

Call Control Interface (CCI) Application Programming Interface

Version 0.9a Edition 3

Updated 2006-01-02

Distributed with Package strss7-0.9a.3

Copyright © 2006 OpenSS7 Corporation
All Rights Reserved.

Abstract

This document specifies a Call Control Interface (CCI) Application Programming Interface in support of the OpenSS7 Integrated Service Digital Network (ISDN) and ISDN User Part (ISUP) protocol stacks.¹ It provides abstraction of the call control interface to these components as well as providing a basis for call control for other call control signalling protocols.

Brian Bidulock <bidulock@openss7.org> for
The OpenSS7 Project <<http://www.openss7.org/>>

¹ As a future extension to the interface, H.225, BSSAP, and SIP will be supported.

Copyright © 2001-2006 OpenSS7 Corporation
Copyright © 1997-2000 Brian F. G. Bidulock
All Rights Reserved.

Published by:

OpenSS7 Corporation
1469 Jefferys Crescent
Edmonton, Alberta T6L 6T1
Canada

Unauthorized distribution or duplication is prohibited.

Permission to use, copy and distribute this documentation without modification, for any purpose and without fee or royalty is hereby granted, provided that both the above copyright notice and this permission notice appears in all copies and that the name of OpenSS7 Corporation not be used in advertising or publicity pertaining to distribution of this documentation or its contents without specific, written prior permission. OpenSS7 Corporation makes no representation about the suitability of this documentation for any purpose. It is provided “as is” without express or implied warranty.

Notice:

OpenSS7 Corporation disclaims all warranties with regard to this documentation including all implied warranties of merchantability, fitness for a particular purpose, non-infringement, or title; that the contents of the document are suitable for any purpose, or that the implementation of such contents will not infringe on any third party patents, copyrights, trademarks or other rights.. In no event shall OpenSS7 Corporation be liable for any direct, indirect, special or consequential damages or any damages whatsoever resulting from loss of use, data or profits, whether in an action of contract, negligence or other tortious action, arising out of or in connection with any use of this document or the performance or implementation of the contents thereof.

OpenSS7 Corporation reserves the right to revise this software and documentation for any reason, including but not limited to, conformity with standards promulgated by various agencies, utilization of advances in the state of the technical arts, or the reflection of changes in the design of any techniques, or procedures embodied, described, or referred to herein. OpenSS7 Corporation is under no obligation to provide any feature listed herein.

Short Contents

Preface	1
1 Introduction	3
2 The Call Control Layer	5
3 CCI Services Definition	11
4 CCI Primitives	51
5 Diagnostics Requirements	195
Addendum for Q.931 Conformance	197
Addendum for Q.764 Conformance	223
Addendum for ETSI EN 300 356-1 V3.2.2 Conformance	271
A Mapping of CCI Primitives to Q.931	275
B Mapping of CCI Primitives to Q.764	277
C State/Event Tables	279
D Primitive Precedence Tables	281
E CCI Header File Listing	283
License	301
Glossary	309
Acronyms	311
References	313
Indices	315

Table of Contents

Preface	1
Security Warning	1
Abstract	1
Purpose	1
Intent	2
Audience	2
Disclaimer	2
Revision History	2
1 Introduction	3
1.1 Related Documentation	3
1.1.1 Role	3
1.2 Definitions, Acronyms, Abbreviations	3
2 The Call Control Layer	5
2.1 Model of the CCI	5
2.2 CCI Services	5
2.2.1 UNI	6
2.2.1.1 Address Formats	6
2.2.2 NNI	8
2.2.2.1 Address Formats	8
2.2.3 Local Management	10
3 CCI Services Definition	11
3.1 Local Management Services Definition	12
3.1.1 Call Control Information Reporting Service	12
3.1.2 CCS Address Service	12
3.1.3 CCS User Bind Service	13
3.1.4 CCS User Unbind Service	13
3.1.5 Receipt Acknowledgement Service	14
3.1.6 Options Management Service	14
3.1.7 Error Acknowledgement Service	15
3.2 User-Network Interface Services Definition	16
3.2.1 Call Setup Phase	17
3.2.1.1 User Primitives for Successful Call Setup	18
3.2.1.2 Provider Primitives for Successful Call Setup	18
3.2.2 Call Establishment Phase	20
3.2.2.1 User Primitives for Successful Call Establishment	20
3.2.2.2 Provider Primitives for Successful Call Establishment	21
.....	21
3.2.2.3 Provider Primitives for Successful Call Setup	21
3.2.3 Call Established Phase	22

3.2.3.1	Suspend Service	22
3.2.3.2	Resume Service	24
3.2.4	Call Termination Phase	26
3.2.4.1	Call Reject Service	26
3.2.4.2	Call Failure Service	26
3.2.4.3	Call Release Service	27
3.2.5	Call Management	29
3.2.5.1	User Primitives for Call Management	29
3.2.5.2	Provider Primitives for Call Management	29
3.3	Network-Network Interface Services Definition	30
3.3.1	Call Setup Phase	30
3.3.1.1	User Primitives for Successful Call Setup	31
3.3.1.2	Provider Primitives for Successful Call Setup	31
3.3.2	Continuity Test Phase	33
3.3.2.1	Continuity Test Successful	33
3.3.2.2	Continuity Test Unsuccessful	36
3.3.3	Call Establishment Phase	38
3.3.3.1	User Primitives for Successful Call Establishment	38
3.3.3.2	Provider Primitives for Successful Call Establishment	39
3.3.4	Call Established Phase	40
3.3.4.1	User Primitives for Established Calls	40
3.3.4.2	Provider Primitives for Established Calls	40
3.3.5	Call Termination Phase	40
3.3.5.1	Call Reject Service	40
3.3.5.2	Call Failure Service	41
3.3.5.3	Call Release Service	42
3.3.6	Circuit Management Services	44
3.3.6.1	Reset Service	44
3.3.6.2	Blocking Service	47
3.3.6.3	Unblocking Service	48
3.3.6.4	Query Service	49
4	CCI Primitives	51
4.1	Management Primitives	52
4.1.1	Call Control Information Request	52
4.1.2	Call Control Information Acknowledgement	53
4.1.3	Protocol Address Request	54
4.1.4	Protocol Address Acknowledgement	55
4.1.5	Bind Protocol Address Request	56
4.1.6	Bind Protocol Address Acknowledgement	59
4.1.7	Unbind Protocol Address Request	61
4.1.8	Call Processing Options Management Request	62
4.1.9	Call Processing Options Management Acknowledgement ..	64
4.1.10	Error Acknowledgement	65
4.1.11	Successful Receipt Acknowledgements	67
4.2	Primitive Format and Rules	68
4.2.1	Call Setup Phase	68

4.2.1.1	Call Control Setup Request	68
4.2.1.2	Call Control Setup Indication	73
4.2.1.3	Call Control Setup Response	76
4.2.1.4	Call Control Setup Confirm	78
4.2.1.5	Call Control Reattempt Indication	80
4.2.2	Continuity Check Phase	82
4.2.2.1	Call Control Continuity Check Request	82
4.2.2.2	Call Control Continuity Check Indication	84
4.2.2.3	Call Control Continuity Test Request	86
4.2.2.4	Call Control Continuity Test Indication	88
4.2.2.5	Call Control Continuity Report Request	89
4.2.2.6	Call Control Continuity Report Indication	91
4.2.3	Collecting Information Phase	92
4.2.3.1	Call Control More Information Request	92
4.2.3.2	Call Control More Information Indication	94
4.2.3.3	Call Control Information Request	95
4.2.3.4	Call Control Information Indication	97
4.2.3.5	Call Control Information Timeout Indication	99
4.2.4	Call Establishment Phase	100
4.2.4.1	Call Control Proceeding Request	100
4.2.4.2	Call Control Proceeding Indication	102
4.2.4.3	Call Control Alerting Request	103
4.2.4.4	Call Control Alerting Indication	105
4.2.4.5	Call Control Progress Request	106
4.2.4.6	Call Control Progress Indication	108
4.2.4.7	Call Control In-Band Information Request	109
4.2.4.8	Call Control In-Band Information Indication	111
4.2.4.9	Call Control Connect Request	112
4.2.4.10	Call Control Connect Indication	114
4.2.4.11	Call Control Setup Complete Request	115
4.2.4.12	Call Control Setup Complete Indication	117
4.2.5	Call Established Phase	118
4.2.5.1	Forward Transfer Request	118
4.2.5.2	Forward Transfer Indication	120
4.2.5.3	Call Control Suspend Request	121
4.2.5.4	Call Control Suspend Indication	123
4.2.5.5	Call Control Suspend Response	124
4.2.5.6	Call Control Suspend Confirmation	126
4.2.5.7	Call Control Suspend Reject Request	127
4.2.5.8	Call Control Suspend Reject Confirmation	129
4.2.5.9	Call Control Resume Request	130
4.2.5.10	Call Control Resume Indication	132
4.2.5.11	Call Control Resume Response	133
4.2.5.12	Call Control Resume Confirmation	135
4.2.5.13	Call Control Resume Reject Request	136
4.2.5.14	Call Control Resume Reject Indication	138
4.2.6	Call Termination Phase	139
4.2.6.1	Call Control Reject Request	139

4.2.6.2	Call Control Reject Indication	141
4.2.6.3	Call Control Call Failure Indication	142
4.2.6.4	Call Control Disconnect Request	144
4.2.6.5	Call Control Disconnect Indication	146
4.2.6.6	Call Control Release Request	147
4.2.6.7	Call Control Release Indication	149
4.2.6.8	Call Control Release Response	151
4.2.6.9	Call Control Release Confirmation	153
4.3	Management Primitive Formats and Rules	154
4.3.1	Interface Management Primitives	154
4.3.1.1	Interface Management Restart Request	154
4.3.1.2	Interface Management Restart Confirmation	155
4.3.2	Circuit Management Primitives	156
4.3.2.1	Circuit Management Reset Request	156
4.3.2.2	Circuit Management Reset Indication	158
4.3.2.3	Circuit Management Reset Response	159
4.3.2.4	Circuit Management Reset Confirmation	161
4.3.2.5	Circuit Management Blocking Request	162
4.3.2.6	Circuit Management Blocking Indication	165
4.3.2.7	Circuit Management Blocking Response	166
4.3.2.8	Circuit Management Blocking Confirmation	168
4.3.2.9	Circuit Management Unblocking Request	169
4.3.2.10	Circuit Management Unblocking Indication	172
4.3.2.11	Circuit Management Unblocking Response	173
4.3.2.12	Circuit Management Unblocking Confirmation	175
4.3.2.13	Circuit Management Query Request	176
4.3.2.14	Circuit Management Query Indication	179
4.3.2.15	Circuit Management Query Response	180
4.3.2.16	Circuit Management Query Confirmation	182
4.3.3	Maintenance Primitives	183
4.3.3.1	Maintenance Indication	183
4.3.4	Circuit Continuity Test Primitives	184
4.3.4.1	Circuit Continuity Check Request	184
4.3.4.2	Circuit Continuity Check Indication	186
4.3.4.3	Circuit Continuity Test Request	188
4.3.4.4	Circuit Continuity Test Indication	190
4.3.4.5	Circuit Continuity Report Request	191
4.3.4.6	Circuit Continuity Report Indication	193
4.3.5	Collecting Information Phase	194
5	Diagnostics Requirements	195
5.1	Non-Fatal Error Handling Facility	195
5.2	Fatal Error Handling Facility	195

Addendum for Q.931 Conformance..... 197

Primitives and Rules for Q.931 Conformance	197
Common Primitive Parameters	197
Call Control Addresses	197
Optional Information Elements	199
Local Management Primitives	200
CC_INFO_ACK	200
CC_BIND_REQ	200
CC_BIND_ACK	201
CC_OPTMGMT_REQ	201
Call Setup Primitives	202
Call Type and Flags	202
CC_SETUP_REQ	206
CC_SETUP_IND	208
CC_SETUP_RES	209
CC_SETUP_CON	209
CC_CALL_REATTEMPT_IND	210
CC_SETUP_COMPLETE_REQ	210
CC_SETUP_COMPLETE_IND	210
Continuity Check Primitives	210
CC_CONT_CHECK_REQ	210
CC_CONT_TEST_REQ	210
CC_CONT_REPORT_REQ	210
Call Establishment Primitives	210
CC_MORE_INFO_REQ	211
CC_MORE_INFO_IND	211
CC_INFORMATION_REQ	211
CC_INFORMATION_IND	211
CC_INFO_TIMEOUT_IND	211
CC_PROCEEDING_REQ	211
CC_PROCEEDING_IND	212
CC_ALERTING_REQ	212
CC_ALERTING_IND	212
CC_PROGRESS_REQ	212
CC_PROGRESS_IND	212
CC_IBI_REQ	212
CC_IBI_IND	213
Call Established Primitives	213
CC_SUSPEND_REQ	213
CC_SUSPEND_IND	213
CC_SUSPEND_RES	213
CC_SUSPEND_CON	214
CC_SUSPEND_REJECT_REQ	214
CC_SUSPEND_REJECT_IND	214
CC_RESUME_REQ	214
CC_RESUME_IND	214
CC_RESUME_RES	215
CC_RESUME_CON	215

CC_RESUME_REJECT_REQ	215
CC_RESUME_REJECT_IND	215
Call Termination Primitives	215
Cause Values	216
CC_REJECT_REQ	219
CC_REJECT_IND	219
CC_CALL_FAILURE_IND	220
CC_DISCONNECT_REQ	220
CC_DISCONNECT_IND	220
CC_RELEASE_REQ	221
CC_RELEASE_IND	221
CC_RELEASE_RES	221
CC_RELEASE_CON	221
Management Primitives	221
CC_RESTART_REQ	221
CC_RESTART_CON	222
Q.931 Header File Listing	222

Addendum for Q.764 Conformance..... 223

Primitives and Rules for Q.764 Conformance	223
Common Primitive Parameters	223
Call Control Addresses	223
Optional Parameters	225
Local Management Primitives	226
CC_INFO_ACK	226
CC_BIND_REQ	226
CC_BIND_ACK	228
CC_OPTMGMT_REQ	229
Call Setup Primitives	229
CC_SETUP_REQ	229
CC_SETUP_IND	232
CC_SETUP_RES	233
CC_SETUP_CON	234
CC_CALL_REATTEMPT_IND	235
CC_SETUP_COMPLETE_REQ	236
CC_SETUP_COMPLETE_IND	236
Continuity Check Phase	236
CC_CONT_CHECK_REQ	236
CC_CONT_CHECK_IND	237
CC_CONT_TEST_REQ	237
CC_CONT_TEST_IND	238
CC_CONT_REPORT_REQ	238
CC_CONT_REPORT_IND	239
Call Establishment Primitives	239
CC_MORE_INFO_REQ	240
CC_MORE_INFO_IND	240
CC_INFORMATION_REQ	240
CC_INFORMATION_IND	240

CC_INFO_TIMEOUT_IND	241
CC_PROCEEDING_REQ	241
CC_PROCEEDING_IND	243
CC_ALERTING_REQ	243
CC_ALERTING_IND	243
CC_PROGRESS_REQ	243
CC_PROGRESS_IND	245
CC_IBI_REQ	245
CC_IBI_IND	245
Call Established Primitives	245
CC_SUSPEND_REQ	245
CC_SUSPEND_IND	246
CC_SUSPEND_RES	246
CC_SUSPEND_REJECT_REQ	247
CC_RESUME_REQ	247
CC_RESUME_IND	247
CC_RESUME_RES	247
CC_RESUME_REJECT_REQ	248
Call Termination Primitives	248
CC_REJECT_REQ	248
CC_CALL_FAILURE_IND	248
CC_DISCONNECT_REQ	249
CC_RELEASE_REQ	249
CC_RELEASE_IND	252
Management Primitives	253
CC_RESTART_REQ	253
CC_RESET_REQ	253
CC_RESET_IND	253
CC_RESET_RES	254
CC_RESET_CON	254
CC_BLOCKING_REQ	254
CC_BLOCKING_IND	255
CC_BLOCKING_RES	255
CC_BLOCKING_CON	256
CC_UNBLOCKING_REQ	256
CC_UNBLOCKING_IND	257
CC_UNBLOCKING_RES	257
CC_UNBLOCKING_CON	258
CC_QUERY_REQ	259
CC_QUERY_IND	259
CC_QUERY_RES	259
CC_QUERY_CON	260
Q.764 Header File Listing	260

Addendum for ETSI EN 300 356-1 V3.2.2**Conformance 271**

Primitives and Rules for ETSI EN 300 356-1 V3.2.2 Conformance.. 271

Local Management Primitives 271

Call Setup Primitives 271

CC_SETUP_REQ 271

CC_SETUP_IND 271

ETSI EN 300 356-1 V3.2.2 Header File Listing 274

Appendix A Mapping of CCI Primitives to**Q.931 275****Appendix B Mapping of CCI Primitives to****Q.764 277****Appendix C State/Event Tables 279****Appendix D Primitive Precedence Tables... 281****Appendix E CCI Header File Listing..... 283****License 301**

GNU Free Documentation License 301

Preamble 301

Terms and Conditions for Copying, Distribution and Modification

. 301

How to use this License for your documents 307

Glossary 309**Acronyms 311****References 313****Indices 315**

Concept Index 316

Type Index 317

Variable Index 319

Primitive Index 322

Protocol State Index 324

Preface

Security Warning

Permission to use, copy and distribute this documentation without modification, for any purpose and without fee or royalty is hereby granted, provided that both the above copyright notice and this permission notice appears in all copies and that the name of *OpenSS7 Corporation* not be used in advertising or publicity pertaining to distribution of this documentation or its contents without specific, written prior permission. *OpenSS7 Corporation* makes no representation about the suitability of this documentation for any purpose. It is provided “as is” without express or implied warranty.

OpenSS7 Corporation disclaims all warranties with regard to this documentation including all implied warranties of merchantability, fitness for a particular purpose, non-infringement, or title; that the contents of the document are suitable for any purpose, or that the implementation of such contents will not infringe on any third party patents, copyrights, trademarks or other rights. In no event shall *OpenSS7 Corporation* be liable for any direct, indirect, special or consequential damages or any damages whatsoever resulting from loss of use, data or profits, whether in an action of contract, negligence or other tortious action, arising out of or in connection with any use of this document or the performance or implementation of the contents thereof.

OpenSS7 Corporation is making this documentation available as a reference point for the industry. While *OpenSS7 Corporation* believes that these interfaces are well defined in this release of the document, minor changes may be made prior to products conforming to the interfaces being made available.

Abstract

This document is a Application Programming Interface containing technical details concerning the implementation of the Call Control Interface (CCI) for OpenSS7. It contains recommendations on software architecture as well as platform and system applicability of the Call Control Interface (CCI).

This document specifies a Call Control Interface (CCI) Specification in support of the OpenSS7 Integrated Service Digital Network (ISDN) and ISDN User Part (ISUP) protocol stacks.¹ It provides abstraction of the call control interface to these components as well as providing a basis for call control for other call control signalling protocols.

Purpose

The purpose of this document is to provide technical documentation of the Call Control Interface (CCI). This document is intended to be included with the OpenSS7 *STREAMS* software package released by *OpenSS7 Corporation*. It is intended to assist software developers, maintainers and users of the Call Control Interface (CCI) with understanding the software architecture and technical interfaces that are made available in the software package.

¹ As a future extension to the interface, H.225, BSSAP, and SIP will be supported.

Intent

It is the intent of this document that it act as the primary source of information concerning the Call Control Interface (CCI). This document is intended to provide information for writers of OpenSS7 Call Control Interface (CCI) applications as well as writers of OpenSS7 Call Control Interface (CCI) Users.

Audience

The audience for this document is software developers, maintainers and users and integrators of the Call Control Interface (CCI). The target audience is developers and users of the OpenSS7 SS7 and ISDN stack.

Disclaimer

Although the author has attempted to ensure that the information in this document is complete and correct, neither the Author nor OpenSS7 Corporation will take any responsibility in it.

Revision History

Take care that you are working with a current version of this documentation: you will not be notified of updates. To ensure that you are working with a current version, check the [OpenSS7 Project](#) website for a current version.

A printed (or postscript) version of this document is an UNCONTROLLED version.

```
$Log: cci.texi,v $
Revision 0.9.2.1  2006/01/02 11:51:36  brian
- new CCI texinfo file

Revision 0.8.2.3  2003/07/12 19:12:29  brian
Update draft revision 4.

Revision 0.8.2.2  2003/03/23 19:56:50  brian
Finalizing isdn.

Revision 0.8.2.1  2003/02/21 12:00:35  brian
Updated primitive interface and Q.764 conformance.

Revision 0.8  2002/11/17 15:06:36  brian
Added initial documentation for call control interface.
```

1 Introduction

This document specifies a *STREAMS*-based kernel-level instantiation of the ITU-T Call Control Interface definition. The Call Control Interface (CCI) enables the user of a call control service to access and use any of a variety of conforming call control service providers without specific knowledge of the provider's protocol. The service interface is designed to support any network call control protocol and user call control protocol. This interface only specifies access to call control service providers, and does not address issues concerning call control and circuit management, protocol performance, and performance analysis tools.

This specification assumes that the reader is familiar with ITU-T state machines and call control interfaces (e.g., Q.764, Q.931), and *STREAMS*.

1.1 Related Documentation

- **1993 ITU-T Q.764 Recommendation**
- **1993 ITU-T Q.931 Recommendation**
- **System V Interface Definition, Issue 2 - Volume 3**

1.1.1 Role

This document specifies an interface that supports the services provided by the *Integrated Services Digital Network (ISDN)* and *ISDN User Part (ISUP)* for ITU-T applications as described in ITU-T Recommendation Q.931 and ITU-T Recommendation Q.764.¹ These specifications are targeted for use by developers and testers of protocol modules that require call control service.

1.2 Definitions, Acronyms, Abbreviations

Application Context

Object Identifier

Calling Party

The Calling Party.

Called Party

The Called Party.

Operations Class

One of 5 ISO/OSI Transport Protocol Classes.

MAP Mobile Applications Part

TCAP Transaction Capabilities Application Part

SCCP Service Connection Control Part

MTP Message Transfer Part

TR Transaction Sub-Layer

¹ In a later version of this document H.225, BSSAP, and SIP will also be supported.

Chapter 1: Introduction

<i>TC</i>	Component Sub-Layer
<i>IMSI</i>	International Mobile Station Identifier
<i>MSISDN</i>	Mobile Station ISDN Directory Number (E.164)
<i>ITU</i>	International Telecommunications Union
<i>ITU-T</i>	International Telecommunications Union – Telecom Sector
<i>OSI</i>	Open Systems Interconnect
<i>ISO</i>	International Organization for Standardization
<i>MAP User</i>	A user of the Mobile Application Part (MAP) Interface.
<i>MAP Provider</i>	A provider of the Mobile Application Part (MAP) Interface.
<i>MAPI</i>	The Mobile Application Part (MAP) Interface.
<i>MS</i>	Mobile Station.
<i>Components</i>	Transaction components as defined in ITU-T Recommendation Q.771.
<i>QoS</i>	Quality of Service
<i>STREAMS</i>	A communication services development facility first available with UNIX System V Release 3.

2 The Call Control Layer

The Call Control Layer provides the means to manage the connection and disconnection of calls. It is responsible for the routing and management of call control signalling between call control-user entities.

2.1 Model of the CCI

The CCI defines the services provided by the call control layer to the call control-user at the boundary between the call control provider and the call control user entity. The interface consists of a set of primitives defined as *STREAMS* messages that provide access to the call control layer services, and are transferred between the CCS user entity and the CCS provider. These primitives are of two types; ones that originate from the CCS user, and others that originate from the CCS provider. The primitives that originate from the CCS user make requests to the CCS provider, or respond to an indication of an event of the CCS provider. The primitives that originate from the CCS provider are either confirmations of a request or are indications to the CCS user that an event has occurred. *Figure 2.1* shows the model of the CCI.

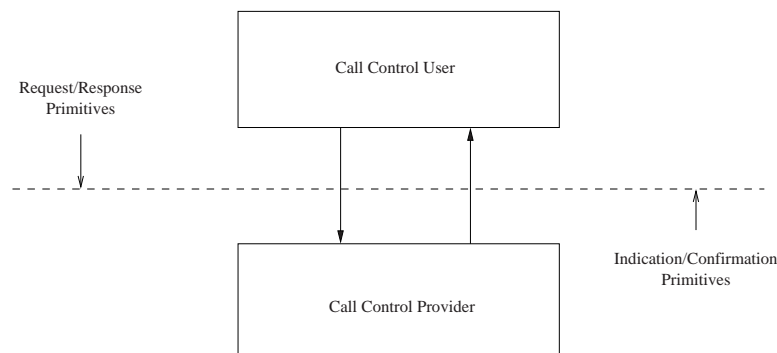


Figure 2.1: Model of the CCI

The CCI allows the CCS provider to be configured with any call control layer user (such as an ISDN user call control application) that also conforms to the CCI. A call control layer user can also be a user program that conforms to the CCI and accesses the CCS provider via **putmsg(2s)** and **getmsg(2s)** system calls.

2.2 CCI Services

The features of the CCI are defined in terms of the services provided by the CCS provider, and the individual primitives that may flow between the CCS user and the CCS provider.

The services supported by the CCI are based on three distinct modes of communication, user-network interface (UNI) User mode, user-network interface (UNI) Network mode, and

network-network interface (NNI). In addition, the CCI supports services for local management.

2.2.1 UNI

The main features of the User-Network Interface mode of communication are:

1. It is call oriented.
2. It employs facility associated signalling in that the signalling interface and circuits that are controlled by that signalling interface are bound by physical configuration. (For example, 23B+D, 2B+D).
3. The protocol has two aspects to the interface: one side of the interface follows the User protocol whereas the other side of the interface follows the Network protocol.
4. The user side of the protocol has no formal maintenance or monitoring procedures and therefore reports most if not all system events to the user.
5. The network side of the protocol has formal maintenance and monitoring procedures and therefore reports most if not all system events to maintenance.

2.2.1.1 Address Formats

Addresses specifying all the calls and channels known to the provider are specified with scope `ISDN_SCOPE_DF` and identifier zero (0).

Customer/Provider Group

A customer/provider group has a different interpretation on the User and Network side of the call control interface. In User mode, the provider group is a group of all equipment groups that are serviced by the same network provider. In Network mode, the customer group is a group of all equipment groups to which the same service is provided to the same customer by the network.

Customer/provider groups are identified using a unique customer/provider group identifier within the CCS provider. Addresses specifying all of the equipment groups in a customer/provider group and specified with scope `ISDN_SCOPE_XG` and the customer/provider group identifier.

Equipment Group

An equipment group is a group of all transmission groups (B- and D-channels) terminating at the same location. For User mode this corresponds to all the B- and D-channels terminating on the same network provider exchange. For Network mode this corresponds to all the B- and D-channels terminating on the same customer site.

Equipment groups are identified using a unique equipment group identifier within the CCS provider. Addresses specifying all of the B- and D-channels making up an equipment group are specified with scope `ISDN_SCOPE_EG` and the equipment group identifier.

Facility Group

A facility group is a group of D-channels (data links) controlling a set of B-channels. This corresponds to the signalling interface. For regular interfaces, a signalling relation consists

of a single signalling interface. Where multiple signalling interfaces are used to control the same range of channels (e.g. primary and backup interfaces), all signalling interfaces belong to the same facility group.

The B-channels that make up a facility group are channels that share the same dial plan and routing characteristics for telephone calls. A facility group is associated with an equipment group.

Facility groups are identified using a unique facility group identifier within the CCS provider. Addresses specifying all of the channels in a facility group are specified with scope `ISDN_SCOPE_FG` and the facility group identifier.

An ISDN Channel Identifier is only unique within a facility group.

Transmission Group

A transmission group is the group of all D- and B-Channels associated with a given Q.931 signalling interface. For example, a typical PRI interface would consist of 23B+D, where there is one signalling interface (the D-Channel) with 23 B-Channels associated with the D-Channel. The 1 D-Channel and 23 B-Channels form a single transmission group associated with the physical interface. Every D- or B-Channel belongs to one transmission group and occupies a single time slot within that transmission group.

Transmission groups are identified using a unique transmission group identifier within the CCS provider. Addresses specifying all of the channels in a transmission group are specified with scope `ISDN_SCOPE_TG` and the transmission group identifier. Transmission groups can also be specified using scope `ISDN_SCOPE_FG` and the Channel Identifier of one of the channels in the facility group.

Channel

A channel refers to a specific B-Channel within a transmission and facility group.

Channels are identified using a unique channel identifier within the CCS provider. Addresses specifying a specific channel are specified with scope `ISDN_SCOPE_CH` and the channel identifier. Channels can also be specified using scope `ISDN_SCOPE_FG`, the facility group identifier, and the Channel Identity of the channel within the facility group.

Data Link

A data link corresponds to a specific D-channel used for the control of channels. Data links can be grouped into facility groups.

Data links are identified using a unique data link identifier within the CCS provider. Addresses specifying all of the channels controlled by a data link are specified with scope `ISDN_SCOPE_DL` and the data link identifier.

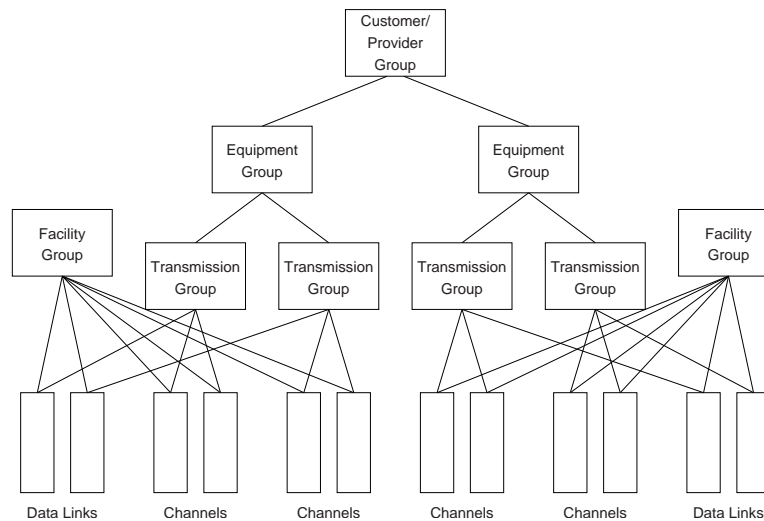


Figure 2.2: UNI Data Model

2.2.2 NNI

The main features of the Network-Network Interface mode of communication are:

1. It is circuit oriented.
2. It employs quasi-associated signalling in that the path taken by signalling and the path taken by the circuits are not necessarily related.
3. The protocol has one aspect and is peer-to-peer: that is, both sides of a signalling interface follow the same protocol in the same way.
4. The network side of the protocol has formal maintenance and monitoring procedures and therefore reports most if not all system events to maintenance.

2.2.2.1 Address Formats

Addresses specifying all of the circuits known to the provider are specified with scope `ISUP_SCOPE_DF` and identifier zero (0).

Signalling Points

A signalling point is the SS7 signalling point (central office) that the provider represents. A CCS provider can represent more than one signalling point.

A signalling point is identifier using a unique signalling point identifier within the CCS provider. Addresses specifying all of the circuits in signalling point are specified with scope `ISUP_SCOPE_SP` and the signalling point identifier.

Signalling Relations

A signalling relation is a relationship between a local signalling point and a remote signalling point. A signalling relation consists of a single signalling interface.

Signalling relations are identified using a unique signalling relation identifier within the CCS provider. Addresses specifying all of the circuits in a signalling relation are specified with scope `ISUP_SCOPE_SR` and the signalling relation identifier.

An ISUP Circuit Identification Code is only unique within a signalling relation.

Trunk Groups

A trunk group is a group of circuits that share the same routing characteristics for telephone calls. A trunk group is associated with a signalling relation. For the NNI, a signalling relation is the combination of local MTP Point Code and remote MTP Point Code.

A trunk group is identified using a unique trunk group identifier within the CCS provider. Addresses specifying all of the circuits in a trunk group are specified with scope `ISUP_SCOPE_TG` and the trunk group identifier.

Circuit Groups

A circuit group is a group of circuits that share the same common transmission facility (e.g. E1 span) and is therefore impacted by any failure of the transmission facility. All of the individual channels of an E1 span that are used to carry calls are members of the circuit group.

Circuits groups are identified using a unique circuit group identifier within the CCS provider. Addresses specifying all of the circuits within a circuit group are specified with scope `ISUP_SCOPE_CG` and the circuit group identifier. Circuit groups can also be specified using scope `ISUP_SCOPE_SR` and the Circuit Identification Code of one of the circuits within the circuit group.

Circuits

A circuit refers to a specific time slot within a digital facility.

Circuits are identified using a unique circuit identifier within the CCS provider. Addresses specifying a specific circuit are specified with scope `ISUP_SCOPE_CT` and the circuit identifier. Circuits can also be specified using scope `ISUP_SCOPE_CG`, the circuit group identifier, and the Circuit Identification Code of the circuit within the group. Circuits can also be specified using scope `ISUP_SCOPE_SR`, the signalling relation identifier, and the Circuit Identification Code of the circuit within the signalling relation.

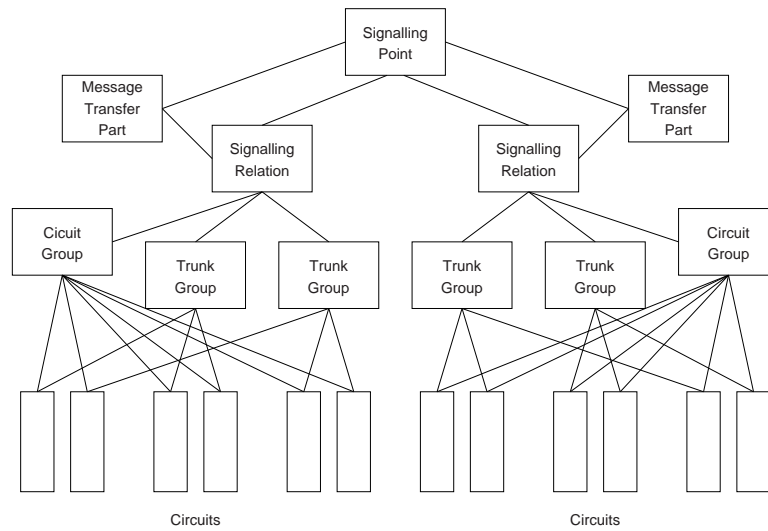


Figure 2.3: NNI Data Model

2.2.3 Local Management

The CCI specifications also define a set of local management functions that apply to UNI and NNI modes of communication. These services have local significance only. Tables 1, 2 and 3 summarizes the CCI service primitives by their state and service.

3 CCI Services Definition

This section describes the services of the CCI primitives. Time-sequence diagrams that illustrate the sequence of primitives are included. (Conventions for the time-sequence diagrams are defined in ITU-T X.210.) The format of the primitives will be defined later in this document.

Local Management	Both	CC_INFO_REQ, CC_INFO_ACK, CC_BIND_REQ, CC_BIND_ACK, CC_UNBIND_REQ, CC_ADDR_REQ, CC_ADDR_ACK, CC_OPTMGMT_REQ, CC_OPTMGMT_ACK, CC_OK_ACK, CC_ERROR_ACK
Call Setup	Both	CC_SETUP_REQ, CC_SETUP_IND, CC_CALL_REATTEMPT_IND, CC_MORE_INFO_REQ, CC_MORE_INFO_IND, CC_INFORMATION_REQ, CC_INFORMATION_IND, CC_SETUP_RES, CC_SETUP_CON
	UNI	CC_INFO_TIMEOUT_IND
	NNI	CC_CONT_REPORT_REQ, CC_CONT_REPORT_IND
Call Establishment	Both	CC_PROCEEDING_REQ, CC_PROCEEDING_IND, CC_ALERTING_REQ, CC_ALERTING_IND, CC_PROGRESS_REQ, CC_PROGRESS_IND, CC_CONNECT_REQ, CC_CONNECT_IND
Call Established	Both	CC_SUSPEND_REQ, CC_SUSPEND_RES, CC_SUSPEND_IND, CC_SUSPEND_CON, CC_RESUME_REQ, CC_RESUME_RES, CC_RESUME_IND, CC_RESUME_CON
	UNI	CC_SUSPEND_REJECT_REQ, CC_SUSPEND_REJECT_IND, CC_RESUME_REJECT_REQ, CC_RESUME_REJECT_IND
Call Termination	Both	CC_CALL_FAILURE_IND, CC_IBI_REQ, CC_IBI_IND, CC_RELEASE_REQ, CC_RELEASE_IND, CC_RELEASE_RES, CC_RELEASE_CON
	UNI	CC_DISCONNECT_REQ, CC_DISCONNECT_IND
Provider Management	UNI	CC_RESTART_REQ, CC_RESTART_CON
	NNI	CC_RESET_REQ, CC_RESET_IND, CC_RESET_RES, CC_RESET_CON, CC_BLOCKING_REQ, CC_BLOCKING_IND, CC_BLOCKING_RES, CC_BLOCKING_CON, CC_UNBLOCKING_REQ, CC_UNBLOCKING_IND, CC_UNBLOCKING_RES, CC_UNBLOCKING_CON, CC_QUERY_REQ, CC_QUERY_IND, CC_QUERY_RES, CC_QUERY_CON
		CC_CONT_CHECK_REQ, CC_CONT_CHECK_IND, CC_CONT_TEST_REQ, CC_CONT_TEST_IND, CC_CONT_REPORT_REQ, CC_CONT_REPORT_IND

Table 3.1: CCI Service Primitives

3.1 Local Management Services Definition

The services defined in this section are outside the scope of international standards. These services apply to UNI (User and Network), and NNI modes of communication. They are invoked for the initialization/de-initialization of a stream connected to the CCS provider. They are also used to manage options supported by the CCS provider and to report information on the supported parameter values.

3.1.1 Call Control Information Reporting Service

This service provides information on the options supported by the CCS provider.

- **CC_INFO_REQ**: This primitive request that the CCS provider return the values of all the supported protocol parameters. This request may be invoked during any phase.
- **CC_INFO_ACK**: This primitive is in response to the **N_INFO_REQ** primitive and returns the values of the supported protocol parameters to the CCS user.

The sequence of primitive for call control information management is shown in *Figure 3.1*.




Figure 3.1: Sequence of Primitives: Call Control Information Reporting Service

3.1.2 CCS Address Service

This service allows a CCS user to determine the bound call control address and the connected call control address for a given call reference associated with a stream. It permits the CCS user to not necessarily retain this information locally, and allows the CCS user to determine this information from the CCS provider at any time.

- **CC_ADDR_REQ**: This primitive requests that the CCS provider return information concerning which call control address the CCS user is bound as well as the call control address upon which the CCS user is currently engaged in a call for the specified call reference.
- **CC_ADDR_ACK**: This primitive is in response to the **CC_ADDR_REQ** primitive and indicates to the CCS user the requested information.

The sequence of primitives is shown in *Figure 3.2*.



Figure 3.2: Sequence of Primitives: Call Control User Address Service

3.1.3 CCS User Bind Service

This service allows a call control address to be associated with a stream. It allows the CCS user to negotiate the number of setup indications that can remain unacknowledged for that CCS user (a setup indication is considered unacknowledged while it is awaiting a corresponding setup response or release request from the CCS user). This service also defines a mechanism that allows a stream (bound to a call control address of the CCS user) to be reserved to handle incoming calls only. This stream is referred to as the listener stream.

- *CC_BIND_REQ*: This primitive request that the CCS user be bound to a particular call control address and negotiate the number of allowable outstanding setup indications for that address.
- *CC_BIND_ACK*: This primitive is in response to the *CC_BIND_REQ* primitive and indicates to the user that the specified CCS user has been bound to a call control address.

The sequence of primitives is shown in [Figure 3.3](#) .




Figure 3.3: Sequence of Primitives: Call Control User Bind Service

3.1.4 CCS User Unbind Service

This service allows the CCS user to be unbound from a call control address.

- **CC_UNBIND_REQ**: This primitive request that the CCS user be unbound from the call control address that it had previously been bound to.

The sequence of primitives is shown in *Figure 3.4*.



Figure 3.4: Sequence of Primitives: Call Control User Unbind Service

3.1.5 Receipt Acknowledgement Service

- **CC_OK_ACK**: This primitive indicates to the CCS user that the previous (indicated) CCS user originated primitive was received successfully by the CCS provider.

An example showing the sequence of primitives for successful receipt acknowledgement is depicted in *Figure 3.5*.



Figure 3.5: Sequence of Primitives: Call Control Receipt Acknowledgement Service

3.1.6 Options Management Service

This service allows the CCS user to manage options parameter values associated with the CCS provider.

- **CC_OPTMGMT_REQ**: This primitive allows the CCS user to select default values for options parameters within the range supported by the CCS provider.

Figure 3.6 shows the sequence of primitives for call control options management.



CC_OPTMGMT_REQ

CC_OK_ACK

Figure 3.6: Sequence of Primitives: Call Control Options Management Service

3.1.7 Error Acknowledgement Service

- **CC_ERROR_ACK**: This primitive indicates to the CCS user that a non-fatal error has occurred in the last CCS user originated request or response primitive (listed in [Figure 3.7](#)), on the stream.

[Figure 3.7](#) shows the sequence or primitives for the error management primitive.



REQ/RES Primitive *

CC_ERROR_ACK

CC_SETUP_REQ
 CC_SETUP_RES
 CC_PROCEEDING_REQ
 CC_ALERTING_REQ
 CC_PROGRESS_REQ
 CC_CONT_REPORT_REQ
 CC_MORE_INFO_REQ
 CC_SETUP_COMPLETE_REQ
 CC_SUSPEND_REQ
 CC_RESUME_REQ
 CC_RELEASE_REQ
 CC_RELEASE_RES

Figure 3.7: Sequence of Primitives: Call Control Error Acknowledgement Service

3.2 User-Network Interface Services Definition

This section describes the required call control service primitives that define the UNI interface.

The queue model for UNI is discussed in more detail in ITU-T Q.931. For Q.931 specific conformance considerations, see [\[Addendum for Q.931 Conformance\]](#), page 197.

The queue model represents the operation of a call control connection in the abstract by a pair of queues linking the two call control addresses. There is one queue for each direction of signalling transfer. The ability of a user to add objects to a queue will be determined by the behaviour of the user removing objects from that queue, and the state of the queue. The pair of queues is considered to be available for each potential call. Objects that are entered or removed from the queue are either as a result of interactions at the two call control addresses, or as the result of CCS provider initiatives.

- A queue is empty until a setup object has been entered and can be returned to this state, with loss of its contents, by the CCS provider.
- Objects may be entered into a queue as a result of the action of the source CCS user, subject to control by the CCS provider.
- Objects may also be entered into a queue by the CCS provider.
- Objects are removed from the queue under the control of the receiving CCS user.
- Objects are normally removed under the control of the CCS user in the same order as they were entered except:
 - if the object is of a type defined to be able to advance ahead of the preceding object, or
 - if the following object is defined to be destructive with respect to the preceding object on the queue. If necessary, the last object on the queue will be deleted to allow a destructive object to be entered \- they will therefore always be added to the queue. For example, "release" objects are defined to be destructive with respect to all other objects.

Table B.1 shows the ordering relationship among the queue model objects.

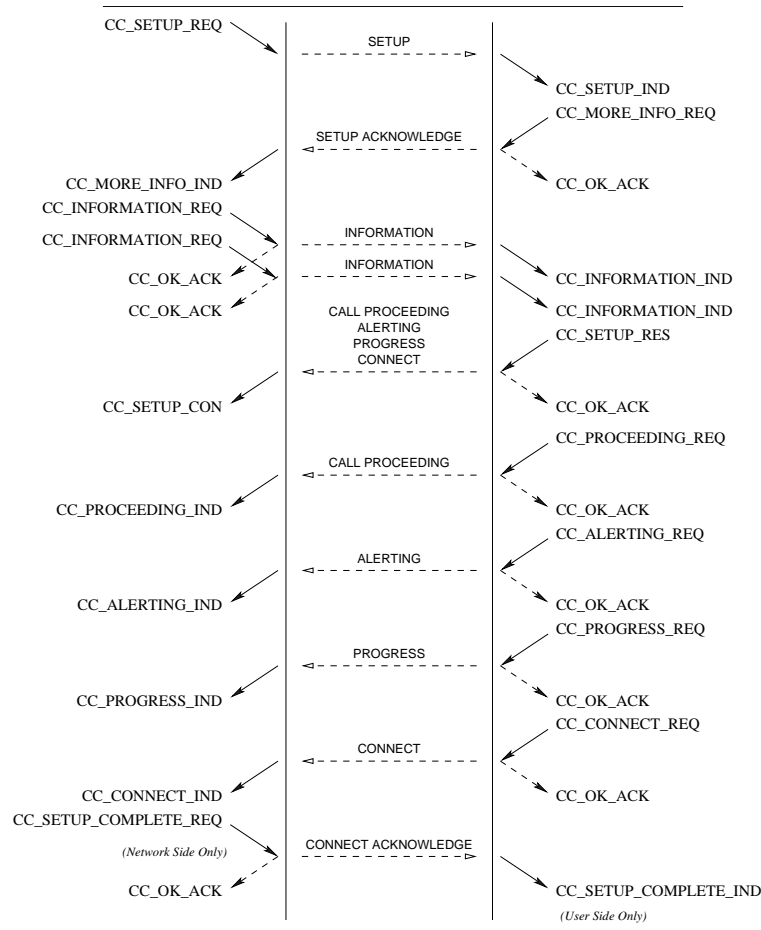


Figure 3.8: Sequence of Primitives: Call Control UNI Overview

3.2.1 Call Setup Phase

A pair of queues is associated with a call between two call control addresses (facility group and channel(s)) when the CCS provider receives a *CC_SETUP_REQ* primitive at one of the call control addresses resulting in a setup object being entered into the queue. The queues will remain associated with the call until a *CC_RELEASE_REQ* or *CC_RELEASE_IND* (resulting in a release object) is either entered into or removed from a queue. Similarly, in the queue from the called CCS user, objects can be entered into the queue only after the setup object associated with the *CC_SETUP_RES* has been entered into the queue. Alternatively, the called CCS user can enter a release object into the queue instead of the setup object to terminate the call.

The call establishment procedure will fail if the CCS provider is unable to establish the call, or if the destination CCS user is unable to accept the *CC_SETUP_IND* (see call failure and call reject primitive definitions).

3.2.1.1 User Primitives for Successful Call Setup

- **CC_SETUP_REQ**: This primitive requests that the CCS provider setup a call to the specified destination (called party number).
- **CC_MORE_INFO_REQ**: This primitive requests that the CCS provider provide more information to establish the call. This primitive is not issued for *en bloc* signalling mode.
- **CC_INFORMATION_REQ**: This primitive requests that the CCS provider provide more information (digits) in addition to the destination (called party number) already specified in the **CC_SETUP_REQ** and subsequent **CC_INFORMATION_REQ** primitives. This primitive is not issued for *en block* signalling mode.
- **CC_SETUP_RES**: This primitive requests that the CCS provider accept a previous call setup indication on the specified stream.

3.2.1.2 Provider Primitives for Successful Call Setup

- **CC_CALL_REATTEMPT_IND**: This primitive indicates to the calling CCS user that an event has caused call setup to fail on the selected address and that a reattempt should be made (or has been made) on another call control address (facility group and channel(s)). This primitive is only issued by the CCS provider if the CCS user is bound at the channel level rather than the facility group or equipment group levels.
- **CC_SETUP_IND**: This primitive indicates to the CCS user that a call setup request has been made by a user at the specified call control address (facility group and channel(s)).
- **CC_MORE_INFO_IND**: This primitive indicates to the CCS user that more information is required to establish the call. This primitive is not issued for *en block* signalling mode.
- **CC_INFORMATION_IND**: This primitive indicates to the CCS user more information (digits) in addition to the destination (called party number) already indicated in the **CC_SETUP_IND** and subsequent **CC_INFORMATION_IND** primitives. This primitive is not issued for *en block* signalling mode.
- **CC_INFO_TIMEOUT_IND**: This primitive indicates to the called CCS user that a timeout occurred while waiting for additional information (called party number). The receiving CCS User should determine whether sufficient address digits have been received and either disconnect the call with the **CC_DISCONNECT_REQ** primitive or continue the call with **CC_SETUP_RES**. This primitive is not issued for *en block* signalling mode.
- **CC_SETUP_CON**: This primitive indicates to the CCS user that a call setup request has been confirmed on the indicated call control address (channel(s)).

The sequence of primitives in a successful call setup is defined by the time sequence diagram shown in [Figure 3.9](#). The sequence of primitives for the call response token value determination is shown in [Figure 3.10](#) (procedures for call response token value determination are discussed in section 4.1.3 and 4.1.4.)

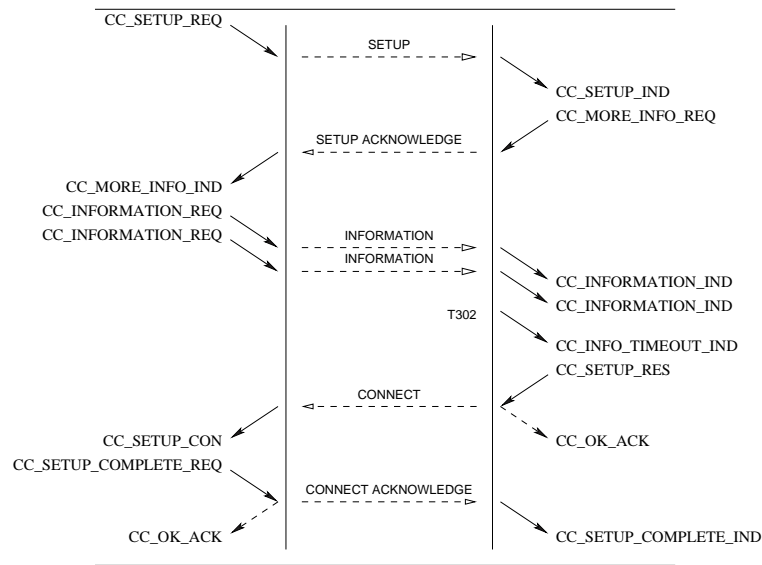


Figure 3.9: Sequence of Primitives: Call Control Call Setup Service



Figure 3.10: Sequence of Primitives: Call Control Token Request Service

If the CCS provider is unable to establish a call, it indicates this to the request by a `CC_CALL_REATTEMPT_IND`. This is shown in [Figure 3.11](#).

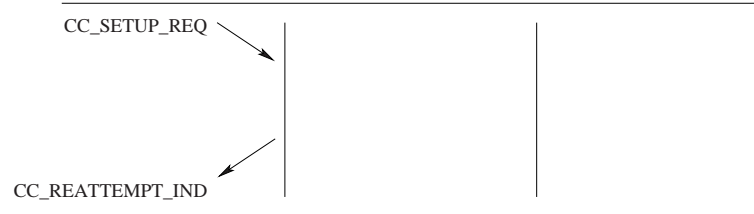


Figure 3.11: Sequence of Primitives: Call Reattempt - CCS Provider

The sequence of primitives for call reattempt on dual seizure are shown in [Figure 3.12](#).

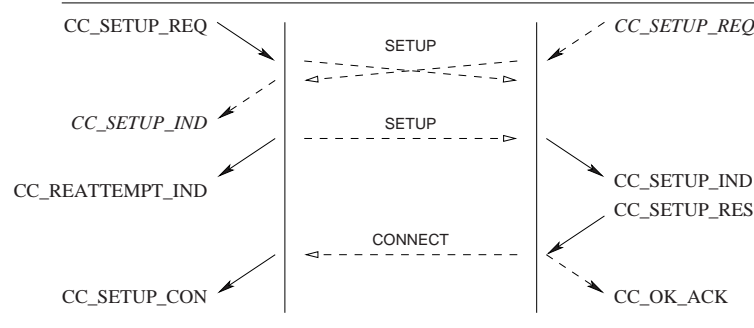


Figure 3.12: Sequence of Primitives: Call Reattempt - Dual Seizure

3.2.2 Call Establishment Phase

During the call establishment phase, a pair of queues has already been associated with the call between the selected call control addresses (facility group and channel(s)) during the setup phase.

3.2.2.1 User Primitives for Successful Call Establishment

- **`CC_PROCEEDING_REQ`**: This primitive requests that the CCS provider indicate to the call control peer that the call is proceeding and that all necessary information has been received.
- **`CC_ALERTING_REQ`**: This primitive requests that the CCS provider indicate to the call control peer that the terminating user is being alerted.
- **`CC_PROGRESS_REQ`**: This primitive requests that the CCS provider indicate to the call control peer that the specified progress event has occurred.
- **`CC_IBL_REQ` (`CC_DISCONNECT_REQ`)**: This primitive requests that the CCS provider indicate to the call control peer that in-band information is now available. This will also invite the peer to release the call.

- *CC_CONNECT_REQ*: This primitive requests that the CCS provider indicate to the call control peer that the call has been connected.
- *CC_SETUP_COMPLETE_REQ*: This primitive request that the CCS provider complete the call setup.

3.2.2.2 Provider Primitives for Successful Call Establishment

- *CC_PROCEEDING_IND*: This primitive indicates to the CCS user that the call control peer is proceeding and that all necessary information has been received.
- *CC_ALERTING_IND*: This primitive indicates to the CCS user that the terminating user is being alerted.
- *CC_PROGRESS_IND*: This primitive indicates to the CCS user that the specified progress event has occurred.
- *CC_IBI_IND* (*CC_DISCONNECT_IND*): This primitive indicates to the CCS user that in-band information is now available. It also invites the CCS user to release the call.
- *CC_CONNECT_IND*: This primitive indicates to the CCS user that the call has been connected.
- *CC_SETUP_COMPLETE_IND*: This primitive indicates to the CCS user that the call has completed setup.

3.2.2.3 Provider Primitives for Successful Call Setup

The sequence of primitives in a successful call establishment is defined by the time sequence diagrams as shown in [Figure 3.13](#).

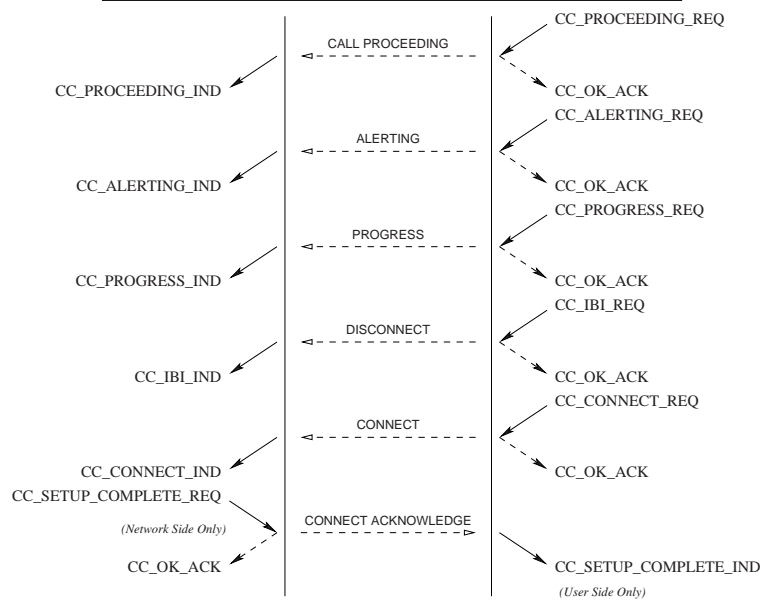


Figure 3.13: Sequence of Primitives: Call Control Successful Call Establishment Service

3.2.3 Call Established Phase

Flow control of the call is done by management of the queue capacity, and by allowing objects of certain types to be inserted to the queues, as shown in Table X.

3.2.3.1 Suspend Service

User Primitives for Suspend Service

- **CC_SUSPEND_REQ:** This primitive requests that the CCS provider temporarily suspend a call at the network, or indicate user suspension of a call.
- **CC_SUSPEND_RES:** This primitive indicates to the CCS provider that the CCS user (Network) is accepting the request for suspension of the call.
- **CC_SUSPEND_REJECT_REQ:** This primitive indicates to the CCS provider that the CCS user (Network) is rejecting the request for suspension of the call, and the cause for rejection.

Provider Primitives for Suspend Service

- **CC_SUSPEND_IND:** This primitive indicates to the CCS user that an established call has been temporarily suspended at the network, or by the remote user.
- **CC_SUSPEND_CON:** This primitive confirms to the requesting CCS user (User) that the call has been temporarily suspended at the network.

- *CC_SUSPEND_REJECT_IND*: This primitive indicates to the requesting CCS user (User) that the request to suspend the call has been rejected by the network, and the cause for rejection.

Figure 3.14 and *Figure 3.15* show the sequence of primitives for suspend service. The sequence of primitives may remain incomplete if a *CC_RESET* or a *CC_RELEASE* primitive occurs.

The sequence of primitives to suspend a call is defined in the time sequence diagram as shown in *Figure 3.14* and *Figure 3.15*.

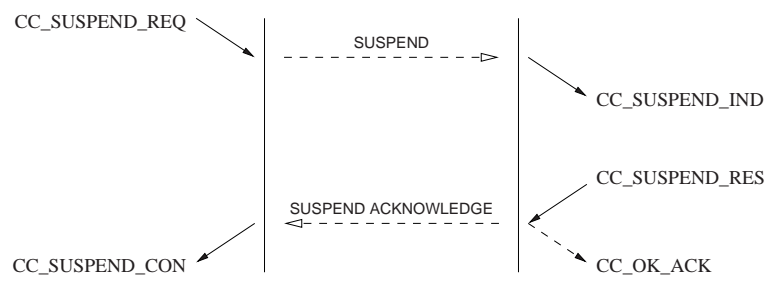


Figure 3.14: Sequence of Primitives: Call Control Network Suspend Service: Successful

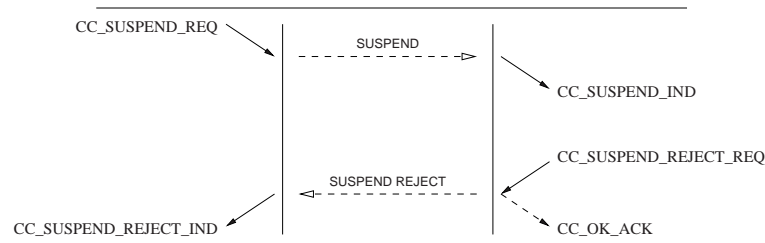


Figure 3.15: Sequence of Primitives: Call Control Network Suspend Service: Unsuccessful

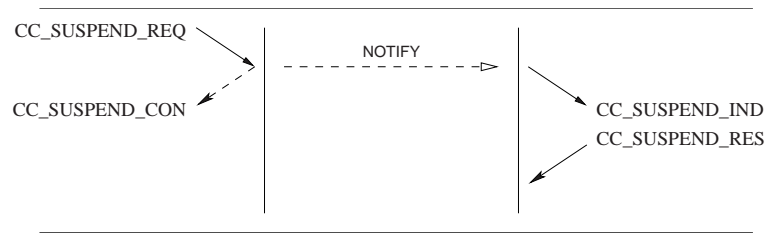


Figure 3.16: Sequence of Primitives: Call Control User Suspend Service

3.2.3.2 Resume Service

User Primitives for Resume Service

- **CC_RESUME_REQ**: This primitive request that the CCS provider resume a previously network suspended call, or indicates that the user has resumed a call.
- **CC_RESUME_RES**: This primitive indicates to the CCS provider that the CCS user (Network) is accepting the request for resumption of the call.
- **CC_RESUME_REJECT_REQ**: This primitive indicates to the CCS provider that the CCS user (Network) is rejecting the request for resumption of the call, and the cause for rejection.

Provider Primitives for Resume Service

- **CC_RESUME_IND**: This primitive indicates to the CCS user that a previously suspended call has been resumed at the network, or by the remote user.
- **CC_RESUME_CON**: This primitive confirms to the requesting CCS user (User) that the call has been resumed at the network.
- **CC_RESUME_REJECT_IND**: This primitive indicates to the requesting CCS user (User) that the request to resume the call has been rejected by the network, and the cause for rejection.

Figure 3.17 and *Figure 3.18* show the sequence of primitives for resume service. The sequence of primitives may remain incomplete if a **CC_RESET** or a **CC_RELEASE** primitive occurs.

The sequence of primitives to resume a call is defined in the time sequence diagram as shown in *Figure 3.17* and *Figure 3.18*.

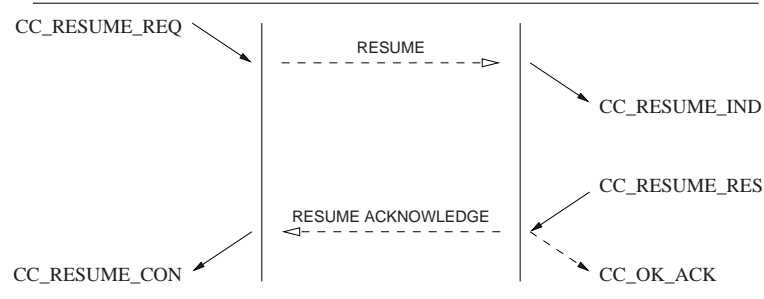


Figure 3.17: Sequence of Primitives: Call Control Resume Service: Successful

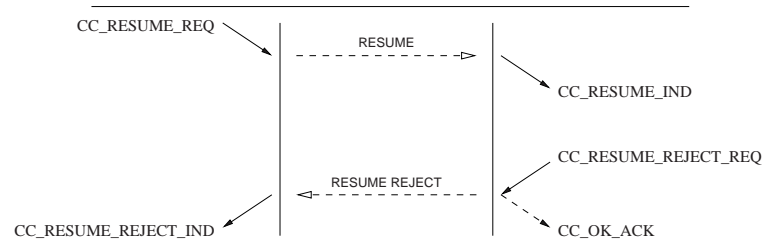


Figure 3.18: Sequence of Primitives: Call Control Resume Service: Unsuccessful

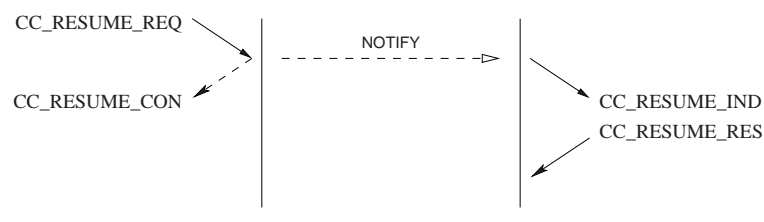


Figure 3.19: Sequence of Primitives: Call Control User Resume Service

The sequence of primitives as shown above may remain incomplete if a `CC_RESET` or `CC_RELEASE` primitive occurs (see Table 3). A CCS user must not issue a `CC_RESUME_REQ` primitive if no `CC_SUSPEND_REQ` has been sent previously. Following a reset procedure (`CC_RESET_REQ` or `CC_RESET_IND`), a CCS user may not issue a `CC_RESUME_REQ` to resume a call suspended before the reset procedure was signalled.

3.2.4 Call Termination Phase

3.2.4.1 Call Reject Service

User Primitives for Call Reject Service

- *CC_REJECT_REQ*: This primitive indicates that the CCS user receiving the specified *CC_SETUP_IND* requests that the specified call indication be rejected.

Provider Primitives for Call Reject Service

- *CC_REJECT_IND*: This primitive indicates to the calling CCS user that the call has been rejected.

The sequence of events for rejecting a call setup attempt at the UNI is defined in the time sequence diagram shown in *Figure 3.20*.

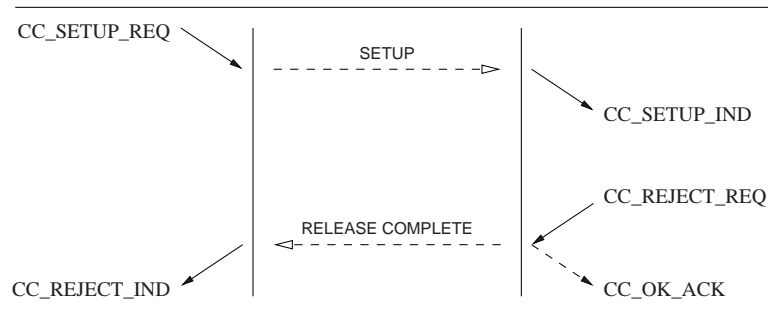


Figure 3.20: Sequence of Primitives: Rejecting a Call Setup

3.2.4.2 Call Failure Service

Provider Primitives for Call Failure Service

- *CC_CALL_FAILURE_IND*: This primitive indicates to the called CCS user that an event has caused the call to fail and indicates the reason for the failure and the cause value associated with the failure. The CCS user is required to release the call using the indicated cause value in a *CC_DISCONNECT_REQ* primitive.

The sequence of events for error indications is described in the time sequence diagram shown in *Figure 3.21*.

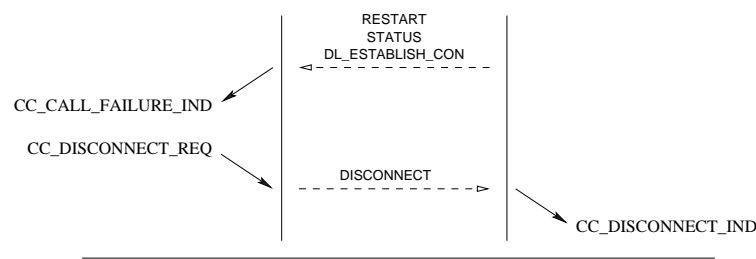


Figure 3.21: Sequence of Primitives: Call Failure

3.2.4.3 Call Release Service

The call release procedure is initialized by the insertion of a release object (associated with a *CC_DISCONNECT_REQ*, *CC_RELEASE_REQ*, or *CC_REJECT_REQ*) in the queue. As shown in Table 3, the release procedure is destructive with respect to other objects in the queue, and eventually results in the emptying of queues and termination of the call.

The Release procedure invokes the following interactions:

- A. A *CC_DISCONNECT_REQ* from the CCS user, followed by a *CC_RELEASE_IND* from the CCS provider and a subsequent *CC_RELEASE_RES* from the CCS user; or
- B. A *CC_DISCONNECT_IND* from the CCS provider, followed by a *CC_RELEASE_REQ* from the CCS user and a subsequent *CC_RELEASE_CON* from the CCS provider.

The sequence of primitive depends on the origin of the release action. The sequence may be:

1. invoked by the CCS user, with a request from that CCS user, leading to interaction (A) with that CCS user and interaction (B) with the peer CCS user;
2. invoked by both CCS users, with a request from each of the CCS users, leading to interaction (A) with both CCS users;
3. invoked by the CCS provider, leading to interaction (B) with both CCS users.
4. invoked independently by one CCS user and the CCS provider, leading to interaction (A) with the originating CCS user and (B) with the peer CCS user.

User Primitives for Release Service

- *CC_DISCONNECT_REQ*: This primitive request that the CCS provider disconnect the B-Channel or indicate tones and announcements present. Tones and announcements should be requested in the *CC_IBI_REQ* primitive rather than the *CC_DISCONNECT_REQ* primitive.
- *CC_RELEASE_REQ*: This primitive requests that the CCS provider disconnect the B-Channel (if not already disconnected) and release the call reference.
- *CC_RELEASE_RES*: This primitive indicates to the CCS provider that the CCS user has accepted a release indication and has released the call reference.

Provider Primitives for Release Service

- **CC_DISCONNECT_IND**: This primitive indicates that the remote CCS user or provider has disconnected the B-Channel or has made tones and announcements available. The CCS provider should indicate tones and announcements present only with the **CC_IBL_IND** primitive rather than the **CC_DISCONNECT_IND** primitive.
- **CC_RELEASE_IND**: This primitive indicates that the remote CCS has disconnected the B-Channel and released the call reference.
- **CC_RELEASE_CON**: This primitive confirms that the remove CCS has disconnected the B-Channel and released the call reference.

The sequence of primitives as shown in *Figure 3.22* , *Figure 3.23* , *Figure 3.24* , and *Figure 3.25* may remain incomplete if a **CC_RESTART** primitive occurs.

A CCS user can release a call establishment attempt by issuing a **CC_DISCONNECT_REQ**. The sequence of events is shown in *Figure 3.22* , *Figure 3.23* , *Figure 3.24* , and *Figure 3.25* .

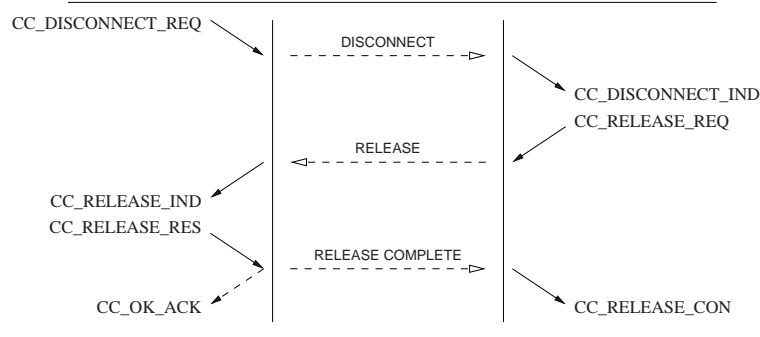


Figure 3.22: Sequence of Primitives: CCS User Invoked Release

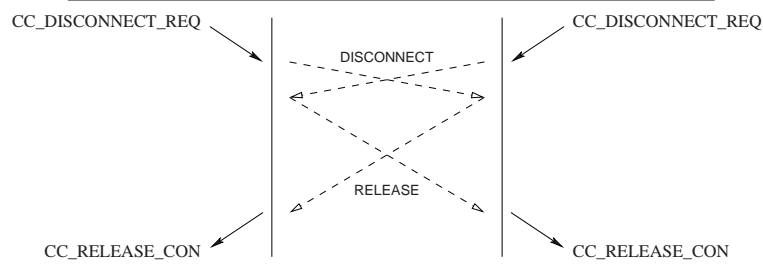


Figure 3.23: Sequence of Primitives: Simultaneous CCS User Invoked Release

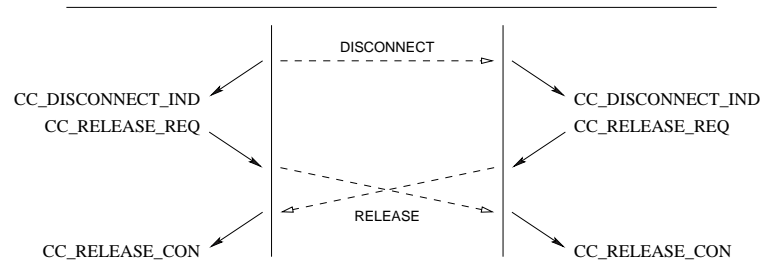


Figure 3.24: Sequence of Primitives: CCS Provider Invoked Release

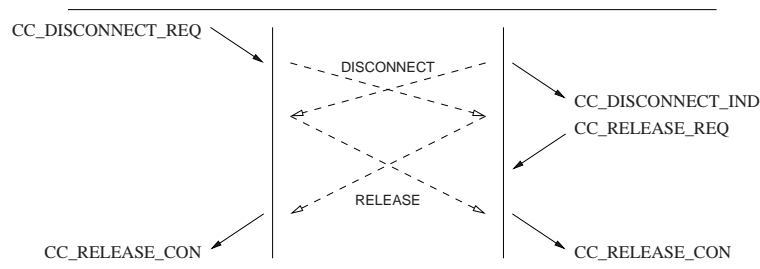


Figure 3.25: Sequence of Primitives: Simultaneous CCS User and CCS Provider Invoked Release

3.2.5 Call Management

3.2.5.1 User Primitives for Call Management

- *CC_RESTART_REQ*: This primitive requests the CCS provider to restart all the call control addresses (signalling interface and channels) for the UNI interface.

3.2.5.2 Provider Primitives for Call Management

- *CC_RESTART_CON*: This primitive confirms to the requesting CCS user that all call control addresses (signalling interface and channels) for the UNI interface have been restarted and all calls are in the CCS_IDLE state.
- *CC_MAINT_IND*: This primitive indicates to CCS user that various events have occurred requiring maintenance notification (e.g., restart indication).

3.3 Network-Network Interface Services Definition

This section describes the required call control service primitives that define the NNI interface.

The queue model for NNI is discussed in more detail in ITU-T Q.764. For Q.764 specific conformance considerations, see [\[Addendum for Q.764 Conformance\]](#), page 223. For ETSI EN 300 356-1 V3.2.2 specific conformance considerations, see [\[Addendum for ETSI EN 300 356-1 V3.2.2 Conformance\]](#), page 271.

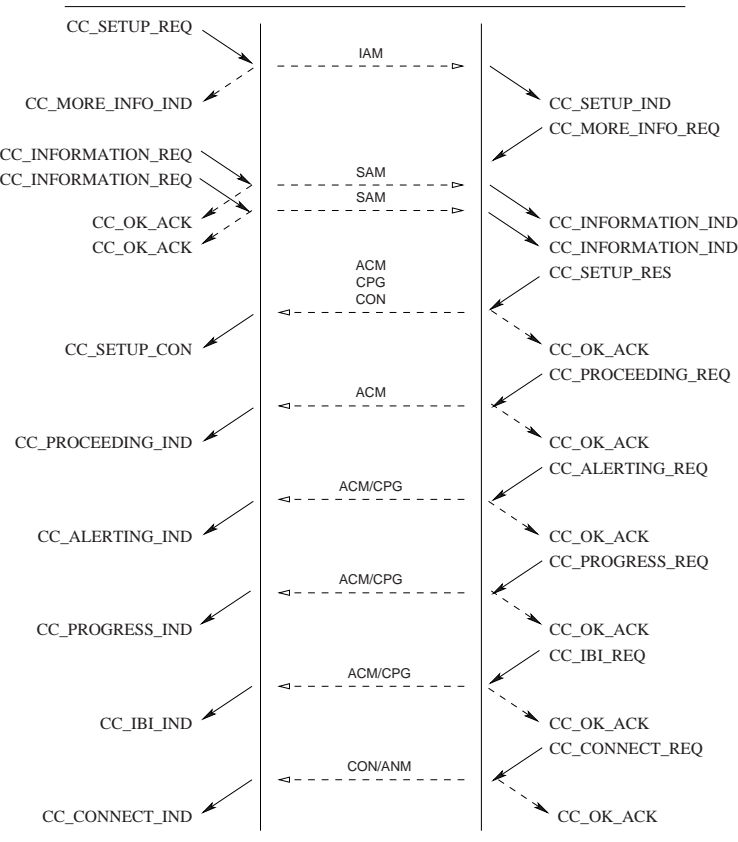


Figure 3.26: Sequence of Primitives: Call Control NNI Overview

3.3.1 Call Setup Phase

A pair of queues is associated with a call between the two call control addresses when the CCS provider receives a *CC_SETUP_REQ* primitive at one of the call control addresses resulting in a setup object being entered into the queue. The queues will remain associated with the call until a *CC_RELEASE_REQ* (resulting in a release object) is either entered into or removed from a queue. Similarly, in the queue from the called CCS user, objects can

be entered into the queue only after the setup object associated with the *CC_SETUP_RES* has been entered into the queue. Alternatively, the called CCS user can enter a release object into the queue instead of the setup object to terminate the call.

The call establishment procedure will fail if the CCS provider is unable to establish the call, or if the destination CCS user is unable to accept the *CC_SETUP_IND* (see call release primitive definition).

3.3.1.1 User Primitives for Successful Call Setup

- *CC_SETUP_REQ*: This primitive requests that the CCS provider setup a call to the specified destination (called party address).
- *CC_MORE_INFO_REQ*: This primitive requests that the CCS provider provide more information to establish the call. This primitive is not issued for *en block* signalling mode.
- *CC_INFORMATION_REQ*: This primitive requests that the CCS provider provide more information (digits) in addition to the destination (called party number) already specified in the *CC_SETUP_REQ* and subsequent *CC_INFORMATION_REQ* primitives. This primitive is not issued for *en block* signalling mode.
- *CC_SETUP_RES*: This primitive requests that the CCS provider accept a previous call setup indication on the specified stream.

3.3.1.2 Provider Primitives for Successful Call Setup

- *CC_CALL_REATTEMPT_IND*: This primitive indicates to the calling CCS user that an event has caused call setup to fail on the selected address and that a reattempt should be made (or has been made) on another call control address (signalling interface and circuit(s)). This primitive is only issued by the CCS provider if the CCS user is bound at the circuit level rather than the circuit group or trunk group level.
- *CC_SETUP_IND*: This primitive indicates to the CCS user that a call setup request has been made by a user at the specified call control address (circuit(s)).
- *CC_MORE_INFO_IND*: This primitive indicates to the CCS user that more information is required to establish the call. This primitive is not issued for *en block* signalling mode.
- *CC_INFORMATION_IND*: This primitive indicates to the CCS user more information (digits) in addition to the destination (called party number) already indicated in the *CC_SETUP_IND* and subsequent *CC_INFORMATION_IND* primitives. This primitive is not issued for *en block* signalling mode.
- *CC_INFO_TIMEOUT_IND*: This primitive indicates to the called CCS user that a timeout occurred while waiting for additional information (called party number). The receiving CCS User should determine whether sufficient address digits have been received and either disconnect the call with the *CC_DISCONNECT_REQ* primitive or continue the call with *CC_SETUP_RES*.
- *CC_SETUP_CON*: This primitive indicates to the CCS user that a call setup request has been confirmed on the indicated call control address (circuits(s)).

The sequence of primitives in a successful call setup is defined by the time sequence diagrams as shown in [Figure 3.27](#).

The sequence of primitives for the call response token value determination is shown in [Figure 3.28](#) (procedures for call response token value determination are discussed in section 4.1.3 and 4.1.4.)

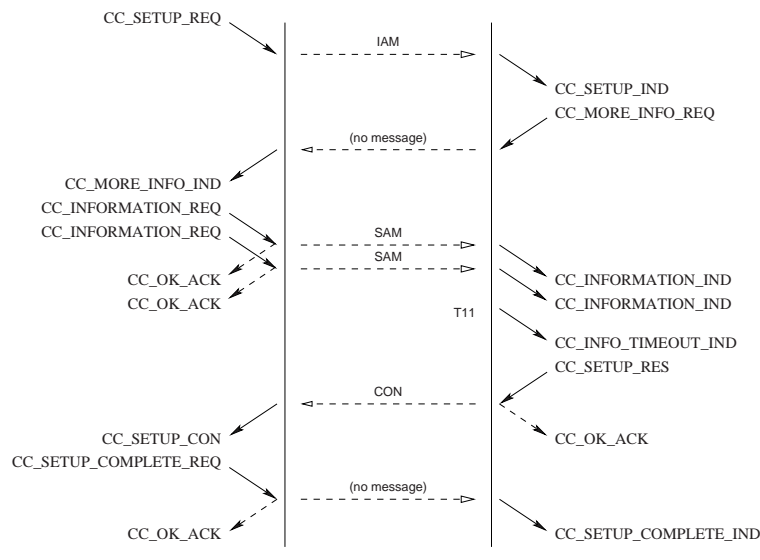


Figure 3.27: Sequence of Primitives: Call Control Call Setup Service: Overlap Sending



Figure 3.28: Sequence of Primitives: Call Control Token Request Service

If the CCS provider is unable to establish a call, it indicates this to the request by a *CC_CALL_REATTEMPT_IND*. This is shown in [Figure 3.29](#).

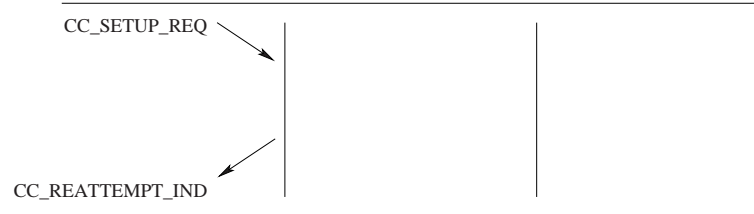


Figure 3.29: Sequence of Primitives: Call Reattempt - CCS Provider

The sequence of primitives for call reattempt on dual seizure are shown in [Figure 3.30](#).

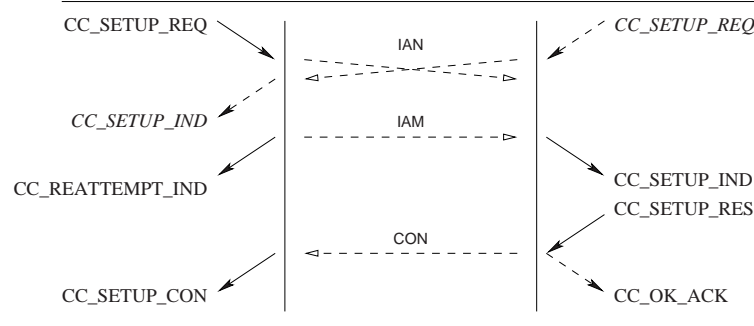


Figure 3.30: Sequence of Primitives: Call Reattempt - Dual Seizure

3.3.2 Continuity Test Phase

The continuity test service is only applicable to the NNI.

During the continuity test phase, a pair of queues has already been associated with the call between the selected call control addresses (signalling interface and circuit(s)) during the setup phase. The continuity test phase begins when the CCS provider returns a `CC_CONT_TEST_IND` primitive in response to a `CC_SETUP_REQ` primitive that had the `ISUP_NCI_CONT_CHECK_REQUIRED` flag set in the call flags. The continuity test phase also begins when the CCS user responds with a `CC_CONT_TEST_REQ` primitive in response to a `CC_SETUP_IND` primitive that had the `ISUP_NCI_CONT_CHECK_REQUIRED` flag set in the call flags.

Upon entering the continuity test phase, it is the responsibility of the CCS user to establish a loop back on the call control address (signalling interface and circuit(s)) or to attach tone generation and detection devices to the call control address (signalling interface and circuit(s)).

3.3.2.1 Continuity Test Successful

User Primitives for Successful Continuity Test

- **CC_SETUP_REQ**: This primitive, with the **ISUP_NCI_CONT_CHECK_REQUIRED** flag set, requests that the CCS provider setup a call and include a continuity check before the call is established.
- **CC_CONT_CHECK_REQ**: This primitive requests that the CCS provider perform a continuity check on the specified call control address (signalling interface and circuit(s)). This primitive is only necessary for performing continuity checks that are not in conjunction with a call.
- **CC_CONT_TEST_REQ**: This primitive requests that the CCS provider accept an outstanding call setup indication. When the **CC_SETUP_IND** had the **ISUP_NCI_CONT_CHECK_REQUIRED** flag set, it indicates to the CCS provider that the necessary loop back device has been install on the call control address (signalling interface and circuit(s)).
- **CC_CONT_REPORT_REQ**: This primitive requests that the CCS provider indicate to the remote CCS user that the continuity test has succeeded (cc_result is set to **ISUP_COT_SUCCESS**).

Provider Primitives for Successful Continuity Test

- **CC_SETUP_IND**: This primitive, with the **ISUP_NCI_CONT_CHECK_REQUIRED** flag set, indicates to the CCS user that a call setup including a continuity check is requested.
- **CC_CONT_CHECK_IND**: This primitive indicates to the CCS user that a continuity check was requested on the specified call control address (signalling interface and circuit(s)). This primitive is only necessary for performing continuity checks that are not in conjunction with a call.
- **CC_CONT_TEST_IND**: This primitive indicates that the remote CCS user has accepted a call setup indication on the specified call control address (signalling interface and circuit(s)). When the **CC_SETUP_IND** primitive had the **ISUP_NCI_CONT_CHECK_REQUIRED** flag set, it indicates to the CCS user that the necessary loop back device has been installed on the remote end of the call control address (signalling interface and circuit(s)). The CCS user receiving this primitive must attach the necessary tone generation and detection devices to the circuit(s) and perform the continuity test.
- **CC_CONT_REPORT_IND**: This primitive indicates to the CCS user that the continuity test was successful.

The sequence of primitives in a successful continuity test associated with call setup when continuity check is required on the circuit(s) is defined by the time sequence diagrams as shown in [Figure 3.31](#).

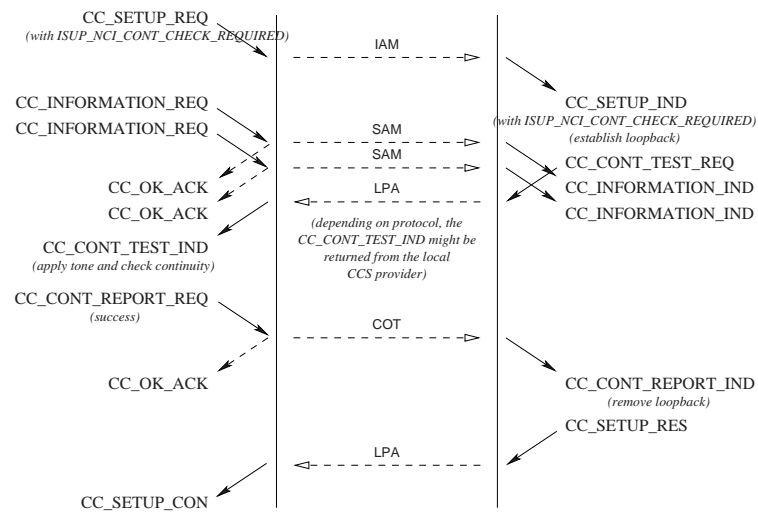


Figure 3.31: Sequence of Primitives: Call Setup Continuity Test Service: Required: Successful

The sequence of primitives in a successful continuity test associated with call setup when continuity check is being performed on a previous circuit is defined by the time sequence diagrams as shown in [Figure 3.32](#).

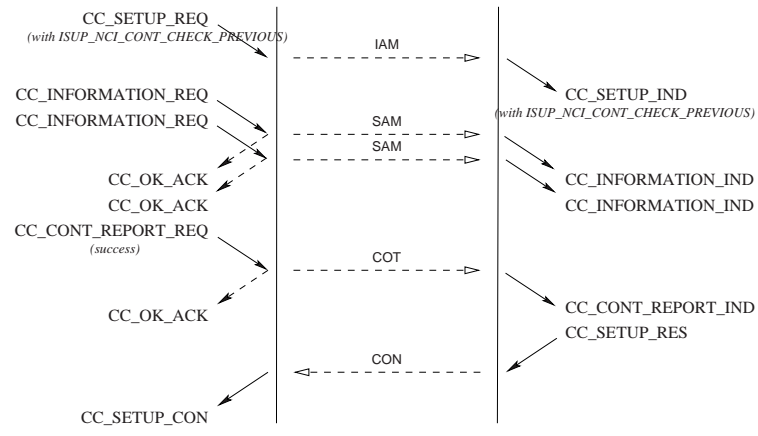


Figure 3.32: Sequence of Primitives: Call Setup Continuity Test Service: Previous: Successful

The sequence of primitives in a successful continuity test not associated with call setup is defined by the time sequence diagrams as shown in [Figure 3.33](#).

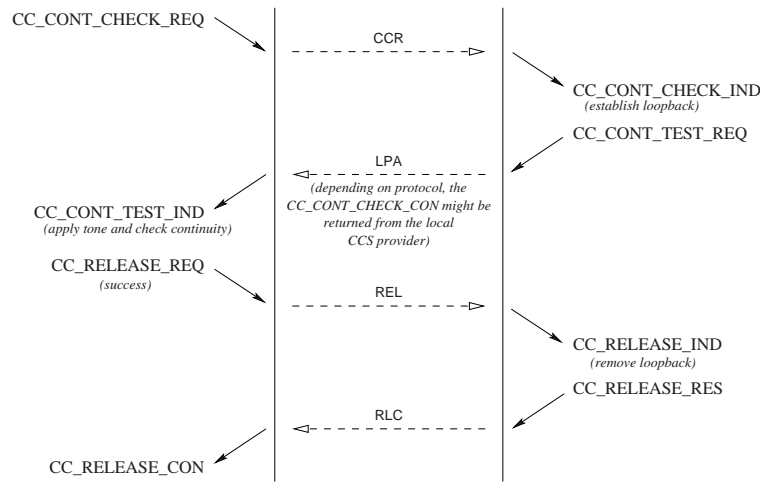


Figure 3.33: Sequence of Primitives: Continuity Test Service: Successful

3.3.2.2 Continuity Test Unsuccessful

User Primitives for Unsuccessful Continuity Test

- **CC_SETUP_REQ**: This primitive, with the ISUP_NCL_CONT_CHECK_REQUIRED flag set, requests that the CCS provider setup a call and include a continuity check before the call is established.
- **CC_CONT_TEST_REQ**: This primitive requests that the CCS provider accept an outstanding call setup indication. When the **CC_SETUP_IND** had the ISUP_NCL_CONT_CHECK_REQUIRED flag set, it also indicates to the CCS provider that the necessary loop back device has been install on the call control address (signalling interface and circuit(s)).
- **CC_CONT_REPORT_REQ**: This primitive requests that the CCS provider indicate to the remote CCS user that the continuity test has failed (cc_result is set to ISUP_COT_FAILURE).

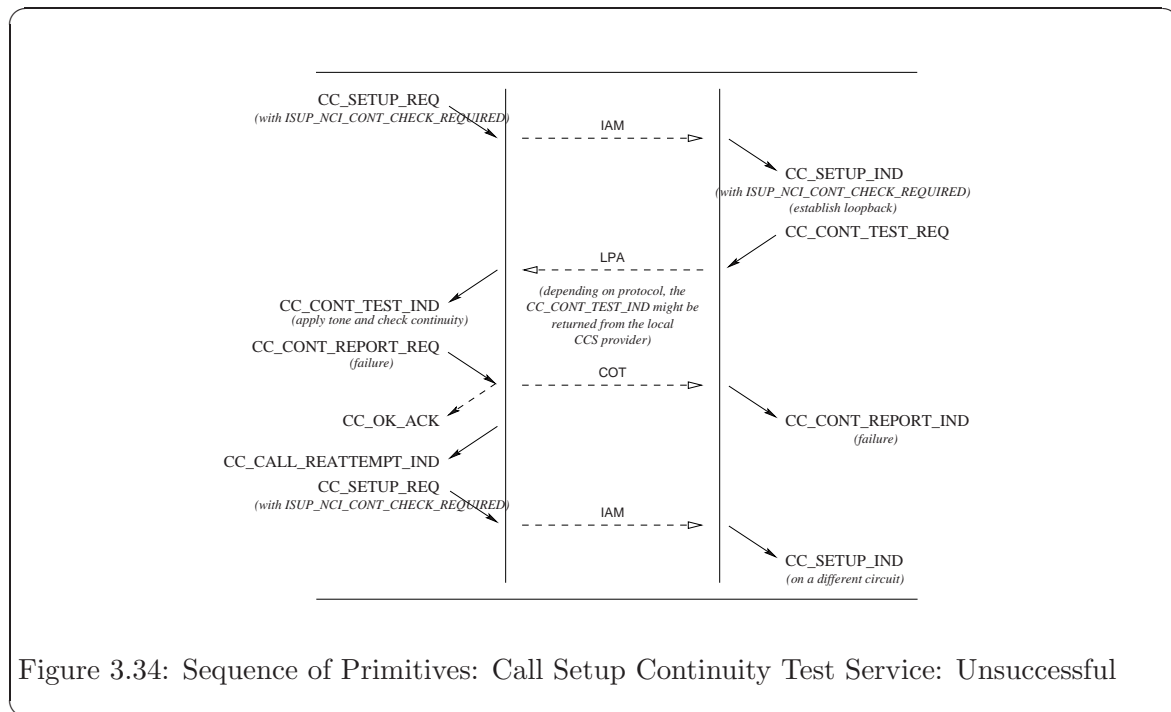
Provider Primitives for Unsuccessful Continuity Test

- **CC_SETUP_IND**: This primitive, with the ISUP_NCL_CONT_CHECK_REQUIRED flag set, indicates to the CCS user that a call setup including a continuity check is requested.
- **CC_CONT_TEST_IND**: This primitive indicates that the remote CCS user has accepted a call setup indication on the specified call control address (signalling interface and circuit(s)). When the **CC_SETUP_IND** primitive had the ISUP_NCL_CONT_CHECK_REQUIRED flag set, it indicates to the CCS user that the necessary loop back device has been installed on the remote end of the call control address (signalling interface and circuit(s)). The CCS user receiving this

primitive must attach the necessary tone generation and detection devices to the circuit(s) and perform the continuity test.

- **CC_CONT_REPORT_IND**: This primitive indicates to the CCS user that the continuity test failed.
- **CC_CALL_REATTEMPT_IND**: This primitive indicates to the calling CCS user that the continuity test failed and that a reattempt should be made (or has been made) on another call control address (signalling interface and circuit(s)). This primitive is only issued by the CCS provider if the CCS user is bound at the circuit level rather than the circuit group or trunk group level.

The sequence of primitives for an unsuccessful continuity test associated with a call setup is defined by the time sequence diagrams as shown in [Figure 3.34](#).



The sequence of primitives for an unsuccessful continuity test not associated with a call setup is defined by the time sequence diagrams as shown in [Figure 3.35](#).

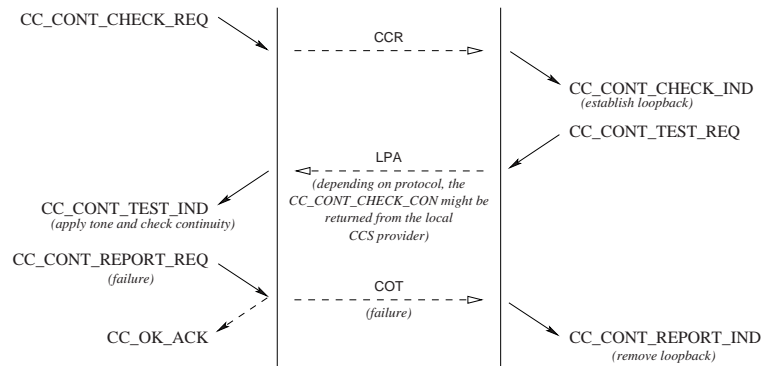


Figure 3.35: Sequence of Primitives: Continuity Test Service: Unsuccessful

3.3.3 Call Establishment Phase

During the call establishment phase, a pair of queues has already been associated with the call between the selected call control addresses (signalling interface and circuit(s)) during the setup phase. The call establishment phase begins when the CCS provider returns a *CC_SETUP_CON* primitive (or receives a *CC_CONT_REPORT_REQ* primitive) in response to a *CC_SETUP_REQ* primitive (that had the *ISUP_NCI.CONT.CHECK.REQUIRED* flag set). The call establishment phase also begins when the CCS user responds with a *CC_SETUP_RES* primitive (or receives a *CC_CONT_REPORT_IND* primitive) in response to a *CC_SETUP_IND* primitive (that had the *ISUP_NCI.CONT.CHECK.REQUIRED* flag set).

Upon entering the call establishment phase, it is the responsibility of the CCS user to remove any loop back from the call control address (signalling interface and circuit(s)) or to remove tone generation and detection devices from the call control address (signalling interface and circuit(s)).

3.3.3.1 User Primitives for Successful Call Establishment

- *CC_PROCEEDING_REQ*: This primitive requests that the CCS provider indicate to the call control peer that the call is proceeding.
- *CC_ALERTING_REQ*: This primitive requests that the CCS provider indicate to the call control peer that the terminating user is being alerted.
- *CC_PROGRESS_REQ*: This primitive requests that the CCS provider indicate to the call control peer that the specified progress event has occurred.
- *CC_IBI_REQ*: This primitive requests that the CCS provider indicate to the call control peer that interworking has been encountered and in-band information is now available. This will also inform the peer CCS user that no connect indication is pending.
- *CC_CONNECT_REQ*: This primitive requests that the CCS provider indicate to the call control peer that the call has been connected.

- **CC_SETUP_COMPLETE_REQ**: This primitive requests that the CCS provider complete the call setup. This primitive is used in NNI mode for interworking with UNI mode.

3.3.3.2 Provider Primitives for Successful Call Establishment

- **CC_PROCEEDING_IND**: This primitive indicates to the CCS user that the call control peer is proceeding.
- **CC_ALERTING_IND**: This primitive indicates to the CCS user that the terminating user is being alerted.
- **CC_PROGRESS_IND**: This primitive indicates to the CCS user that the specified progress event has occurred.
- **CC_IBI_IND**: This primitive indicates to the CCS user that interworking has been encountered and in-band information is now available. It also indicates to the CCS user that no connect indication is pending.
- **CC_CONNECT_IND**: This primitive indicates to the CCS user that the call has been connected.
- **CC_SETUP_COMPLETE_IND**: This primitive indicates to the CCS user that the call has completed setup. This primitive is used in NNI mode for interworking with UNI mode.

The sequence of primitives in a successful call establishment is defined by the time sequence diagrams as shown in [Figure 3.36](#).

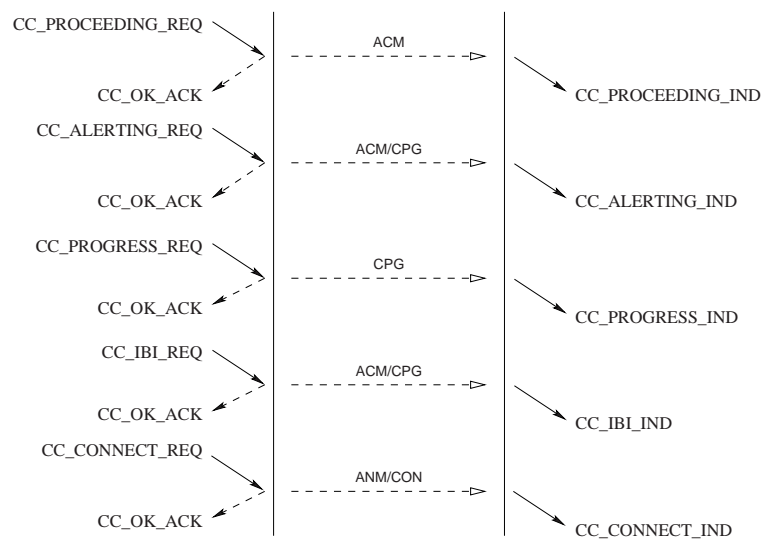


Figure 3.36: Sequence of Primitives: Call Control Successful Call Establishment Service

3.3.4 Call Established Phase

Flow control of the call is done by management of the queue capacity, and by allowing objects of certain types to be inserted to the queues, as shown in Table X.

3.3.4.1 User Primitives for Established Calls

- *CC_SUSPEND_REQ*: This primitives requests that the CCS provider temporarily suspend a call.
- *CC_RESUME_REQ*: This primitive request that the CCS provider resume a previously suspended call.

3.3.4.2 Provider Primitives for Established Calls

- *CC_SUSPEND_IND*: This primitive indicates to the CCS user that an established call has been temporarily suspended.
- *CC_RESUME_IND*: This primitive indicates to the CCS user that a previously suspended call has been resumed.

Figure 3.37 shows the sequence of primitives for suspension and resumption of established calls. The sequence of primitives may remain incomplete if a *CC_RESET* or a *CC_RELEASE* primitive occurs. The sequence of primitives to successfully suspend and resume a call is defined in the time sequence diagram as shown in *Figure 3.37*.

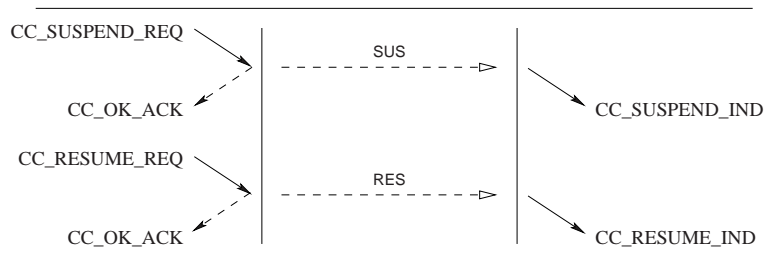


Figure 3.37: Sequence of Primitives: Call Control Suspend and Resume Service

The sequence of primitives as shown above may remain incomplete if a *CC_RESET* or *CC_RELEASE* primitive occurs (see Table 3). A CCS user must not issue a *CC_RESUME_REQ* primitive if no *CC_SUSPEND_REQ* has been sent previously. Following a reset procedure (*CC_RESET_REQ* or *CC_RESET_IND*), a CCS user may not issue a *CC_RESUME_REQ* to resume a call suspended before the reset procedure was signalled.

3.3.5 Call Termination Phase

3.3.5.1 Call Reject Service

User Primitives for Call Reject Service

- **CC_REJECT_REQ**: This primitive indicates that the CCS user receiving the specified **CC_SETUP_IND** requests that the specified call indication be rejected.

Provider Primitives for Call Reject Service

- **CC_REJECT_IND**: This primitive indicates to the calling CCS user that the call has been rejected.

The sequence of events for rejecting a call setup attempt at the NNI is defined in the time sequence diagram shown [Figure 3.38](#).

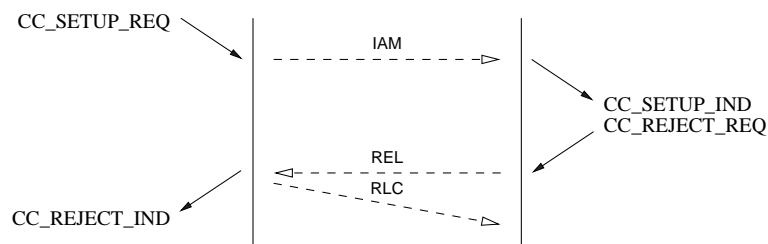


Figure 3.38: Sequence of Primitives: CCS User Rejection of a Call Setup Attempt

3.3.5.2 Call Failure Service

The call error procedure is indicated by the removal of a reattempt or failure object (associated with a local event) from the queue. The error procedure is destructive with respect to other objects in the queue, and eventually results in the emptying of queues and termination of the call.

Provider primitives for the Call Failure Service

- **CC_CALL_FAILURE_IND**: This primitive indicates to the CCS user that an event has caused the call to fail and indicates the reason for the failure and the cause value associated with the failure. The CCS user is required to immediately disconnect the circuit(s) and release the call on any previous legs using the indicated cause value in the primitive.

The sequence of primitives for call failure are shown in [Figure 3.39](#).

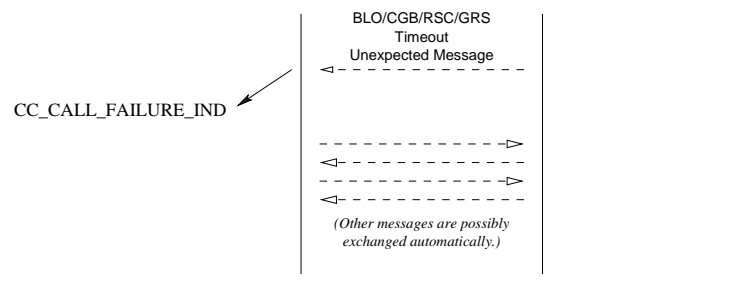


Figure 3.39: Sequence of Primitives: Call Failure

3.3.5.3 Call Release Service

The call release procedure is initialized by the insertion of a release object (associated with a *CC_RELEASE_REQ*) into the queue. As shown in Table 3, the release procedure is destructive with respect to other objects in the queue, and eventually results in the emptying of queues and termination of the call.

The release procedure invokes the following interactions:

- A. a *CC_RELEASE_REQ* from the CCS user, followed by a *CC_RELEASE_CON* from the CCS provider; or
- B. A *CC_RELEASE_IND* from the CCS provider, followed by a *CC_RELEASE_REQ* from the CCS user.

The sequence of primitives depends on the origin of the release action. The sequence may be:

1. invoked by one CCS user, with a request from that CCS user, leading to interaction (A) with that CCS user and interaction (B) with the peer CCS user;
2. invoked by both CCS users, with a request from each of the CCS users, leading to interaction (A) with both CCS users;
3. invoked by the CCS provider, leading to interaction (B) with both CCS users;
4. invoked independently by on CCS user and the CCS provider, leading to interaction (A) with the originating CCS user and (B) with the peer CCS user.

User primitives for the Release Service

- *CC_RELEASE_REQ*: This primitive request that the CCS provider release the call.
- *CC_RELEASE_RES*: This primitive indicates to the CCS provider that the CCS user has accepted a release indication.

Provider primitives for the Release Service

- *CC_RELEASE_IND*: This primitive indicates to the CCS user that the call has been released.

- *CC_RELEASE_CON*: This primitive indicates to the CCS user that the release request has been confirmed.

The sequence of primitives as shown in *Figure 3.40* , *Figure 3.41* , *Figure 3.42* , and *Figure 3.43* , may remain incomplete if a *CC_RESET* primitive occurs.

A CCS user can release a call establishment attempt by issuing a *CC_RELEASE_REQ*. The sequence of events is shown in *Figure 3.40* , *Figure 3.41* , *Figure 3.42* , and *Figure 3.43* .

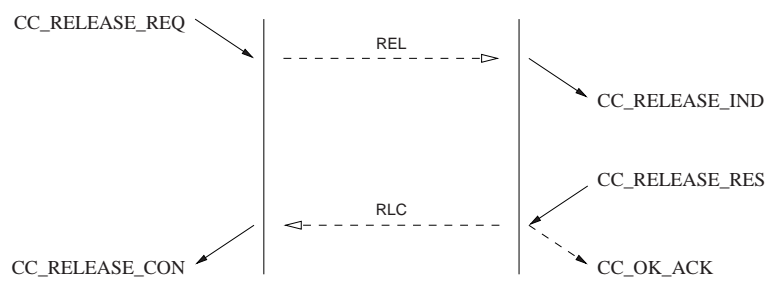


Figure 3.40: Sequence of Primitives: CCS User Invoked Release

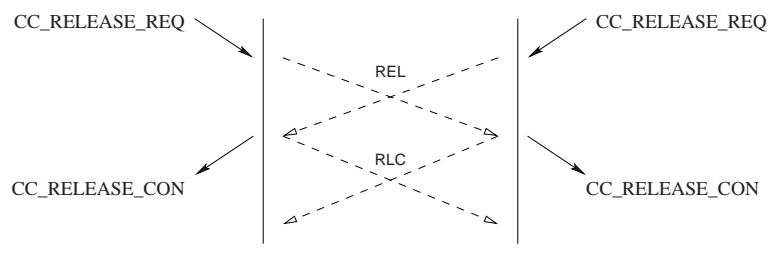


Figure 3.41: Sequence of Primitives: Simultaneous CCS User Invoked Release

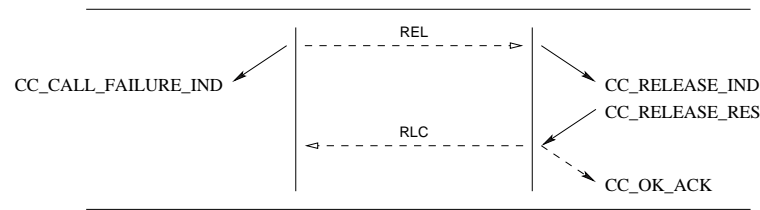


Figure 3.42: Sequence of Primitives: CCS Provider Invoked Release

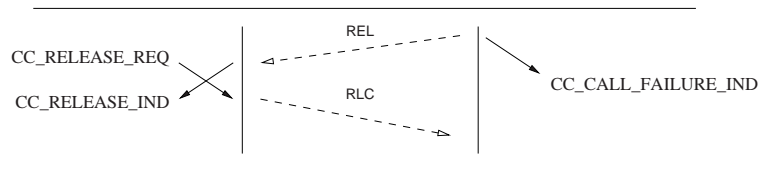


Figure 3.43: Sequence of Primitives: Simultaneous CCS User and CCS Provider Invoked Release

3.3.6 Circuit Management Services

3.3.6.1 Reset Service

The reset service is used by the CCS user or management to resynchronize the use of the call, or by the CCS provider to report detected loss of a unrecoverable call.

The reset service is only applicable to the NNI.

The reset procedure invokes the following interactions:

- A. a *CC_RESET_REQ* from the CCS user, followed by a *CC_RESET_CON* from the CCS provider; or
- B. a *CC_RESET_IND* from the CCS provider, followed by a *CC_RESET_RES* from the CCS user.

The complete sequence of primitives depends upon the origin of the reset action. The reset service may be:

1. invoked by one CCS user, leading to interaction (A) with that CCS user and interaction (B) with the peer CCS user.
2. invoked by both CCS users, leading to interaction (A) with both CCS users;
3. invoked by the CCS provider, leading to interaction (B) with both CCS users;
4. invoked by one CCS user and the CCS provider, leading to interaction (A) with the originating CCS user and (B) with the peer CCS user.

User Primitives for Reset Service

- **CC_RESET_REQ**: This primitive requests that the CCS provider reset the specified call control address (circuit or circuit group).
- **CC_RESET_RES**: This primitive indicates to the CCS provider that the CCS user has accepted a reset indication and has performed local reset of the specified call control address (circuit or circuit group).¹

Provider Primitives for Reset Service

- **CC_RESET_IND**: This primitive indicates to the CCS user that the user should reset the specified call control address (circuit or circuit group).
- **CC_RESET_CON**: This primitive indicates to the CCS user that the specified call control address (circuit or circuit group) has been successfully reset by the peer.

The sequence of primitives are shown in *Figure 3.44* , *Figure 3.45* , *Figure 3.46* , and *Figure 3.48* .

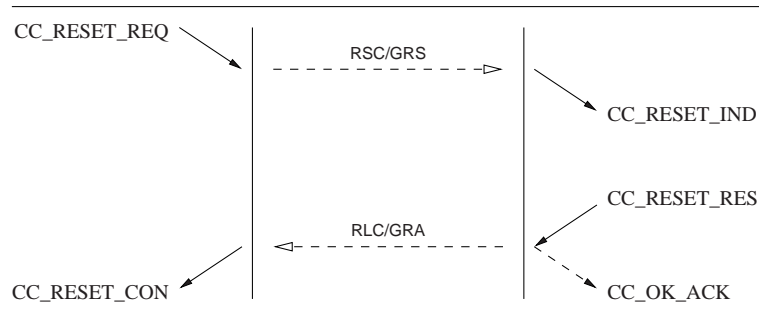


Figure 3.44: Sequence of Primitives: CCS User Invoked Reset

2

¹ Note that the **CC_RESET_RES** primitive is not required and is only provided for completeness. The CCS provider is allowed to acknowledge the reset request to the peer CCS user upon receipt of the necessary protocol messages. This permits automatic completion of the reset service at the receiving CCS provider without the presence or involvement of a management entity associated with the receiving provider.

² Note that in *Figure 3.44* additional primitives may be issued by the CCS provider to a CCS call control user if a CCS call control user is engaged in a call.

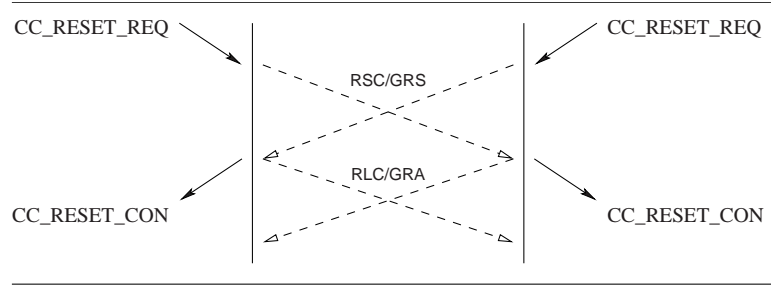


Figure 3.45: Sequence of Primitives: Simultaneous CCS User Invoked Reset

3

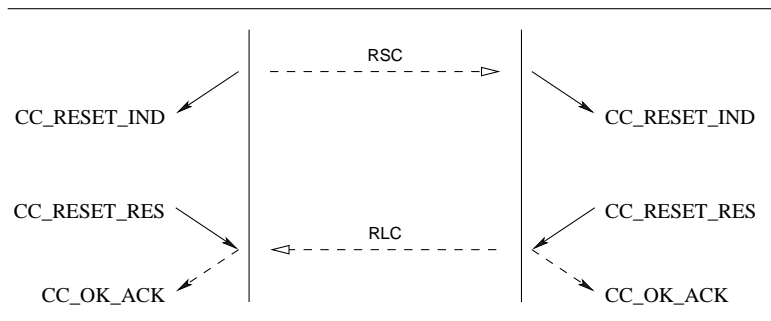


Figure 3.46: Sequence of Primitives: CCS Provider Invoked Reset

4

³ Note that in [Figure 3.45](#) additional primitives may be issued by the CCS provider to a CCS call control user if a CCS call control user is engaged in a call.

⁴ Note that in [Figure 3.46](#) additional primitives may be issued by the CCS provider to a CCS call control user if a CCS call control user is engaged in a call.

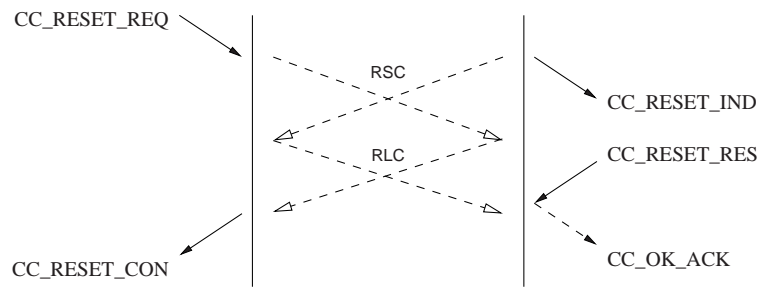


Figure 3.47: Sequence of Primitives: Simultaneous CCS user and CCS Provider Invoked Reset

5

3.3.6.2 Blocking Service

The blocking service is used by the CCS user or management to effect local maintenance or hardware blocking on circuits, or by the CCS provider to indicate to CCS user or management the remote maintenance or hardware blocking of circuits.

The blocking service is only applicable to the NNI.

The blocking service provides for the local and remote blocking of call control addresses (signalling interface and circuit or circuit group) either for maintenance oriented or hardware failure purposes.

Blocking should only be invoked from streams that are listening on a circuit group that includes the circuits for which blocking is requested, or the *CC_DEFAULT_LISTENER*. Maintenance blocking will also only be indicated on streams that are listening on circuit group that includes the circuits for which blocking is requested, or in the absence of such a stream, the *CC_DEFAULT_LISTENER*. When no stream is available to report maintenance blocking indications, the indication should be responded to by the CCS provider without user or management indication.

User Primitives for Blocking Service

- *CC_BLOCKING_REQ*: This primitive requests that the specified call control address(es) (signalling interface and circuit or circuit group) be locally blocked either for maintenance oriented or hardware failure purposes.
- *CC_BLOCKING_RES*: This primitive accepts a request and indicates the call control address(es) (circuit or circuit group) that were remotely blocked for maintenance oriented or hardware failure purposes.⁶

⁵ Note that in [Figure 3.48](#) additional primitives may be issued by the CCS provider to a CCS call control user if a CCS call control user is engaged in a call.

⁶ Note that the *CC_BLOCKING_RES* primitive is not required and is only provided for completeness. The CCS provider is allowed to acknowledge the blocking request to the peer CCS user upon receipt of the

Provider Primitives for Blocking Service

- **CC_BLOCKING_IND**: This primitive indicates that the CCS user has requested that the specified call control address(es) (signalling interface and circuit or circuit group) be remotely blocked either for maintenance oriented or hardware failure purposes.
- **CC_BLOCKING_CON**: This primitive indicates that the remote CCS user has confirmed the specified call control address(es) (signalling interfaces and circuit or circuit group) as locally blocked either for maintenance oriented or hardware failure purposes

The sequence of primitives are shown in *Figure 3.48*.

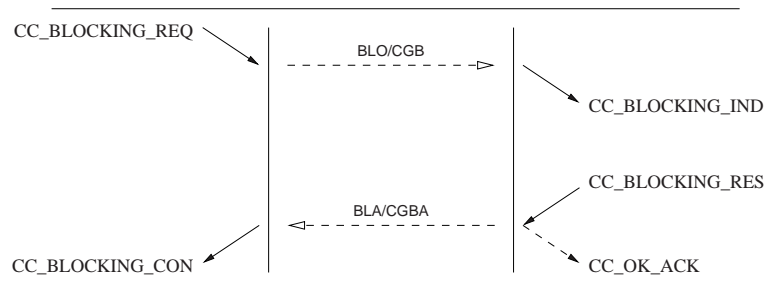


Figure 3.48: Sequence of Primitives: Successful Blocking Service

3.3.6.3 Unblocking Service

The unblocking service is only applicable to the NNI.

The unblocking service provides for the local and remote unblocking of call control addresses (signalling interface and circuit or circuit group) either for maintenance oriented or hardware failure purposes.

User Primitives for Unblocking Service

- **CC_UNBLOCKING_REQ**: This primitive requests that the specified call control address(es) (signalling interfaces and circuit or circuit groups) be locally unblocked either for maintenance oriented or hardware failure purposes.
- **CC_UNBLOCKING_RES**: This primitive accepts a request and indicates the call control address(es) (circuit or circuit group) that were remotely unblocked for maintenance oriented or hardware failure purposes.⁷

necessary protocol messages. This permits automatic completion of the blocking service at the receiving CCS provider without the presence or involvement of a management entity associated with the receiving provider.

⁷ Note that the **CC_UNBLOCKING_RES** primitive is not required and is only provided for completeness. The CCS provider is allowed to acknowledge the unblocking request to the peer CCS user upon receipt of the necessary protocol messages. This permits automatic completion of the unblocking service at the receiving CCS provider without the presence or involvement of a management entity associated with the receiving provider.

Provider Primitives for Unblocking Service

- **CC_UNBLOCKING_IND**: This primitive indicates that the CCS user has requested that the specified call control address(es) (signalling interface and circuit or circuit group) be remotely blocked either for maintenance oriented or hardware failure purposes.
- **CC_UNBLOCKING_CON**: This primitive indicates that the remote CCS user has confirmed the specified call control address(es) (signalling interfaces and circuit or circuit group) as locally unblocked either for maintenance oriented or hardware failure purposes.

The sequence of primitives are shown in [Figure 3.49](#).

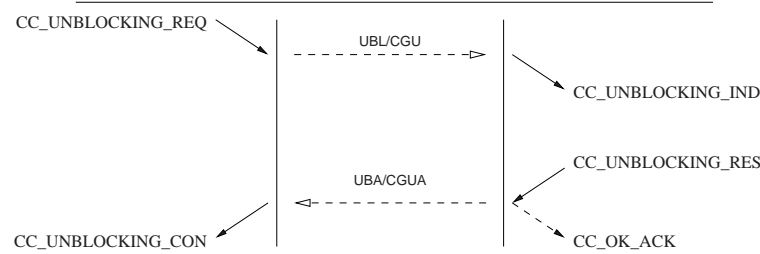


Figure 3.49: Sequence of Primitives: Successful Unblocking Service

3.3.6.4 Query Service

The query service is only applicable to the NNI.

The query service provides for the query of the remote state and blocking level of call control addresses (signalling interface and circuit group).

User Primitives for Query Service

- **CC_QUERY_REQ**: This primitive request that the specified call control address(es) (signalling interfaces and circuit group) be queried for remote state and blocking level.
- **CC_QUERY_RES**: This primitive accepts a request and indicates the local state and blocking level for the previously requested specified call control addresses (circuit group).⁸

Provider Primitives for Query Service

- **CC_QUERY_IND**: This primitive indicates that the CCS user has requested that the

⁸ Note that the **CC_QUERY_RES** primitive is not required and is only provided for completeness. The CCS provider is allowed to acknowledge the query request to the peer CCS user upon receipt of the necessary protocol messages. This permits automatic completion of the query service at the receiving CCS provider without the presence or involvement of a management entity associated with the receiving provider.

local state and blocking level for the call control address(es) (signalling interface and circuit group).

- *CC_QUERY_CON*: This primitive indicates that the remote CCS user has confirmed the specified call control addresses (signalling interface and circuit group) and has returned the remote state and blocking level for each address.

The sequence of primitives are shown in *Figure 3.50*.

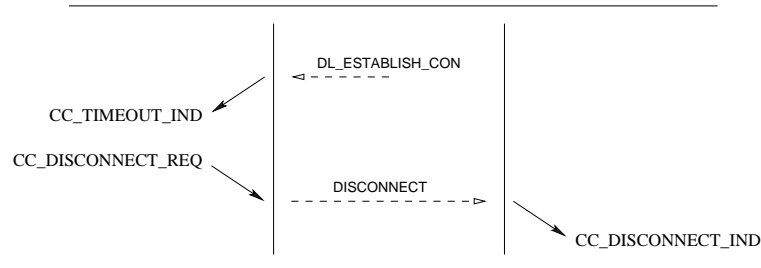


Figure 3.50: Sequence of Primitives: Successful Query Service

4 CCI Primitives

This section describes the format and parameters of the CCI primitives ([Appendix A \[Mapping of CCI Primitives to Q.931\]](#), page 275 and [Appendix B \[Mapping of CCI Primitives to Q.764\]](#), page 277. shows the mapping of CCI primitives to the primitives defined in Q.931 and Q.764). In addition, it discusses the states the primitive is valid in, the resulting state, and the acknowledgement that the primitive expects. (The state/event tables for these primitives are shown in [Appendix C \[State/Event Tables\]](#), page 279. The precedence tables for the CCI primitives are shown in [Appendix D \[Primitive Precedence Tables\]](#), page 281.) Rules for ITU-T conformance are described in [\[Addendum for Q.931 Conformance\]](#), page 197 and [\[Addendum for Q.764 Conformance\]](#), page 223 to this document.

Tables 5, 6, and 7 provide a summary of the CCS primitives and their parameters.

4.1 Management Primitives

These primitives apply to UNI (User and Network) and NNI.

4.1.1 Call Control Information Request

CC_INFO_REQ

This primitive request the CCS provider to return the values of all supported protocol parameters (see under *CC_INFO_ACK*), and also the current state of the CCS provider (as defined in [Appendix C \[State/Event Tables\]](#), [page 279](#)). This primitive does not affect the state of the CCS provider and does not appear in the state tables.

Format

The format of the message is one M_PCPROTO message block and its structure is as follows:

```
typedef struct CC_info_req {
    ulong cc_primitive;          /* always CC_INFO_REQ */
} CC_info_req_t;
```

Parameters

cc_primitive

Indicates the primitive type.

Valid States

This primitive is valid in any state where a local acknowledgement is not pending.

New State

The new state remains unchanged.

Acknowledgements

This primitive requires the CCS provider to generate one of the following acknowledgements upon receipt of the primitive:

- *Successful*: Acknowledgement of the primitive via the *CC_INFO_ACK* primitive.
- *Non-fatal errors*: There are no errors associated with the issuance of this primitive.

4.1.2 Call Control Information Acknowledgement

CC_INFO_ACK

This primitive indicates to the CCS user any relevant protocol-dependent parameters. It should be initiated in response to the *CC_INFO_REQ* primitive described above.

Format

The format of this message is one M_PCPROTO message block and its structure is as follows:

```
typedef struct CC_info_ack {
    ulong cc_primitive;          /* always CC_INFO_ACK */
    /* FIXME ... more ... */
} CC_info_ack_t;
```

Parameters

The above fields have the following meaning:

cc_primitive

Indicates the primitive type.

Flags

Valid States

This primitive is valid in any state in response to a *CC_INFO_REQ* primitive.

New State

The state remains the same.

4.1.3 Protocol Address Request

CC_ADDR_REQ

This primitive requests that the CCS provider return information concerning the call control addresses upon which the CCS user is bound or engage in a call.

The format of the message is one M_PROTO message block and its structure is as follows:

```
typedef struct CC_addr_req {
    ulong cc_primitive;           /* always CC_ADDR_REQ */
    ulong cc_call_ref;           /* call reference */
} CC_addr_req_t;
```

Parameters

cc_primitive

Specifies the primitive type.

cc_call_ref Specifies the call reference for which to obtain the connected address.

Valid States

This primitive is valid in any state.

New State

The new state is CCS_WACK_AREQ.

Rules

- If the call reference is specified as zero (0), then no connected address information will be returned in the *CC_ADDR_ACK*.

Acknowledgements

The CCS provider will generate one of the following acknowledgements upon receipt of the *CC_ADDR_REQ* primitive:

- *Successful*: Correct acknowledgement of the primitive is indicated via the *CC_ADDR_ACK* primitive.
- *Unsuccessful (Non-fatal errors)*: These errors will be indicated via the *CC_ERROR_ACK* primitive. The applicable non-fatal errors are as follows:

CCBADCLR

The call reference specified in the primitive was incorrect or illegal.

CCSYSERR

A system error occurred and the UNIX system error is indicated in the primitive.

4.1.4 Protocol Address Acknowledgement

CC_ADDR_ACK

This primitive acknowledges the corresponding request primitive and is used by the CCS provider to return information concerning the bound and connected protocol addresses for the stream.

The format of the message is one M_PROTO message block and its structure is as follows:

```
typedef struct CC_addr_ack {
    ulong cc_primitive;           /* always CC_ADDR_ACK */
    ulong cc_bind_length;        /* length of bound address */
    ulong cc_bind_offset;        /* offset of bound address */
    ulong cc_call_ref;           /* call reference */
    ulong cc_conn_length;        /* length of connected address */
    ulong cc_conn_offset;        /* offset of connected address */
} CC_addr_ack_t;
```

Parameters

cc_primitive

Indicates the primitive type.

cc_bind_length

Indicates the length of the bound call control address.

cc_bind_offset

Indicates the offset of the bound call control address.

cc_call_ref Indicates the call reference for the connected call control address.

cc_conn_length

Indicates the length of the connected call control address.

cc_conn_offset

Indicates the offset of the connected call control address.

Valid State

This primitive is valid in state *CC_WACK_AREQ*.

New State

The new state is the state previous to the *CC_ADDR_REQ*.

Rules

- If the requesting stream is not bound to a call control address, the CCS provider will code the *cc_bind_length* and *cc_bind_offset* fields to zero. Otherwise, the CCS provider will return the same call control address that was returned in the *CC_BIND_ACK*.
- If the requesting stream is not connected to a call, the CCS provider will code the *cc_conn_length* and *cc_conn_offset* fields to zero. Otherwise, the CCS provider will indicate the call control address (circuit) upon which the call is connected.

4.1.5 Bind Protocol Address Request

CC_BIND_REQ

This primitive requests that the CCS provider bind a CCS user entity to a call control address (circuit, circuit group) and negotiate the number of setup indications allowed to be outstanding by the CCS provider for the specified CCS user entity being bound.

Format

The format of the message is one M_PROTO message block and its structure is as follows:

```
typedef struct CC_bind_req {
    ulong cc_primitive;           /* always CC_BIND_REQ */
    ulong cc_addr_length;        /* length of address */
    ulong cc_addr_offset;        /* offset of address */
    ulong cc_setup_ind;          /* req # of setup inds to be queued */
    ulong cc_bind_flags;         /* bind options flags */
} CC_bind_req_t;
/* Flags associated with CC_BIND_REQ */
#define CC_DEFAULT_LISTENER      0x0000000001UL
#define CC_TOKEN_REQUEST        0x0000000002UL
#define CC_MANAGEMENT           0x0000000004UL
#define CC_TEST                 0x0000000008UL
#define CC_MAINTENANCE          0x0000000010UL
```

Parameters

cc_primitive

Is the primitive type.

cc_addr_length

Is the length in bytes of the call control (circuit, circuit group) address to be bound to the stream.

cc_addr_offset

Is the offset from the beginning of the M_PROTO block where the call control (circuit, circuit group) address begins.

cc_setup_ind

Is the requested number of setup indications (simultaneous incoming calls) allowed to be outstanding by the CCS provider for the specified protocol address. (If the number of outstanding setup indications equals *cc_setup_ind*, the CCS provider need not discard further incoming setup indications, but may choose to queue them internally until the number of outstanding setup indications drops below the *cc_setup_ind* number.) Only one stream per call control address is allowed to have a *cc_setup_ind* number value greater than zero. This indicates to the CCS provider that this stream is the listener stream for the CCS user. This stream will be used by the CCS provider for setup indications for that call control address.

if a stream is bound as a listener stream, it is still able to initiate outgoing call setup requests.

cc_bind_flags

See "Flags" below.

Flags

CC_DEFAULT_LISTENER

When set, this flag specifies that this stream is the "default listener stream." This stream is used to pass setup indications (or continuity check requests) for all incoming calls that contain protocol identifiers that are not bound to any other listener, or when a listener stream with *cc_setup_ind* value of greater than zero is not found. Also, the default listener will receive all incoming call indications that contain no user data (i.e., test calls) and all maintenance indications (i.e., *CC_MAINT_IND*). Only one default listener stream is allowed per occurrence of CCI. An attempt to bind a default listener stream when one is already bound should result in an error (of type *CCADDRBUSY*).

CC_TOKEN_REQUEST

When set, this flag specifies to the CCS provider that the CCS user has requested that a "token" be assigned to the stream (to be used in the call response message), and the token value be returned to the CCS user via the *CC_BIND_ACK* primitive. The token assigned by the CCS provider can then be used by the CCS user in a subsequent *CC_SETUP_RES* primitive to identify the stream on which the call is to be established.

CC_MANAGEMENT

When set, this flag specifies to the CCS provider that this stream is to be used for circuit management indications for the specified addresses.

CC_TEST

When set, this flag specifies to the CCS provider that this stream is to be used for continuity and test call indications for the specified addresses.

CC_MAINTENANCE

When set, this flag specifies to the CCS provider that this stream is to be used for maintenance indications for the specified addresses.

Valid States

This primitive is valid in state *CCS_UNBND* (see [Appendix C \[State/Event Tables\]](#), [page 279](#)).

New State

The new state is *CCS_WACK_BREQ*.

Acknowledgements

The CCS provider will generate one of the following acknowledgements upon receipt of the *CC_BIND_REQ* primitive:

- *Successful*: Correct acknowledgement of the primitive is indicated via the *CC_BIND_ACK* primitive.

- *Non-fatal errors*: These errors will be indicated via the *CC_ERROR_ACK* primitive. The applicable non-fatal errors are as follows:

CCSYSERR

A system error occurred and the UNIX system error is indicated in the primitive.

CCOUTSTATE

The primitive was issued from an invalid state.

CCBADADDR

The call control address was in an incorrect format or the address contained illegal information. It is not intended to indicate protocol errors.

CCNOADDR

The CCS user did not provide a call control address and the CCS provider could not allocate an address to the user.

CCADDRBUSY

The CCS user attempted to bind a second stream to a call control address with the *cc_setup_ind* number set to a non-zero value, or attempted to bind a second stream with the *CC_DEFAULT_LISTENER* flag value set to non-zero.

CCBADFLAG

The flags were invalid or unsupported, or the combination of flags was invalid. This error is returned if more than one of *CC_TEST*, *CC_MANAGEMENT*, or *CC_MAINTENANCE* flags are set.

CCBADPRIM

The primitive format was incorrect (i.e. too short).

CCACCESS

The user did not have proper permissions.

4.1.6 Bind Protocol Address Acknowledgement

CC_BIND_ACK

This primitive indicates to the CCS user that the specified call control user entity has been bound to the requested call control address and that the specified number of connect indications are allowed to be queued by the CCS provider for the specified network address.

Format

The format of the message is one M_PCPROTO message block, and its structure is the following:

```
typedef struct CC_bind_ack {
    ulong cc_primitive;           /* always CC_BIND_ACK */
    ulong cc_addr_length;        /* length of address */
    ulong cc_addr_offset;        /* offset of address */
    ulong cc_setup_ind;          /* setup indications */
    ulong cc_token_value;        /* setup response token value */
} CC_bind_ack_t;
```

Parameters

cc_primitive

Indicates the primitive type.

cc_addr_length

Is the length of the call control address that was bound.

cc_addr_offset

Is the offset from the beginning of the M_PCPROTO block where the call control address begins.

cc_setup_ind

Is the accepted number of setup indications allowed to be outstanding by the CCS provider for the specified call control address. If its value is zero, this stream cannot accept *CC_SETUP_IND* messages. If its value is greater than zero, then the CCS user can accept *CC_SETUP_IND* messages up to the value specified in this parameter before having to respond with a *CC_SETUP_RES* or a *CC_DISCONNECT_REQ* message.

cc_token_value

Conveys the value of the "token" assigned to this stream that can be used by the CCS user in a *CC_SETUP_RES* primitive to accept a call on this stream. It is a non-zero value, and is unique to all streams bound to the CCS provider.

The proper alignment of the address in the M_PCPROTO message block is not guaranteed.

Rules

The following rules apply to the binding of the specified call control address to the stream:

- If the *cc_addr_length* field in the *CC_BIND_REQ* primitive is zero, then the CCS provider is to assign a call control address to the user.

- The CCS provider is to bind the call control address as specified in the *CC-BIND-REQ* primitive. If the CCS provider cannot bind the specified address, it may assign another call control address to the user. It is the call control user's responsibility to check the call control address returned in the *CC-BIND-ACK* primitive to see if it is the same as the one requested.

The following rules apply to negotiating *cc-setup-ind* argument:

- The *cc-setup-ind* number in the *CC-BIND-ACK* primitive must be less than or equal to the corresponding requested number as indicated in the *CC-BIND-REQ* primitive.
- Only one stream that is bound to the indicated call control address may have a negotiated accepted number of maximum setup indications greater than zero. If a *CC-BIND-REQ* primitive specifies a value greater than zero, but another stream has already bound itself to the given call control address with a value greater than zero, the CCS provider should assign another protocol address to the user.
- If a stream with *cc-setup-ind* number greater than zero is used to accept a call, the stream will be found busy during the duration of that call and no other streams may be bound to that call control address with a *cc-setup-ind* number greater than zero. This will prevent more than one stream bound to the identical call control address from accepting setup indications.
- A stream requesting a *cc-setup-ind* number of zero should always be legal. This indicates to the CCS provider that the stream is to be used to request call setup only.
- A stream with a negotiated *cc-setup-ind* number greater than zero may generate setup requests or accept setup indications.

*If the above rules result in an error condition, then the CCS provider must issue a *CC-ERROR-ACK* primitive to the CCS user specifying the error as defined in the description of the *CC-BIND-REQ* primitive.*

Valid States

This primitive is in response to a *CC-BIND-REQ* primitive and is valid in the state *CCS-WACK-BREQ*.

New State

The new state is *CCS-IDLE*.

4.1.7 Unbind Protocol Address Request

CC_UNBIND_REQ

This primitive request that the CCS provider unbind the CCS user entity that was previously bound to the call control address.

Format

The format of the message is one M_PROTO block, and its structure is as follows:

```
typedef struct CC_unbind_req {
    ulong cc_primitive;          /* always CC_UNBIND_REQ */
} CC_unbind_req_t;
```

Parameters

cc_primitive

Indicates the primitive type.

Valid States

This primitive is valid in the CCS_IDLE state.

New State

The new state is CCS_WACK_UREQ.

Acknowledgements

This primitive requires the CCS provider to generate the following acknowledgements upon receipt of the primitive:

- *Successful*: Correct acknowledgement of the primitive is indicated via the CC_OK_ACK primitive.
- *Unsuccessful (Non-fatal errors)*: These errors will be indicated via the CC_ERROR_ACK primitive. The applicable non-fatal errors are as follows:

CCOUTSTATE

The primitive was issued from an invalid state.

CCSYSERR

A system error has occurred and the UNIX system error is indicated in the primitive.

4.1.8 Call Processing Options Management Request

CC_OPTMGMT_REQ

This primitive allows the CCS user to manage the call processing parameter values associated with the stream.

Format

The format of the message is one M_PROTO message block, and its structure is as follows:

```
typedef struct CC_optmgmt_req {
    ulong cc_primitive;          /* always CC_OPTMGMT_REQ */
    ulong cc_call_ref;           /* call reference */
    ulong cc_opt_length;         /* length of option values */
    ulong cc_opt_offset;        /* offset of option values */
    ulong cc_opt_flags;          /* option flags */
} CC_optmgmt_req_t;
```

Parameters

cc_primitive

Specifies the primitive type.

cc_call_ref Specifies the call reference for which to manage options.

cc_opt_length

Specifies the length of the default values of the options parameters as selected by the CCS user. These values will be used in subsequent CC_SETUP_REQ primitives on the stream that do not specify values for these options. If the CCS user cannot determine the value of an option, its value should be set to CC_UNKNOWN. If the CCS user does not specify any option parameter values, the length of this field should be set to zero.

cc_opt_offset

Specifies the offset of the options parameters from the beginning of the M_PROTO message block.

cc_opt_flags

See "Flags" below.

Flags

Valid States

This primitive is valid in the CCS_IDLE state.

New State

The new state is CCS_WACK_OPTREQ.

Acknowledgements

The CC_OPTMGMT_REQ primitive requires the CCS provider to generate one of the following acknowledgements upon receipt of the primitive:

- *Successful*: Acknowledgement is via the CC_OK_ACK primitive. At successful completions, the resulting state is CCS_IDLE.
- *Non-fatal errors*: These errors are indicated in the CC_ERROR_ACK primitive. The resulting state remains unchanged. The applicable non-fatal errors are defined as follows:

CCSYSERR

A system error has occurred and the UNIX system error is indicated in the primitive.

CCOUTSTATE

The primitive was issued from an invalid state.

CCBADOPT

The option parameter values specified are outside the range supported by the CCS provider.

CCBADCLR

The call reference specified in the primitive was incorrect or illegal.

CCBADFLAG

The flags were invalid or unsupported, or the combination of flags was invalid.

CCBADPRIM

The primitive format was incorrect (i.e. too short).

CCACCESS

The user did not have proper permissions.

4.1.9 Call Processing Options Management Acknowledgement

CC_OPTMGMT_ACK

This primitive allows the CCS user to manage the call processing parameter values associated with the stream.

Format

The format of the message is one M_PCPROTO message block, and its structure is as follows:

```
typedef struct CC_optmgmt_ack {
    ulong cc_primitive;          /* always CC_OPTMGMT_ACK */
    ulong cc_call_ref;           /* call reference */
    ulong cc_opt_length;         /* length of option values */
    ulong cc_opt_offset;         /* offset of option values */
    ulong cc_opt_flags;          /* option flags */
} CC_optmgmt_ack_t;
```

Parameters

Flags

Valid States

This primitive is valid in any state.

New State

The new state is unchanged.

Acknowledgements

4.1.10 Error Acknowledgement

CC_ERROR_ACK

This primitive indicates to the CCS user that a non-fatal error has occurred in the last CCS user originated primitive. This may only be initiated as an acknowledgement for those primitives that require one. It also indicates to the user that no action was taken on the primitive that caused the error.

Format

The format of the message is one M_PCPROTO message block, and its structure is as follows:

```
typedef struct CC_error_ack {
    ulong cc_primitive;           /* always CC_ERROR_ACK */
    ulong cc_error_primitive;     /* primitive in error */
    ulong cc_error_type;         /* CCI error code */
    ulong cc_unix_error;         /* UNIX system error code */
    ulong cc_state;              /* current state */
    ulong cc_call_ref;           /* call reference */
} CC_error_ack_t;
```

Parameters

cc_primitive

Identifies the primitive type.

cc_error_primitive

Identifies the primitive type that cause the error.

cc_error_type

Contains the Call Control Interface error code.

cc_unix_error

Contains the UNIX system error code. This may only be non-zero if the *cc_error_type* is equal to CCSYSERR.

cc_state

Identifies the state of the interface at the time that the CC_ERROR_ACK primitive was issued by the CCS provider.

cc_call_ref

Identifies the CCS provider or CCS user call reference associated with the request or response primitive that was in error. If no call reference is associated with the request or response primitive that caused the error, this field is coded zero (0) by the CCS provider.

Valid Error Codes

The following error codes are allowed to be returned:

CCSYSERR

A system error has occurred and the UNIX system error is indicated in the primitive.

CCOUTSTATE

The primitive was issued from an invalid state.

CCBADADDR

The call control address as specified in the primitive was in an incorrect format, or the address contained illegal information.

CCBADDIGS

The digits provided in the called party number or subsequent number specified in the primitive are of an incorrect format or are invalid.

CCBADOPT

The options values as specified in the primitive were in an incorrect format, or they contained illegal information.

CCNOADDR

The CCS provider could not allocate an address.

CCADDRBUSY

The CCS provider could not use the specified address because the specified address is already in use.

CCBADCLR

The call reference specified in the primitive was incorrect or illegal.

CCBADTOK

Token used is not associated with an open stream.

CCBADFLAG

The flags specified in the primitive were incorrect or illegal.

CCNOTSUPP

Specified primitive type is not known to the CCS provider.

CCBADPRIM

The primitive was of an incorrect format (i.e. too small, or an offset it out of range).

CCACCESS

The user did not have proper permissions.

Valid States

This primitive is valid in all states that have a pending acknowledgement or confirmation.

New State

The new state is the same as the one from which the acknowledged request or response was issued.

4.1.11 Successful Receipt Acknowledgements

CC_OK_ACK

The primitive indicates to the CCS user that the previous call control user originated primitive was received successfully by the call control provider. It does not indicate to the CCS user any call control protocol action taken due to the issuance of the last primitive. The CC_OK_ACK primitive may only be initiated as an acknowledgement for those user-originated primitives that have no other means of confirmation.

Format

The format of the message is one M_PCPROTO message block, and its structure is as follows:

```
typedef struct CC_ok_ack {
    ulong cc_primitive;           /* always CC_OK_ACK */
    ulong cc_correct_prim;        /* primitive being acknowledged */
    ulong cc_state;               /* current state */
    ulong cc_call_ref;           /* call reference */
} CC_ok_ack_t;
```

Parameters

- cc_primitive* Identifies the primitive.
- cc_correct_prim* Identifies the successfully received primitive type.
- cc_state* Identifies the state of the interface at the time that the CC_OK_ACK primitive was issued by the CCS provider.
- cc_call_ref* Identifies the CCS provider or CCS user call reference associated with the request or response primitive that was in error. If no call reference is associated with the request or response primitive that caused the error, this field is coded zero (0) by the CCS provider.

Valid States

This primitive is issued in states CCS_WACK_UREQ and CCS_WACK_OPTREQ.

New State

The resulting state depends on the current state (see [Appendix C \[State/Event Tables\]](#), [page 279](#), Tables B-7 and B-8.).

4.2 Primitive Format and Rules

This section describes the format of the UNI (User and Network) and NNI primitives and the rules associated with these primitives. The default values of the options parameters associated with a call may be selected via the CC_OPTMGMT_REQ primitive.

4.2.1 Call Setup Phase

The following call control service primitives pertain to the setup of a call, provided the CCS users exist, and are known to the CCS provider.

4.2.1.1 Call Control Setup Request

CC_SETUP_REQ

This primitive requests that the CCS provider make a call to the specified destination.

Format

The format of the message is one M_PROTO message block. The structure of the M_PROTO message block is as follows:

```
typedef struct CC_setup_req {
    ulong cc_primitive;           /* always CC_SETUP_REQ */
    ulong cc_user_ref;           /* user call reference */
    ulong cc_call_type;          /* call type */
    ulong cc_call_flags;         /* call flags */
    ulong cc_cdpn_length;        /* called party number length */
    ulong cc_cdpn_offset;        /* called party number offset */
    ulong cc_opt_length;         /* optional parameters length */
    ulong cc_opt_offset;         /* optional parameters offset */
    ulong cc_addr_length;        /* connect to address length */
    ulong cc_addr_offset;        /* connect to address offset */
} CC_setup_req_t;
```

Parameters

cc_primitive

Specifies the primitive type.

cc_user_ref

Specifies a reference number known to the CCS user that uniquely identifies the current setup request. When this value is non-zero, it permits the CCS User to have multiple outstanding setup requests pending on the same stream. Responses made by the CCS provider to the CC_SETUP_REQ primitive will contain this CCS user call attempt reference.

cc_call_type

Specifies the type of call to be set up. Call types supported are dependent upon the CCS provider and protocol, see the addendum for call types for specific protocols.

cc_call_flags

Specifies a bit field of call options. Call flags supported are dependent upon the CCS provider and protocol, see the addendum for call flags for specific protocols.

cc_cdpn_length

Specifies the length of the called party number parameter that conveys an address identifying the CCS user to which the call is to be established. This field will accommodate variable length numbers within a range supported by the CCS provider. If no called party address is provided by the CCS user, this field must be coded to zero. The coding of the called party number is protocol and provider-specific.

cc_cdpn_offset

Is the offset of the called party number from the beginning of the M_PROTO message block.

cc_opt_length

Specifies the length of optional parameters to be conveyed in the call setup. This field will accommodate variable length addresses within a range supported by the CCS provider. If no optional parameters are provided by the CCS user, this field must be coded to zero. The format of optional parameters are protocol and provider-specific, see the addendum for the format of optional parameters for specific protocols.

cc_opt_offset

Specifies the offset of the optional parameters from the beginning of the M_PROTO message block.

cc_addr_length

Specifies the length of the call control address parameter that conveys the call control address (circuit, circuit group) of the CCS user entity to which the call is to be established. The semantics of the values in the CC_SETUP_REQ is identical to the values in the CC_BIND_REQ.

cc_addr_offset

Specifies the offset of the call control address from the beginning of the M_PROTO message block.

Rules

The following rules apply to the setup of calls to the specified addresses:

- If the *cc_cdpn_length* field in the CC_SETUP_REQ primitive is zero, then the CCS provider is to select a called party number for the call. If the CCS provider cannot select a called party number for the call, the CCS provider responds with a CC_ERROR_ACK primitive with error CCNOADDR.
- If the *cc_cdpn_length* field in the CC_SETUP_REQ primitive is non-zero, the CCS provider is to setup the call to the specified number. If the CCS provider cannot setup a call of the specified call type to the specified number the call will fail and the

CCS provider will return a `CC_ERROR_ACK` with the appropriate error value (e.g., `CCBADADDR`).

The following rules apply to the call control addresses (trunk groups and circuit identifiers):

- If the CCS user does not specify a call control address (i.e. `cc_addr_length` is set to zero), then the CCS provider may attempt to assign a call control address, assign it a call reference and associate it with the stream for the duration of the call.

The following rules apply to the CCS user call attempt reference:

- If the CCS user does not specify a call attempt reference (i.e. the `cc_user_ref` is set to zero), then the CCS provider can only support one outstanding outgoing call attempt for the stream. If the CCS user specifies a call attempt reference, all replies made by the CCS provider to this `CC_SETUP_REQ` primitive will contain the CCS user specified call attempt reference until either the call fails or is released, or after the CCS provider sends a `CC_SETUP_CON` primitive.

Valid States

This primitive is valid in state `CCS_IDLE`.

New State

The new state depends upon the information provided in the `CC_SETUP_REQ` message as follows:

- If the setup request specifies that a continuity check was performed on a previous circuit, the new state is `CCS_WREQ_CCREP` (awaiting report of the result of continuity test performed on the previous circuit).
- If the setup request specifies that a continuity check is required on the circuit, the new state is `CCS_WIND_CTEST` (awaiting indication of remote loop back on the circuit).
- If the setup request specifies that no continuity test is required on this or a previous circuit and that the called party address contains partial information, the new state is `CCS_WIND_MORE` (awaiting the indication that more information is required).
- If the setup request specifies that no continuity test is required on this or a previous circuit and that the called party address contains complete information, the new state is `CCS_WCON_SREQ` (awaiting confirmation of the setup request).

Acknowledgements

The following acknowledgements are valid for this primitive:

- *Successful Call Establishment*: This is indicated via the `CC_SETUP_CON` primitive. This results in the Call Establishment state. For `CC_SETUP_REQ` primitives where `ISUP_NCL_CONT_CHECK_REQUIRED` is set, or where the CCS provider otherwise determines that a continuity check is required on the circuit, success is still indicated via the `CC_SETUP_CON` primitive. In this case, the `CC_SETUP_CON` primitive is not sent by the CCS provider unless the continuity check is successful. For `CCS_SETUP` primitives where `ISUP_NCL_CONT_CHECK_PREVIOUS` is set, the `CC_SETUP_CON` primitive is not sent by the CCS provider until the CCS user sends a

CC_CONT_REPORT_REQ primitive indicating that continuity check on the previous circuit has been successful. Receipt of the CC_SETUP_CON primitive always results in the Call Establishment state.

- *Unsuccessful Call Establishment:* This is indicated via the CC_CALL_REATTEMPT_IND, CC_CALL_FAILURE_IND, or CC_RELEASE_IND primitives. For example, a call may be rejected because either the called CCS user cannot be reached, or the CCS provider and/or the called CCS user did not agree on the specified call type or options. This results in the Idle state. Where the CC_CALL_REATTEMPT_IND or CC_RELEASE_IND primitives are sent before the CC_SETUP_CON primitive, the CC_CALL_REATTEMPT_IND or CC_RELEASE_IND primitives will contain the CCS user specified call attempt reference.
- *Non-fatal errors:* These are indicated via the CC_ERROR_ACK primitive. The applicable non-fatal errors are defined as follows:

CCSYSERR

A system error has occurred and the UNIX system error is indicated in the primitive.

CCOUTSTATE

The primitive was issued from an invalid state.

CCBADADDR

The call control address as specified in the primitive was in an incorrect format, or the address contained illegal information.

CCBADDIGS

The called party number was in the incorrect format, or contained illegal information. This is used only to handle coding errors of the number and is not intended to provide for protocol errors. Protocol errors should be conveyed in the CC_CALL_REATTEMPT_IND, CC_CALL_FAILURE_IND or CC_RELEASE_IND primitives.

CCBADOPT

The optional parameters were in an incorrect format, or contained illegal information.

CCNOADDR

The user did not provide a called party address field and one was required by the call type. The CCS provider could not select a called party address.

CCADDRBUSY

The CCS provider could not use the specified address because the specified address is already in use.

CCBADCLR

The call reference specified in the primitive was incorrect or illegal (not unique).

CCBADPRIM

The primitive was of an incorrect format (i.e. too small, or an offset it out of range).

CCACCESS

The user did not have proper permissions for the use of the requested address or options.

4.2.1.2 Call Control Setup Indication

CC_SETUP_IND

This primitive indicates to the destination CCS user that a call setup request has been made by the user at the specified source address.

Format

The format of the message is one M_PROTO message block. The structure of the M_PROTO message block is as follows:

```
typedef struct CC_setup_ind {
    ulong cc_primitive;           /* always CC_SETUP_IND */
    ulong cc_call_ref;           /* call reference */
    ulong cc_call_type;          /* call type */
    ulong cc_call_flags;         /* call flags */
    ulong cc_cdpn_length;        /* called party number length */
    ulong cc_cdpn_offset;        /* called party number offset */
    ulong cc_opt_length;         /* optional parameters length */
    ulong cc_opt_offset;         /* optional parameters offset */
    ulong cc_addr_length;        /* connecting address length */
    ulong cc_addr_offset;        /* connecting address offset */
} CC_setup_ind_t;
```

Parameters

cc_primitive

Indicates the primitive type.

cc_call_ref Identifies the call reference that can be used by the CCS user to associate this message with the CC_SETUP_RES or CC_RELEASE_REQ primitive that is to follow. This value must be unique among the outstanding CC_SETUP_IND messages.

cc_call_type

Indicates the type of call to be set up. Call types supported are dependent upon the CCS provider and protocol, see the addendum for call types for specific protocols.

cc_call_flags

Indicates a bit field of call options. Call flags supported are dependent upon the CCS provider and protocol, see the addendum for call flags for specific protocols.

cc_cdpn_length

Indicates the length of the called party number address parameter that conveys an address identifying the CCS user to which the call is to be established. This field will accommodate variable length addresses within a range supported by the CCS provider.

cc_cdpn_offset

Is the offset of the called party number address from the beginning of the M_PROTO message block.

cc_opt_length

Indicates the length of the optional parameters that were used in the call setup.

cc_opt_offset

Indicates the offset of the optional parameters from the beginning of the M_PROTO message block.

cc_addr_length

Indicates the length of the connecting address parameter that conveys the call control address the CCS user entity (circuit) on which the call is being established. The semantics of the values in the CC_SETUP_IND is identical to the values in the CC_BIND_ACK.

cc_addr_offset

Indicates the offset of the connecting address from the beginning of the M_PROTO message block.

Valid States

This primitive is valid in state CCS_IDLE for the indicated call reference.

New State

The new state depends upon the information provided in the CC_SETUP_IND message as follows:

- If the setup indication indicates that a continuity check was performed on a previous circuit, the new state is CCS_WIND_CCREP (awaiting the report of continuity test results).
- If the setup indication indicates that a continuity check is required on the circuit, the new state is CCS_WREQ_CTEST (awaiting confirmation of installation of loop back device on the circuit).
- If the setup indication indicates that no continuity tests are required on this or a previous circuit and that the called party number contains partial information, the new state is CCS_WREQ_MORE (awaiting the request for more information to confirm the partial address).
- If the setup indication indicates that no continuity tests are required on this or a previous circuit and that the called party number contains complete information, the new state is CCS_WRES_SIND (awaiting response to the setup indication).

In any event, the number of outstanding setup indications waiting for user response is incremented by one.

Rules

The rules for issuing the CC_SETUP_IND primitive are as follows:

- This primitive will only be issued to streams that have been bound with a non-zero negotiated maximum number of setup indications (i.e. on a listening stream), and where the number of outstanding setup indications (call references) for the stream is less than the negotiated maximum number of setup indications.

- If the call setup indicated is for a normal call, the stream upon which it is indicated was not bound with the `CC_TEST`, `CC_MANAGEMENT` or `CC_MAINTENANCE` flags set.
- If the call setup indicated is for an ISUP test call, the stream upon which it is indicated was bound with the `CC_TEST` flag set and a non-zero number of negotiated maximum setup indications.

4.2.1.3 Call Control Setup Response

CC_SETUP_RES

This primitive allows the destination CCS user to request that the call control provider accept a previous setup indication. This primitive also indicates that overlap receiving is complete. The CCS use is still expected to complete the setup process by issuing the CCS_PROCEED_REQ, CCS_ALERTING_REQ, CCS_PROGRESS_REQ, CCS_IBI_REQ, CCS_CONNECT_REQ, or CCS_DISCONNECT_REQ messages.

Format

The format of this message is one M_PROTO message block. The structure of the M_PROTO block is as follows:

```
typedef struct CC_setup_res {
    ulong cc_primitive;           /* always CC_SETUP_RES */
    ulong cc_call_ref;           /* call reference */
    ulong cc_token_value;        /* call response token value */
} CC_setup_res_t;
```

Parameters

cc_primitive

Indicates the primitive type.

cc_call_ref Indicates the call reference of the CC_SETUP_RES message. It is used by the CCS provider to associated the CC_SETUP_RES message with an outstanding CC_SETUP_IND message. An invalid call reference should result in error with the error type CCBADCLR.

cc_token_value

Is used to identify the stream that the CCS user wants to establish the call on. (Its value is determined by the CCS user by issuing a CC_BIND_REQ primitive with the CC_TOKEN_REQUEST flag set. The token value is returned in the CC_BIND_ACK.) The value of this field should be non-zero when the CCS user wants to establish the call on a stream other than the stream on which the CC_SETUP_IND arrived. If the CCS user wants to establish a call on the same stream that the CC_SETUP_IND arrived on, then the value of this field should be zero.

Valid States

This primitive is valid in state CCS_WRES_SIND.

New State

The new state is CCS_WREQ_PROCEED.

Acknowledgements

The CCS provider should generate one of the following acknowledgements upon receipt of this primitive:

- *Successful*: Successful completion is indicated via the CC_OK_ACK primitive.
- *Unsuccessful (Non-fatal errors)*: Errors are indicated via the CC_ERROR_ACK primitive. The applicable non-fatal errors are defined as follows:

CCSYSERR

A system error has occurred and the UNIX system error is indicated in the primitive.

CCOUTSTATE

The primitive was issued from an invalid state.

CCBADCLR

The call reference specified in the primitive was incorrect or illegal.

CCBADTOK

The token specified is not associated with an open stream.

CCBADPRIM

The primitive format was incorrect (i.e. too short).

4.2.1.4 Call Control Setup Confirm

CC_SETUP_CON

This primitive indicates to the calling CCS user that the call control setup request has been sent on the specified call control address (circuit, circuit group). For calls that were requested setup with the ISUP_NCI_CONT_CHECK_REQUIRED flag set in the CC_SETUP_REQ, or for which the CCS provider has otherwise decide to perform continuity check, this also confirms that the continuity check was successful.

Format

The format of this message is one M_PROTO message block. The structure of the M_PROTO message block is as follows:

```
typedef struct CC_setup_con {
    ulong cc_primitive;           /* always CC_SETUP_CON */
    ulong cc_user_ref;           /* user call reference */
    ulong cc_call_ref;           /* call reference */
    ulong cc_addr_length;        /* connecting address length */
    ulong cc_addr_offset;        /* connecting address offset */
} CC_setup_con_t;
```

Parameters

cc_primitive

Indicates the primitives type.

cc_user_ref

Indicates the CCS user call attempt reference value which was provided by the CCS user in the CC_SETUP_REQ message. This permits the CCS user to associate this CC_SETUP_CON primitive with the previous CC_SETUP_REQ primitive and permits multiple outstanding CC_SETUP_REQ primitives.

cc_call_ref Indicates the CCS provider assigned call reference. If the CCS user wishes to establish more than one simultaneous call on a given stream, the CCS user must use this CCS provider indicated call reference in subsequent call control primitives sent to the CCS provider. This permits the CCS provider to associate a CCS user primitive with one of multiple simultaneous calls associated with a given stream.

cc_addr_length

Indicates the length of the connecting address parameter that conveys the call control address of the CCS user entity (circuit) on which the call is being established. The semantics of the values in the CC_SETUP_CON is identical to the values in the CC_BIND_REQ.

cc_addr_offset

Indicates the offset of the connecting address from the beginning of the M_PROTO message block.

Valid States

This primitive is valid in state CCS_WCON_SREQ and state CCS_WREQ_CCREP.

New State

The new state depends on whether an end-of-pulsing signal was present in the called party number in the associated `CC_SETUP_REQ` primitive. If an `ST` signal was present, the new state is `CCS_WREQ_PROCEED`, otherwise the new state is `CCS_WREQ_MORE`. In either case, the call enters the Call Establishment Phase.

4.2.1.5 Call Control Reattempt Indication

CC_CALL_REATTEMPT_IND

This primitive indicates to the calling CCS user that the selected address (circuit) is unavailable and that a reattempt should be made on a new call control address (circuit).

Format

The format of this message is one M_PROTO message block. The structure of the M_PROTO block is as follows:

```
typedef struct CC_call_reattempt_ind {
    ulong cc_primitive;          /* always CC_CALL_REATTEMPT_IND */
    ulong cc_user_ref;           /* user call reference */
    ulong cc_reason;             /* reason for reattempt */
} CC_call_reattempt_ind_t;
```

Parameters

cc_primitive

Indicates the primitive type.

cc_user_ref

Indicates the CCS user call attempt reference value which was provided by the CCS user in the CC_SETUP_REQ message. This permits the CCS user to associate this CC_CALL_REATTEMPT_IND primitive with the previous CC_SETUP_REQ primitive and permits multiple outstanding CC_SETUP_REQ primitives.

cc_reason Indicates the cause of the reattempt. the cc_reason field is protocol and implementation specific. See the Addendum for protocol-specific values.

Valid Modes

This primitive is only valid in NNI mode.

Valid States

This primitive is valid in states CCS_WCON_SREQ, CCS_WREQ_CCREP, CCS_WIND_MORE, CCS_WREQ_INFO and CCS_WIND_PROCEED.

New State

The new state is CCS_IDLE.

Rules

- The CC_CALL_REATTEMPT_IND indicates that call repeat attempt should be made by the CCS user, and the reason for the reattempt.
- If the CC_CALL_REATTEMPT_IND is issued before the CC_SETUP_CON primitive, the user reference value will be the same value as appeared in the corresponding CC_SETUP_REQ primitive, and the call reference value will be zero.

- If the `CC_CALL_ATTEMPT_IND` primitive is issued subsequent to the `CC_SETUP_CON` primitive, the user reference value will be zero, and the call reference value will be the same as appeared in the corresponding `CC_SETUP_CON` primitive.

4.2.2 Continuity Check Phase

The following call control service primitives pertain to the continuity check phase of a call.

4.2.2.1 Call Control Continuity Check Request

CC_CONT_CHECK_REQ

This primitive requests that the CCS provider perform a continuity check procedure.

Format

The format of this message is one M_PROTO message block. The structure of the M_PROTO block is as follows:

```
typedef struct CC_cont_check_req {
    ulong cc_primitive;           /* always CC_CONT_CHECK_REQ */
    ulong cc_addr_length;        /* address length */
    ulong cc_addr_offset;        /* address offset */
} CC_cont_check_req_t;
```

Parameters

cc_primitive

Specifies the primitive type.

cc_addr_length

Specifies the length of the call control address (circuit identifier) upon which the CCS user is requesting a continuity check.

cc_addr_offset

Specifies the offset of the call control address from the beginning of the M_PROTO message block.

Rules

The following rules apply to the continuity check of call control addresses (circuit identifiers):

- If the CCS user does not specify a call control address (i.e, *cc_addr_length* is set to zero), then the CCS provider may attempt to assign a call control address and associate it with the stream for the duration of the continuity test procedure. This can be useful for automated continuity testing.

Valid Modes

This primitive is only valid in the NNI mode.

Valid States

This primitive is valid in state CCS_IDLE for the selected circuit.

New State

The new state is CKS_WIND_CTEST for the selected address.

Acknowledgements

The CCS provider should generate one of the following acknowledgements upon receipt of this primitive:

- *Successful*: Successful completion is indicated via the CC_CONT_TEST_IND primitive.
- *Unsuccessful (Non-fatal errors)*: Errors are indicated via the CC_ERROR_ACK primitive. The applicable non-fatal errors are defined as follows:

CCSYSERR

A system error occurred and the UNIX system error is indicated in the primitive.

CCOUTSTATE

The primitive was issued from an invalid state.

CCNOADDR

The call control address was not provided (cc_addr.length coded zero).

CCBADADDR

The call control address contained in the primitive were poorly formatted or contained invalid information.

CCNOTSUPP

The primitive is not supported for the UNI interface and a UNI signalling address was provided in the call control address or the address was issued to a UNI CCS provider.

CCACCESS

The user did not have sufficient permission to perform the operation on the specified call control addresses.

4.2.2.2 Call Control Continuity Check Indication

CC_CONT_CHECK_IND

This primitive indicates to the CCS user that a continuity check is being requested by the CCS user peer on the specified call control address(es) (signalling interface and circuit identifiers). Upon receipt of this primitive, the CCS user should establish a loop back device on the specified channel and issues the CC_CONT_TEST_REQ primitive confirming the loop back. The CCS user should then wait for the CC_CONT_REPORT_IND indicating the success or failure of the continuity check.

This primitive is only delivered to listening streams listening on the specified call control addresses or to a stream bound as a default listener in the same manner as the CC_SETUP_IND. (A continuity test indication is treated as a special form of call setup.)

This primitive is only issued to CCS users that successfully bound using the CC_BIND_REQ primitive with flag CC_TEST set and a non-zero number of setup indications was provided in the CC_BIND_REQ and returned in the CC_BIND_ACK.

Format

The format of this message is one M_PROTO message block. The structure of the M_PROTO block is as follows:

```
typedef struct CC_cont_check_ind {
    ulong cc_primitive;           /* always CC_CONT_CHECK_IND */
    ulong cc_call_ref;           /* call reference */
    ulong cc_addr_length;        /* address length */
    ulong cc_addr_offset;        /* address offset */
} CC_cont_check_ind_t;
```

Parameters

cc_primitive

Indicates the primitive type.

cc_call_ref Identifies the call reference that can be used by the CCS user to associate this message with the CC_CONT_TEST_REQ or CC_RELEASE_REQ primitive that is to follow. This value must be unique among the outstanding CC_CONT_CHECK_IND messages.

cc_addr_length

Indicates the length of the call control address (circuit identifier) upon which a continuity check is indicated.

cc_addr_offset

Indicates the offset of the requesting address from the beginning of the M_PROTO message block.

Valid Modes

This primitive is only valid for addresses in the NNI mode.

Valid States

This primitive is valid in state CCS_IDLE for the specified addresses.

New State

The new state is CKS_WREQ_CTEST for the specified addresses.

4.2.2.3 Call Control Continuity Test Request

CC_CONT_TEST_REQ

This message is used either to respond to a CC_SETUP_IND primitive which contains the ISUP_NCI_CONT_CHECK_REQUIRED flag, or to respond to a CC_CONT_CHECK_IND primitive. Before responding to either primitive, the CCS User should install a loop back device on the requested channel and then respond with this response primitive to confirm the loop back.

Format

The format of this message is on M_PROTO message block. The structure of the M_PROTO block is as follows:

```
typedef struct CC_cont_test_req {
    ulong cc_primitive;          /* always CC_CONT_TEST_REQ */
    ulong cc_call_ref;          /* call reference */
    ulong cc_token_value;       /* token value */
} CC_cont_test_req_t;
```

Parameters

cc_primitive

Indicates the primitive type.

cc_call_ref Indicates the call reference of the CC_CONT_TEST_REQ message. It is used by the CCS provider to associate the CC_CONT_TEST_REQ message with an outstanding CC_SETUP_IND message. An invalid call reference should result in error with the error type CCBADCLR.

cc_token_value

Is used to identify the stream that the CCS user wants to establish the continuity check call on. (Its value is determined by the CCS user by issuing a CC_BIND_REQ primitive with the CC_TOKEN_REQUEST flag set. The token value is returned in the CC_BIND_ACK.) The value of this field should be non-zero when the CCS user wants to establish the call on a stream other than the stream on which the CC_CONT_CHECK_IND arrived. If the CCS user wants to establish a call on the same stream that the CC_CONT_CHECK_IND arrived on, then the value of this field should be zero.

Valid Modes

This primitive is valid only in NNI mode.

Valid States

This primitive is valid in state CKS_WREQ_CTEST.

New State

The new state is CKS_WIND_CCREP.

Acknowledgements

The CCS provider should generate one of the following acknowledgements upon receipt of this primitive:

- *Successful*: Successful completion is indicated via the CC_CONT_REPORT_IND in the case that the primitive was issued in response to a CC_SETUP_IND, or CC_RELEASE_IND primitive in the case that the primitive was issued in response to the CC_CONT_CHECK_IND primitive.
- *Unsuccessful*: Unsuccessful completion is indicated via the CC_CONT_REPORT_IND primitive.
- *Non-fatal errors*: Errors are indicated via the CC_ERROR_ACK primitive. The applicable non-fatal errors are defined as follows:

CCSYSERR

A system error has occurred and the UNIX system error is indicated in the primitive.

CCOUTSTATE

The primitive was issued from an invalid state.

CCBADCLR

The call reference specified in the primitive was incorrect or illegal.

CCACCESS

The user did not have proper permissions for the operation.

CCNOTSUPP

The CCS provider does not support the operation.

4.2.2.4 Call Control Continuity Test Indication

CC_CONT_TEST_IND

This message confirms to the testing CCS user that a loop back device has been (or will be) installed on the specified call control address (circuit). Upon receiving this message, the testing CCS user should connect tone generation and detection equipment to the specified circuit, perform the continuity test and issue a report using the CC_CONT_REPORT_REQ primitive.

This primitive will only be issued to streams successfully bound with the CC_BIND_REQ primitive with a non-zero number of setup indications and the CC_TEST bind flag set.

Format

The format of this message is on M_PROTO message block. The structure of the M_PROTO block is as follows:

```
typedef struct CC_cont_test_ind {
    ulong cc_primitive;           /* always CC_CONT_TEST_IND */
    ulong cc_call_ref;           /* call reference */
    ulong cc_addr_length;        /* address length */
    ulong cc_addr_offset;        /* address offset */
} CC_cont_test_ind_t;
```

Parameters

cc_primitive

Indicates the primitive type.

cc_call_ref Indicates the call reference associated with the continuity check call for the specified call control address (circuit identifier).

cc_addr_length

Indicates the length of the call control address (signalling interface and circuit identifier) upon which a continuity check is confirmed. The semantics of the values in the CC_CONT_TEST_IND is identical to the values in the CC_BIND_REQ.

cc_addr_offset

Indicates the offset of the connecting address from the beginning of the M_PROTO message block.

Valid Modes

This primitive is valid only in NNI mode.

Valid States

This primitive is valid in state CCS_WCON_CREQ.

New State

The new state is CCS_WAIT_COR.

4.2.2.5 Call Control Continuity Report Request

CC_CONT_REPORT_REQ

This primitive requests that the CCS provider indicate to the called CCS user that the continuity check succeeded or failed. The CCS user should remove any continuity test tone generator/detection device from the circuit and verify silent code loop back before issuing this primitive.

Format

The format of this message is one M_PROTO message block. The structure of the M_PROTO block is as follows:

```
typedef struct CC_cont_report_req {
    ulong cc_primitive;          /* always CC_CONT_REPORT_REQ */
    ulong cc_user_ref;           /* user call reference */
    ulong cc_call_ref;           /* call reference */
    ulong cc_result;             /* result of continuity check */
} CC_cont_report_req_t;
```

Parameters

cc_primitive

Specifies the primitive type.

cc_user_ref

Specifies the CCS user reference of the associated CC_SETUP_REQ primitive. This value is non-zero when the CC_CONT_REPORT_REQ primitive is issued subsequent to a CC_SETUP_REQ primitive which had the flag ISUP_NCL_CONTINUITY_CHECK_PREVIOUS set to indicate the result of the continuity check on the previous circuit. Otherwise, this value is coded zero.

cc_call_ref Specifies the call reference of the associated CC_CONT_TEST_IND primitive for the continuity check call. This value is non-zero when the CC_CONT_REPORT_REQ primitive is issued in response to a CC_CONT_TEST_IND primitive. Otherwise, this value is coded zero.

cc_result Specifies the result of the continuity test, whether success or failure. The value of the cc_result is protocol specific. For values representing success and values representing failure, see the Addendum.

Valid Modes

This primitive is valid only in NNI mode.

Valid States

This primitive is valid in state CCS_WREQ_CCREP.

New State

When issued in response to the CC_CONT_TEST_IND primitive, the new state is CCS_IDLE. When issued subsequent to a CC_SETUP_REQ primitive, the new state is

either CCS_WREQ_MORE or CCS_WREQ_PROCEED, depending upon whether the sent address contain an ST pulse.

Acknowledgements

The CCS provider should generate one of the following acknowledgements upon receipt of this primitive:

- *Successful*: Successful completion is indicated via the CC_OK_ACK primitive.
- *Unsuccessful (Non-fatal errors)*: Errors are indicated via the CC_ERROR_ACK primitive. The applicable non-fatal errors are defined as follows:

CCSYSERR

A system error occurred and the UNIX system error is indicated in the primitive.

CCOUTSTATE

The primitive was issued from an invalid state.

CCBADCLR

The call reference specified in the primitive was incorrect or illegal.

CCBADPRIM

The primitive format was incorrect.

4.2.2.6 Call Control Continuity Report Indication

CC_CONT_REPORT_IND

This primitive indicates to the called CCS user that the continuity check succeeded or failed. The called CCS user can remove the loop back or tone generation/detection devices from the circuit and the call either moves to the idle state or a call setup state.

Format

The format of this message is one M_PROTO message block. The structure of the M_PROTO block is as follows:

```
typedef struct CC_cont_report_ind {
    ulong cc_primitive;           /* always CC_CONT_REPORT_IND */
    ulong cc_call_ref;           /* call reference */
    ulong cc_result;             /* result of continuity check */
} CC_cont_report_ind_t;
```

Parameters

cc_primitive

Indicates the primitive type.

cc_call_ref Indicates the call reference associated with the continuity check report as it appeared in the associated CC_CONT_CHECK_IND primitive.

cc_result Indicates the result of the continuity test, whether success or failure. The value of the *cc_result* is protocol specific. For values representing success and values representing failure, see the Addendum.

Valid Modes

This primitive is valid only in NNI mode.

Valid States

This primitive is valid in state CCS_WREQ_CTEST or CCS_WIND_CCREP.

New State

If the primitive is issued subsequent to the CC_SETUP_REQ, the new state is CCS_WCON_SREQ. If the primitive is issued in response to the CC_CONT_TEST_IND primitive, the new state is CCS_IDLE.

4.2.3 Collecting Information Phase

The following call control service primitive pertain to the collecting information phase of a call. During this phase requests for more information are issued and indicated, and additional information is provided.

4.2.3.1 Call Control More Information Request

CC_MORE_INFO_REQ

This message request more information (digits in the called party address, or optional parameters) from the calling CCS user. This specifies to the CCS provider that overlap receiving is in effect and the number of digits received are not sufficient to complete the call.

Format

The format of this message is on M_PROTO message block. The structure of the M_PROTO block is as follows:

```
typedef struct CC_more_info_req {
    ulong cc_primitive;           /* always CC_MORE_INFO_REQ */
    ulong cc_call_ref;           /* call reference */
    ulong cc_opt_length;         /* optional parameter length */
    ulong cc_opt_offset;         /* optional parameter offset */
} CC_more_info_req_t;
```

Parameters

cc_primitive

Indicates the primitive type.

cc_call_ref Indicates the call reference for the CC_MORE_INFO_REQ message. It is used by the CCS provider to associated the CC_MORE_INFO_REQ message with an previous CC_SETUP_IND message and identify the incoming call.

cc_opt_length

Indicates the length of the optional parameters associated with the more information request.

cc_opt_offset

Indicates the offset of the optional parameters from the start of the M_PROTO message block.

Valid Modes

This primitive is valid in UNI (User and Network) mode and for compatibility in NNI mode.

Valid States

This primitive is valid in state CCS_WREQ_MORE.

New State

The new state is CCS_WIND_INFO.

Acknowledgements

The CCS provider should generate one of the following acknowledgements upon receipt of this primitive:

- *Successful*: Successful completion is indicated via the CC_INFORMATION_IND and CC_INFO_TIMEOUT_IND primitives.
- *Unsuccessful*: Unsuccessful completion is indicated by the CC_CALL_FAILURE_IND primitive with a protocol specific reason indicating that additional information was not provided within a sufficient period of time.
- *Non-fatal errors*: Errors are indicated via the CC_ERROR_ACK primitive. The applicable non-fatal errors are defined as follows:

CCSYSERR

A system error has occurred and the UNIX system error is indicated in the primitive.

CCOUTSTATE

The primitive was issued from an invalid state.

CCBADCLR

The call reference specified in the primitive was incorrect or illegal.

CCNOTSUPP

The CCS provider does not support the operation.

CCACCESS

The user did not have proper permissions for the operation.

CCBADPRIM

The primitive was incorrectly formatted (i.e. the M_PROTO message block was too short).

4.2.3.2 Call Control More Information Indication

CC_MORE_INFO_IND

This message indicates that the calling CCS user needs to provide additional information (called party address digits) to complete call processing. The CCS user should generate CC_INFORMATION_REQ primitives, if possible. This is also an indication that overlap receiving is in effect. Appropriate protocol timers will be started.

In contrast to the the CC_INFORMATION_REQ primitive(s) which are sent by the CCS user in response to this message, the CC_MORE_INFO_IND message is normally only issued once per call setup.

Format

The format of this message is on M_PROTO message block. The structure of the M_PROTO block is as follows:

```
typedef struct CC_more_info_ind {
    ulong cc_primitive;           /* always CC_MORE_INFO_IND */
    ulong cc_user_ref;           /* user call reference */
    ulong cc_opt_length;         /* optional parameter length */
    ulong cc_opt_offset;         /* optional parameter offset */
} CC_more_info_ind_t;
```

Parameters

cc_primitive

Indicates the primitive type.

cc_user_ref

Indicates the user call reference of the CC_MORE_INFO_IND message. It is used by the CCS user to associate the CC_MORE_INFO_IND message with an outstanding CC_SETUP_REQ message.

cc_opt_length

Indicates the length of the optional parameters associated with the more information indication. If no optional parameters are associated with the more information indications, this parameter must be coded zero by the CCS provider.

cc_opt_offset

Indicates the offset of the optional parameters from the start of the M_PROTO message block.

Valid Modes

This primitive is valid in UNI (Network and User) mode, and for compatibility in NNI mode.

Valid States

This primitive is valid in state CCS_WIND_MORE.

New State

The new state is CCS_WREQ_INFO.

4.2.3.3 Call Control Information Request

CC_INFORMATION_REQ

This message request that the CCS provider include the subsequent number information in addition to the called party number information previously supplied with a CC_SETUP_REQ primitive.

Format

The format of this message is on M_PROTO message block. The structure of the M_PROTO block is as follows:

```
typedef struct CC_information_req {
    ulong cc_primitive;           /* always CC_INFORMATION_REQ */
    ulong cc_user_ref;           /* call reference */
    ulong cc_subn_length;        /* subsequent number length */
    ulong cc_subn_offset;        /* subsequent number offset */
    ulong cc_opt_length;         /* optional parameter length */
    ulong cc_opt_offset;         /* optional parameter offset */
} CC_information_req_t;
```

Parameters

cc_primitive

Specifies the primitive type.

cc_user_ref

Specifies the user call reference. It is used by the CCS user to associate the message with an outstanding CC_SETUP_REQ message.

cc_subn_length

Specifies the length of the subsequent called party address parameter that conveys more of an address identifying the CCS user to which the call is to be established. This field will accommodate variable length addresses within a range supported by the CCS provider. If no subsequent called party address is provided by the CCS user, this field must be coded to zero. The coding of the subsequent called party address is protocol and provider-specific.

cc_subn_offset

Is the offset of the subsequent called party address from the beginning of the M_PROTO message block.

cc_opt_length

Specifies the length of the optional parameters associated with the alerting indication.

cc_opt_offset

Specifies the offset of the optional parameters from the start of the M_PROTO message block.

Valid Modes

This primitive is valid in UNI (both User and Network) and NNI.

Valid States

This primitive is valid in state CCS_WIND_MORE and CCS_WREQ_INFO.

New State

The new state is CCS_WIND_MORE if the subsequent number still does not contain complete address information or CCS_WIND_PROCEED if it does.

Acknowledgements

The CCS provider should generate one of the following acknowledgements upon receipt of this primitive:

- *Successful*: Successful completion is indicated via the CC_OK_ACK primitive.
- *Unsuccessful (Non-fatal errors)*: Errors are indicated via the CC_ERROR_ACK primitive. The applicable non-fatal errors are defined as follows:

CCNOADDR

The user did not provide a subsequent called party address field and one was required by the call type. The CCS provider could not select a called party address.

CCSYSERR

A system error has occurred and the UNIX system error is indicated in the primitive.

CCOUTSTATE

The primitive was issued from an invalid state.

CCBADCLR

The specified call reference was invalid.

CCBADADDR

The subsequent called party address was in the incorrect format, or contained illegal information. This is used only to handle coding errors of the address and is not intended to provide for protocol errors. Protocol errors should be conveyed in the CC_CALL_FAILURE_IND or CC_RELEASE_IND primitives.

CCBADOPT

The optional parameters were in an incorrect format, or contained illegal information.

CCACCESS

The user did not have proper permissions for the use of the requested address or options.

CCBADPRIM

The primitive is of an incorrect format or an offset exceeds the size of the M_PROTO block.

4.2.3.4 Call Control Information Indication

CC_INFORMATION_IND

Format

The format of this message is on M_PROTO message block. The structure of the M_PROTO block is as follows:

```
typedef struct CC_information_ind {
    ulong cc_primitive;           /* always CC_INFORMATION_IND */
    ulong cc_call_ref;           /* call reference */
    ulong cc_subn_length;        /* subsequent number length */
    ulong cc_subn_offset;        /* subsequent number offset */
    ulong cc_opt_length;         /* optional parameter length */
    ulong cc_opt_offset;         /* optional parameter offset */
} CC_information_ind_t;
```

Parameters

cc_primitive

Indicates the primitive type.

cc_call_ref Indicates the call reference of the message. It is used by the CCS provider to associated the message with an preceding CC_SETUP_IND message.

cc_subn_length

Indicates the length of the subsequent called party address parameter that conveys more of an address identifying the CCS user to which the call is to be established. This field will accommodate variable length addresses within a range supported by the CCS provider. If no subsequent called party address is provided by the CCS user, this field must be coded to zero. The coding of the subsequent called party address is protocol and provider-specific.

cc_subn_offset

Is the offset of the subsequent called party address from the beginning of the M_PROTO message block.

cc_opt_length

Indicates the length of the optional parameters associated with the alerting indication.

cc_opt_offset

Indicates the offset of the optional parameters from the start of the M_PROTO message block.

Valid Modes

This primitive is valid in UNI (both User and Network) and NNI.

Valid States

This primitive is valid in state CCS_WREQ_MORE or CCS_WIND_INFO.

New State

The new state is `CCS_WREQ_MORE` if more information is still pending, or `CCS_WREQ_PROCEED` if the information is complete.

4.2.3.5 Call Control Information Timeout Indication

CC_INFO_TIMEOUT_IND

This message indicates that a timeout has occurred while waiting for additional digits. It is up to the CCS user to decide whether the digits collected are sufficient, in which case the call can proceed; or, to decide that the digits collected are insufficient and begin tearing down the call with a CC_DISCONNECT_REQ or CC_RELEASE_REQ with cause value CC_CAUS_ADDRESS_INCOMPLETE.

Format

The format of this message is one M_PROTO message block. The structure of the M_PROTO block is as follows:

```
typedef struct CC_info_timeout_ind {
    ulong cc_primitive;          /* always CC_INFO_TIMEOUT_IND */
    ulong cc_call_ref;          /* call reference */
} CC_info_timeout_ind_t;
```

Parameters

cc_primitive

Indicates the primitive type.

cc_call_ref Indicates the call reference of the CC_SETUP_IND when the CC_INFO_TIMEOUT_IND primitive is used in response to the CC_SETUP_IND on a listening stream. Otherwise, this parameter is coded zero and is ignored by the CCS provider.

Valid Modes

This primitive is valid in UNI mode (User or Network) or NNI mode.

Valid State

This primitive is valid in state CCS_WIND_INFO or CCS_WREQ_INFO.

New State

The new state is unchanged.

4.2.4 Call Establishment Phase

The following call control service primitives pertain to the establishment of a call.

4.2.4.1 Call Control Proceeding Request

CC_PROCEEDING_REQ

This primitive requests that the CCS provider indicate to the calling CCS user that the call is proceeding towards the called CCS user. This also means that there is sufficient called party address information to complete the call.

Format

The format of this message is one M_PROTO message block. The structure of the M_PROTO block is as follows:

```
typedef struct CC_proceeding_req {
    ulong cc_primitive;           /* always CC_PROCEEDING_REQ */
    ulong cc_call_ref;           /* call reference */
    ulong cc_flags;              /* proceeding flags */
    ulong cc_opt_length;         /* optional parameter length */
    ulong cc_opt_offset;        /* optional parameter offset */
} CC_proceeding_req_t;
```

Parameters

cc_primitive

Specifies the primitive type.

cc_call_ref Specifies the call reference for the request. The call reference is used by the CCS provider to identify the call.

cc_flags Specifies proceeding flags associated with the proceeding request. Proceeding flags are protocol specific (see the Addendum).

cc_opt_length

Specifies the length of the optional parameters associated with the alerting indication.

cc_opt_offset

Specifies the offset of the optional parameters from the start of the M_PROTO message block.

Valid Modes

This primitive is valid in UNI mode (User or Network) or NNI mode.

Valid States

This primitive is valid in state CCS_ICC_WAIT_ACM.

New State

The new state is CCS_WREQ_MORE or CCS_WIND_PROCEED.

Acknowledgements

The CCS provider should generate one of the following acknowledgements upon receipt of this primitive:

- *Successful*: Successful completion is indicated via the CC_OK_ACK primitive.
- *Unsuccessful (Non-fatal errors)*: Errors are indicated via the CC_ERROR_ACK primitive. The applicable non-fatal errors are defined as follows:

CCSYSERR

A system error occurred and the UNIX system error is indicated in the primitive.

CCOUTSTATE

The primitive was issued from an invalid state.

CCBADCLR

The call reference specified in the primitive was incorrect or illegal.

CCBADFLAG

The specified flags were incorrect or unsupported.

CCBADOPT

The optional parameters were in an incorrect format, or contained illegal information.

CCACCESS

The user did not have proper permissions for the use of the requested address or options.

CCBADPRIM

The primitive is of an incorrect format or an offset exceeds the size of the M_PROTO block.

4.2.4.2 Call Control Proceeding Indication

CC_PROCEEDING_IND

This primitive indicates to the calling CCS user that the call is proceeding to the called CCS user. This also means that there is sufficient called party address information to complete the call.

Format

The format of this message is one M_PROTO message block. The structure of the M_PROTO block is as follows:

```
typedef struct CC_proceeding_ind {
    ulong cc_primitive;           /* always CC_PROCEEDING_IND */
    ulong cc_call_ref;           /* call reference */
    ulong cc_flags;              /* proceeding flags */
    ulong cc_opt_length;         /* optional parameter length */
    ulong cc_opt_offset;         /* optional parameter offset */
} CC_proceeding_ind_t;
```

Parameters

cc_primitive

Indicates the primitive type.

cc_call_ref Indicates the call reference. It is used by the CCS provider to indicate the call.

cc_flags Indicates the proceeding flags associated with the proceeding indication. Proceeding flags are protocol specific (see Addendum).

cc_opt_length

Indicates the length of the optional parameters associated with the proceeding indication.

cc_opt_offset

Indicates the offset of the optional parameters from the start of the M_PROTO message block.

Valid Modes

This primitive is valid in UNI mode (User or Network) or NNI mode.

Valid States

This primitive is valid in state CCS_WREQ_MORE or CCS_WIND_PROCEED.

New State

The new state is CCS_WIND_ALERTING.

4.2.4.3 Call Control Alerting Request

CC_ALERTING_REQ

This primitive requests that the CCS provider indicate to the calling CCS user that the called CCS user is being alerted.

Format

The format of this message is one M_PROTO message block. The structure of the M_PROTO block is as follows:

```
typedef struct CC_alerting_req {
    ulong cc_primitive;           /* always CC_ALERTING_REQ */
    ulong cc_call_ref;           /* call reference */
    ulong cc_flags;              /* alerting flags */
    ulong cc_opt_length;         /* optional parameter length */
    ulong cc_opt_offset;         /* optional parameter offset */
} CC_alerting_req_t;
```

Parameters

cc_primitive

Specifies the primitive type.

cc_call_ref Specifies the call reference. It is used by the CCS provider to identify the call.

cc_flags Specifies the alerting flags associated with the alerting request. Alerting flags are protocol specific (see Addendum).

cc_opt_length

Specifies the length of the optional parameters associated with the alerting indication.

cc_opt_offset

Specifies the offset of the optional parameters from the start of the M_PROTO message block.

Valid Modes

This primitive is valid in UNI mode (User or Network) or NNI mode.

Valid States

This primitive is valid in states CCS_WREQ_MORE, CCS_WREQ_PROCEED and CCS_WREQ_ALERTING states.

New State

The new state is CCS_WREQ_PROGRESS.

Acknowledgements

The CCS provider should generate one of the following acknowledgements upon receipt of this primitive:

- *Successful*: Successful completion is indicated via the CC_OK_ACK primitive.
- *Unsuccessful (Non-fatal errors)*: Errors are indicated via the CC_ERROR_ACK primitive. The applicable non-fatal errors are defined as follows:

CCSYSERR

A system error occurred and the UNIX system error is indicated in the primitive.

CCOUTSTATE

The primitive was issued from an invalid state.

CCBADCLR

The call reference specified in the primitive was incorrect or illegal.

CCBADFLAG

The specified flags contained incorrect or unsupported information.

CCBADOPT

The optional parameters were in an incorrect format, or contained illegal information.

CCACCESS

The user did not have proper permissions for the use of the requested address or options.

CCBADPRIM

The primitive is of an incorrect format or an offset exceeds the size of the M_PROTO block.

4.2.4.4 Call Control Alerting Indication

CC_ALERTING_IND

This primitive indicates to the calling CCS user that the called CCS user is being alerted.

Format

The format of this message is one M_PROTO message block. The structure of the M_PROTO block is as follows:

```
typedef struct CC_alerting_ind {
    ulong cc_primitive;           /* always CC_ALERTING_IND */
    ulong cc_call_ref;           /* call reference */
    ulong cc_flags;              /* alerting flags */
    ulong cc_opt_length;         /* optional parameter length */
    ulong cc_opt_offset;         /* optional parameter offset */
} CC_alerting_ind_t;
```

Parameters

cc_primitive

Indicates the primitive type.

cc_call_ref Indicates the call reference. The call reference is used by the CCS provider to identify the call.

cc_flags Indicates the alerting flags.

cc_opt_length

Indicates the length of the optional parameters associated with the alerting indication. If no optional parameters are associated with the alerting indication, then this parameter must be coded zero.

cc_opt_offset

Indicates the offset of the optional parameters from the start of the M_PROTO message block.

Valid Modes

This primitive is valid in UNI mode (User or Network) or NNI mode.

Valid States

This primitive is valid in states CCS_WREQ_MORE, CCS_WIND_PROCEED and CCS_WIND_ALERTING.

New State

The new state is CCS_WIND_PROGRESS.

4.2.4.5 Call Control Progress Request

CC_PROGRESS_REQ

This primitive requests that the CCS provider indicate to the calling CCS user that the call is progressing towards the called CCS user, with the specified event.

Format

The format of this message is one M_PROTO message block. The structure of the M_PROTO block is as follows:

```
typedef struct CC_progress_req {
    ulong cc_primitive;           /* always CC_PROGRESS_REQ */
    ulong cc_call_ref;           /* call reference */
    ulong cc_event;              /* progress event */
    ulong cc_flags;              /* progress flags */
    ulong cc_opt_length;         /* optional parameter length */
    ulong cc_opt_offset;         /* optional parameter offset */
} CC_progress_req_t;
```

Parameters

cc_primitive

Specifies the primitive type.

cc_call_ref Specifies the call reference. The call reference is used by the CCS provider to identify the call.

cc_event Specifies the progress event. Progress events are protocol specific (see Addendum).

cc_flags Indicates progress flags. Progress flags are protocol specific (see Addendum).

cc_opt_length

Indicates the length of the optional parameters associated with the progress request. If no optional parameters are associated with the progress request, then this parameter must be coded zero.

cc_opt_offset

Indicates the offset of the optional parameters from the start of the M_PROTO message block.

Valid Modes

This primitive is valid in UNI mode (User or Network) or NNI mode.

Valid States

This primitive is valid in states CCS_WREQ_PROGRESS.

New State

The new state is CCS_WREQ_PROGRESS.

Acknowledgements

The CCS provider should generate one of the following acknowledgements upon receipt of this primitive:

- *Successful*: Successful completion is indicated via the CC_OK_ACK primitive.
- *Unsuccessful (Non-fatal errors)*: Errors are indicated via the CC_ERROR_ACK primitive. The applicable non-fatal errors are defined as follows:

CCSYSERR

A system error occurred and the UNIX system error is indicated in the primitive.

CCOUTSTATE

The primitive was issued from an invalid state.

CCBADCLR

The call reference specified in the primitive was incorrect or illegal.

CCBADFLAG

The specified flags contained incorrect or unsupported information.

CCBADOPT

The optional parameters were in an incorrect format, or contained illegal information.

CCACCESS

The user did not have proper permissions for the use of the requested address or options.

CCBADPRIM

The primitive is of an incorrect format or an offset exceeds the size of the M_PROTO block.

4.2.4.6 Call Control Progress Indication

CC_PROGRESS_IND

This primitive indicates to the calling CCS user that the call is progressing towards the called CCS user with the specified progress event.

Format

The format of this message is one M_PROTO message block. The structure of the M_PROTO block is as follows:

```
typedef struct CC_progress_ind {
    ulong cc_primitive;           /* always CC_PROGRESS_IND */
    ulong cc_call_ref;           /* call reference */
    ulong cc_event;              /* progress event */
    ulong cc_flags;              /* progress flags */
    ulong cc_opt_length;         /* optional parameter length */
    ulong cc_opt_offset;         /* optional parameter offset */
} CC_progress_ind_t;
```

Parameters

cc_primitive

Indicates the primitive type.

cc_call_ref Indicates the call reference. The call reference is used by the CCS provider to identify the call.

cc_event Indicates the progress event. Progress events are protocol specific (see Addendum).

cc_flags Indicates progress flags. Progress flags are protocol specific (see Addendum).

cc_opt_length

Indicates the length of the optional parameters associated with the progress request. If no optional parameters are associated with the progress request, then this parameter must be coded zero.

cc_opt_offset

Indicates the offset of the optional parameters from the start of the M_PROTO message block.

Valid Modes

This primitive is valid in UNI mode (User or Network) or NNI mode.

Valid States

This primitive is valid in states CCS_WIND_PROGRESS.

New State

The new state is CCS_WIND_PROGRESS.

4.2.4.7 Call Control In-Band Information Request

CC_IBI_REQ

This primitive request that the CCS provider indicate to the calling CCS user that the in-band information is now available.

Format

The format of this message is one M_PROTO message block. The structure of the M_PROTO block is as follows:

```
typedef struct CC_ibi_req {
    ulong cc_primitive;           /* always CC_IBI_REQ */
    ulong cc_call_ref;           /* call reference */
    ulong cc_flags;              /* ibi flags */
    ulong cc_opt_length;         /* optional parameter length */
    ulong cc_opt_offset;         /* optional parameter offset */
} CC_ibi_req_t;
```

Parameters

cc_primitive

Specifies the primitive type.

cc_call_ref Specifies the call reference. The call reference is used by the CCS provider to identify the call.

cc_flags Specifies the flags associated with the primitive. In band information flags are protocol specific (see Addendum).

cc_opt_length

Specifies the length of the optional parameters associated with the in-band information request. If no optional parameters are associated with the in band information request, then this parameter must be coded zero.

cc_opt_offset

Specifies the offset of the optional parameters from the start of the M_PROTO message block.

Valid Modes

This primitive is valid in NNI mode and in UNI (User and Network) mode for compatibility with the NNI.

Valid States

This primitive is valid in states CCS_WREQ_MORE, CCS_WREQ_PROCEED, CCS_WREQ_ALERTING, CCS_WREQ_PROGRESS and CCS_WREQ_CONNECT.

New State

The new state is CCS_WREQ_CONNECT.

Acknowledgements

The CCS provider should generate one of the following acknowledgements upon receipt of this primitive:

- *Successful*: Successful completion is indicated via the CC_OK_ACK primitive.
- *Unsuccessful (Non-fatal errors)*: Errors are indicated via the CC_ERROR_ACK primitive. The applicable non-fatal errors are defined as follows:

CCSYSERR

A system error occurred and the UNIX system error is indicated in the primitive.

CCOUTSTATE

The primitive was issued from an invalid state.

CCBADCLR

The call reference specified in the primitive was incorrect or illegal.

CCBADFLAG

The specified flags contained incorrect or unsupported information.

CCBADOPT

The optional parameters were in an incorrect format, or contained illegal information.

CCACCESS

The user did not have proper permissions for the use of the requested address or options.

CCBADPRIM

The primitive is of an incorrect format or an offset exceeds the size of the M_PROTO block.

4.2.4.8 Call Control In-Band Information Indication

CC_IBI_IND

This primitive indicates to the calling CCS user that there is in-band information now available in the voice channel.

Format

The format of this message is one M_PROTO message block. The structure of the M_PROTO block is as follows:

```
typedef struct CC_ibi_ind {
    ulong cc_primitive;           /* always CC_IBI_IND */
    ulong cc_call_ref;           /* call reference */
    ulong cc_flags;              /* ibi flags */
    ulong cc_opt_length;         /* optional parameter length */
    ulong cc_opt_offset;         /* optional parameter offset */
} CC_ibi_ind_t;
```

Parameters

cc_primitive

Indicates the primitive type.

cc_call_ref Indicates the call reference. The call reference is used by the CCS provider to identify the call.

cc_flags Indicates the flags associated with the primitive. In band information flags are provider and protocol specific (see Addendum).

cc_opt_length

Indicates the length of the optional parameters associated with the in-band information indication. If no optional parameters are associated with the in band information request, then this parameter must be coded zero.

cc_opt_offset

Indicates the offset of the optional parameters from the start of the M_PROTO message block.

Valid Modes

This primitive is valid in NNI mode and in UNI (User and Network) mode for compatibility with the NNI.

Valid States

This primitive is valid in states CCS_WIND_MORE, CCS_WIND_PROCEED, CCS_WIND_ALERTING and CCS_WIND_PROGRESS.

New State

The new state is CCS_WIND_CONNECT.

4.2.4.9 Call Control Connect Request

CC_CONNECT_REQ

This primitive requests that the CCS provide indicate to the remote CCS user that the call control setup has complete and the called CCS use is connected on the call.

Format

The format of this message is one M_PROTO message block. The structure of the M_PROTO message block is as follows:

```
typedef struct CC_connect_req {
    ulong cc_primitive;           /* always CC_CONNECT_REQ */
    ulong cc_call_ref;           /* call reference */
    ulong cc_flags;              /* connect flags */
    ulong cc_opt_length;         /* optional parameter length */
    ulong cc_opt_offset;         /* optional parameter offset */
} CC_connect_req_t;
```

Parameters

cc_primitive

Specifies the primitive type.

cc_call_ref Specifies the call reference. The call reference is used by the CCS provider to identify the call. The call reference is the same value which was indicated in the corresponding CC_SETUP_IND primitive for the incoming call.

cc_flags Specifies the connect flags associated with the primitive. Connect flags are protocol specific (see Addendum).

cc_opt_length

Specifies the length of the optional parameters associated with the connect request. If no optional parameters are associated with the connect request, then this parameter must be coded zero.

cc_opt_offset

Specifies the offset of the optional parameters from the start of the M_PROTO message block.

Valid Modes

This primitive is valid in NNI mode and in UNI (User) mode.

Valid States

This primitive is only valid for incoming calls in the CCS_WREQ_MORE, CCS_WREQ_PROCEED, CCS_WREQ_ALERTING, CCS_WREQ_PROGRESS, CCS_WREQ_CONNECT states.

New State

The new state is CCS_WIND_SCOMP (waiting for indication of setup complete).

Acknowledgements

The CCS provider should generate one of the following acknowledgements upon receipt of this primitive:

- *Successful*: Successful completion is indicated via the CC_SETUP_COMPLETE_IND primitive.
- *Unsuccessful*: Unsuccessful completion is indicated via the CC_CALL_FAILURE_IND, CC_DISCONNECT_IND or CC_RELEASE_IND primitives.
- *Non-fatal errors*: Errors are indicated via the CC_ERROR_ACK primitive. The applicable non-fatal errors are defined as follows:

CCSYSERR

A system error occurred and the UNIX system error is indicated in the primitive.

CCOUTSTATE

The primitive was issued from an invalid state.

CCBADCLR

The call reference specified in the primitive was incorrect or illegal.

CCBADFLAG

The specified flags contained incorrect or unsupported information.

CCBADOPT

The optional parameters were in an incorrect format, or contained illegal information.

CCACCESS

The user did not have proper permissions for the use of the requested address or options.

CCBADPRIM

The primitive is of an incorrect format or an offset exceeds the size of the M_PROTO block.

4.2.4.10 Call Control Connect Indication

CC_CONNECT_IND

This primitive indicates that the called CCS user has connected to the call. Upon receiving this primitive the CCS user operating in UNI (Network) mode should connect the calling CCS user to the call and acknowledge connection of the calling CCS user by responding with the CC_SETUP_COMPLETE_REQ primitive.

Format

The format of this message is one M_PROTO message block. The structure of the M_PROTO message block is as follows:

```
typedef struct CC_connect_ind {
    ulong cc_primitive;           /* always CC_CONNECT_IND */
    ulong cc_call_ref;           /* call reference */
    ulong cc_flags;              /* connect flags */
    ulong cc_opt_length;         /* optional parameter length */
    ulong cc_opt_offset;         /* optional parameter offset */
} CC_connect_ind_t;
```

Parameters

cc_primitive

Indicates the primitive type.

cc_call_ref Indicates the call reference. The call reference is used by the CCS provider to identify the call. The call reference is the same value which was indicated in the corresponding CC_SETUP_CON primitive for the outgoing call.

cc_flags Indicates the connect flags associated with the primitive. Connect flags are protocol specific (see Addendum).

cc_opt_length

Indicates the length of the optional parameters associated with the connect indication. If no optional parameters are associated with the connect indication, then this parameter is coded zero by the CCS provider.

cc_opt_offset

Indicates the offset of the optional parameters from the start of the M_PROTO message block.

Valid Modes

This primitive is valid in NNI mode and in UNI (Network) mode.

Valid States

This primitive is valid in state CCS_WIND_SCOMP.

New State

The new state is CCS_CONNECTED.

4.2.4.11 Call Control Setup Complete Request

CC_SETUP_COMPLETE_REQ

This primitive request that the CCS provider indicate to the remote CCS user that the call control setup has completed (the calling CCS user is connected) by the requesting CCS user. It is used in response to the CC_CONNECT_IND primitive.

Format

The format of this message is one M_PROTO message block. The structure of the M_PROTO message block is as follows:

```
typedef struct CC_setup_complete_req {
    ulong cc_primitive;          /* always CC_SETUP_COMPLETE_REQ */
    ulong cc_call_ref;           /* call reference */
    ulong cc_opt_length;         /* optional parameter length */
    ulong cc_opt_offset;        /* optional parameter offset */
} CC_setup_complete_req_t;
```

Parameters

cc_primitive

Specifies the primitive type.

cc_call_ref Specifies the call reference. The call reference is used by the CCS provider to identify the call.

cc_opt_length

Specifies the length of the optional parameters associated with the setup complete request. If no optional parameters are associated with the setup complete request, then this parameter must be coded zero. The CCS provider may include additional protocol-specific optional parameters.

cc_opt_offset

Specifies the offset of the optional parameters from the start of the M_PROTO message block.

Valid Modes

This primitive is valid in UNI mode (Network only) and NNI mode for compatibility.

Valid States

This primitive is valid in state CCS_WREQ_SCOMP.

For compatibility between NNI mode and UNI Network mode, the CCS provider in NNI mode should acknowledge this primitive with a CC_OK_ACK if it is issued in the CCS_CONNECTED state.

New State

The new state is CCS_CONNECTED.

Acknowledgements

The CCS provider should generate one of the following acknowledgements upon receipt of this primitive:

- *Successful*: Successful completion is indicated via the CC_OK_ACK primitive.
- *Unsuccessful (Non-fatal errors)*: Errors are indicated via the CC_ERROR_ACK primitive. The applicable non-fatal errors are defined as follows:

CCSYSERR

A system error occurred and the UNIX system error is indicated in the primitive.

CCBADPRIM

The primitive was of an incorrect format (i.e. too small, or an offset it out of range).

CCOUTSTATE

The primitive was issued from an invalid state.

CCBADCLR

The call reference specified in the primitive was incorrect or illegal.

CCBADOPT

The options values as specified in the primitive were in an incorrect format, or they contained illegal information.

CCACCESS

The user did not have proper permissions to request the operation or to use the options specified.

CCNOTSUPP

The specified primitive type is not known to or not supported by the CCS provider.

4.2.4.12 Call Control Setup Complete Indication

CC_SETUP_COMPLETE_IND

This primitive indicates to the called CCS user, operating in UNI (User) mode, that the call control setup was completed (the call is answered and connected) by the calling CCS user. In UNI (User) mode, the CCS user may defer connecting the receive path to the called CCS user until this message is received. In response to this primitive, the CCS user should connect the receive path to the called CCS user and consider the call connected.

CCS users operating in UNI (Network) mode or NNI mode should ignore this primitive if issued by the CCS provider.

Format

The format of this message is one M_PROTO message block. The structure of the M_PROTO message block is as follows:

```
typedef struct CC_setup_complete_ind {
    ulong cc_primitive;           /* always CC_SETUP_COMPLETE_IND */
    ulong cc_call_ref;           /* call reference */
    ulong cc_opt_length;         /* optional parameter length */
    ulong cc_opt_offset;         /* optional parameter offset */
} CC_setup_complete_ind_t;
```

Parameters

cc_primitive

Indicates the primitives type.

cc_call_ref Indicates the call reference. The call reference is used by the CCS provider to identify the call.

cc_opt_length

Indicates the length of the optional parameters associated with the setup complete indication. If no optional parameters were associated with the setup complete indication, then this parameter must be coded zero. The CCS provider may include additional optional protocol-specific optional parameters.

cc_opt_offset

Indicates the offset of the optional parameters from the start of the M_PROTO message block.

Valid Modes

This primitive is valid in UNI (User only) mode.

Valid States

This primitive is valid in states CCS_WIND_SCOMP and CCS_CONNECTED.

New State

The new state is CCS_CONNECTED.

4.2.5 Call Established Phase

The following call control service primitives pertain to the Established phase of a call.

4.2.5.1 Forward Transfer Request

CC_FORWXFER_REQ

This message requests that the CCS provider forward transfer an established call.

Format

The format of this message is one M_PROTO message block. The structure of the M_PROTO block is as follows:

```
typedef struct CC_forwxfer_req {
    ulong cc_primitive;          /* always CC_FORWXFER_REQ */
    ulong cc_call_ref;           /* call reference */
    ulong cc_opt_length;         /* optional parameter length */
    ulong cc_opt_offset;         /* optional parameter offset */
} CC_forwxfer_req_t;
```

Parameters

cc_primitive

Specifies the primitive type.

cc_call_ref Specifies the call reference. The call reference is used by the CCS provider to identify the call.

cc_opt_length

Specifies the length of the optional parameters associated with the forward transfer request. If no optional parameters were associated with the forward transfer request, then this parameter must be coded zero.

cc_opt_offset

Specifies the offset of the optional parameters from the start of the M_PROTO message block.

Valid Modes

This primitive is only valid in NNI mode.

Valid States

This primitive is valid in state CCS_CONNECTED.

New State

The new state is CCS_CONNECTED.

Acknowledgements

The CCS provider should generate one of the following acknowledgements upon receipt of this primitive:

- *Successful*: Successful completion is indicated via the CC_OK_ACK primitive.
- *Non-fatal errors*: Errors are indicated via the CC_ERROR_ACK primitive. The applicable non-fatal errors are defined as follows:

CCOUTSTATE

The primitive was issued from an invalid state.

CCSYSERR

A system error occurred and the UNIX system error is indicated in the primitive.

4.2.5.2 Forward Transfer Indication

CC_FORWXFER_IND

This primitive indicates to the CCS user that the peer CCS user has requested a forward transfer of an established call.

Format

The format of this message is one M_PROTO message block. The structure of the M_PROTO block is as follows:

```
typedef struct CC_forwxfer_ind {
    ulong cc_primitive;           /* always CC_FORWXFER_IND */
    ulong cc_call_ref;           /* call reference */
    ulong cc_opt_length;         /* optional parameter length */
    ulong cc_opt_offset;         /* optional parameter offset */
} CC_forwxfer_ind_t;
```

Parameters

cc_primitive

Indicates the primitive type.

cc_call_ref

Indicates the call reference. The call reference is used by the CCS provider to identify the call.

cc_opt_length

Specifies the length of the optional parameters associated with the forward transfer indication. If no optional parameters were associated with the forward transfer indication, then this parameter must be coded zero.

cc_opt_offset

Specifies the offset of the optional parameters from the start of the M_PROTO message block.

Valid Modes

This primitive is valid in NNI mode only.

Valid States

This primitive is valid in state CCS_CONNECTED.

New State

The new state is CCS_CONNECTED.

4.2.5.3 Call Control Suspend Request

CC_SUSPEND_REQ

This message requests that the CCS provider suspend an established call.

Format

The format of this message is one M_PROTO message block. The structure of the M_PROTO block is as follows:

```
typedef struct CC_suspend_req {
    ulong cc_primitive;           /* always CC_SUSPEND_REQ */
    ulong cc_call_ref;           /* call reference */
    ulong cc_flags;              /* suspend flags */
    ulong cc_opt_length;         /* optional parameter length */
    ulong cc_opt_offset;         /* optional parameter offset */
} CC_suspend_req_t;
```

Parameters

cc_primitive

Specifies the primitive type.

cc_call_ref Specifies the call reference. The call reference is used by the CCS provider to identify the call.

cc_flags Specifies the suspend flags associated with the suspend request. Suspend flags specify whether the request is for a user suspend or a network suspend. Suspend flags are provider and protocol specific (see Addendum).

cc_opt_length

Specifies the length of the optional parameters associated with the suspend request. If no optional parameters were associated with the suspend request, then this parameter must be coded zero.

cc_opt_offset

Specifies the offset of the optional parameters from the start of the M_PROTO message block.

Valid Modes

This primitive is valid in mode UNI (User) and NNI.

Valid States

This primitive is valid in state CCS_CONNECTED.

New State

The new state is CCS_SUSPENDED.

Acknowledgements

The CCS provider should generate one of the following acknowledgements upon receipt of this primitive:

- *Successful*: Successful completion is indicated via the `CC_SUSPEND_CON` primitive.
- *Unsuccessful*: Unsuccessful completion is indicated via the `CC_SUSPEND_REJECT_IND` or `CC_RELEASE_IND` primitive. The cause value in the `CC_SUSPEND_REJECT_IND` or `CC_RELEASE_IND` primitive indicates the cause of failure.
- *Non-fatal errors*: Errors are indicated via the `CC_ERROR_ACK` primitive. The applicable non-fatal errors are defined as follows:

CCOUTSTATE

The primitive was issued from an invalid state.

CCSYSERR

A system error occurred and the UNIX system error is indicated in the primitive.

4.2.5.4 Call Control Suspend Indication

CC_SUSPEND_IND

This message indicates to the CCS user that the peer CCS user has requested the suspension of an established call.

Format

The format of this message is one M_PROTO message block. The structure of the M_PROTO block is as follows:

```
typedef struct CC_suspend_ind {
    ulong cc_primitive;           /* always CC_SUSPEND_IND */
    ulong cc_call_ref;           /* call reference */
    ulong cc_flags;              /* suspend flags */
    ulong cc_opt_length;         /* optional parameter length */
    ulong cc_opt_offset;         /* optional parameter offset */
} CC_suspend_ind_t;
```

Parameters

cc_primitive

Indicates the primitive type.

cc_call_ref Indicates the call reference. The call reference is used by the CCS provider to identify the call.

cc_flags Indicates the options associated with the suspend. Suspend flags are mode and protocol dependent, see the addendum. Indicates the suspend flags associated with the suspend indication. Suspend flags indicate whether the request is for a user suspend or a network suspend. Suspend flags are provider and protocol specific (see Addendum).

cc_opt_length

Specifies the length of the optional parameters associated with the suspend indication. If no optional parameters were associated with the suspend indication, then this parameter must be coded zero.

cc_opt_offset

Specifies the offset of the optional parameters from the start of the M_PROTO message block.

Valid Modes

This primitive is valid in mode UNI (Network) and NNI.

Valid States

This primitive is valid in state CCS_CONNECTED or CCS_SUSPENDED.

New State

The new state is CCS_WRES_SUSIND for UNI and CCS_SUSPENDED for NNI.

4.2.5.5 Call Control Suspend Response

CC_SUSPEND_RES

This message requests that the CCS provider accept a previous suspend indication.

Format

The format of this message is one M_PROTO message block. The structure of the M_PROTO block is as follows:

```
typedef struct CC_suspend_res {
    ulong cc_primitive;           /* always CC_SUSPEND_RES */
    ulong cc_call_ref;           /* call reference */
    ulong cc_opt_length;         /* optional parameter length */
    ulong cc_opt_offset;         /* optional parameter offset */
} CC_suspend_res_t;
```

Parameters

cc_primitive

Specifies the primitive type.

cc_call_ref Specifies the call reference. The call reference is used by the CCS provider to identify the call.

cc_opt_length

Specifies the length of the optional parameters associated with the suspend response. If no optional parameters were associated with the suspend response, then this parameter must be coded zero.

cc_opt_offset

Specifies the offset of the optional parameters from the start of the M_PROTO message block.

Valid Modes

This primitive is valid in mode UNI (Network).

Valid States

This primitive is valid in state CCS_WRES_SUSIND.

New State

The new state is CCS_SUSPENDED.

Acknowledgements

The CCS provider should generate one of the following acknowledgements upon receipt of this primitive:

- *Successful*: Successful completion is indicated via the CC_OK_ACK primitive.
- *Unsuccessful (Non-fatal errors)*: Errors are indicated via the CC_ERROR_ACK primitive. The applicable non-fatal errors are defined as follows:

CCOUTSTATE

The primitive was issued from an invalid state.

CCSYSERR

A system error occurred and the UNIX system error is indicated in the primitive.

4.2.5.6 Call Control Suspend Confirmation

CC_SUSPEND_CON

This message indicates to the CCS user that the CCS provider has confirmed the CCS user request to suspend an established call.

Format

The format of this message is one M_PROTO message block. The structure of the M_PROTO block is as follows:

```
typedef struct CC_suspend_con {
    ulong cc_primitive;           /* always CC_SUSPEND_CON */
    ulong cc_call_ref;           /* call reference */
    ulong cc_opt_length;         /* optional parameter length */
    ulong cc_opt_offset;         /* optional parameter offset */
} CC_suspend_con_t;
```

Parameters

cc_primitive

Indicates the primitive type.

cc_call_ref Indicates the call reference. The call reference is used by the CCS provider to identify the call.

cc_opt_length

Indicates the length of the optional parameters associated with the suspend indication. If no optional parameters were associated with the suspend indication, then this parameter must be coded zero.

cc_opt_offset

Indicates the offset of the optional parameters from the start of the M_PROTO message block.

Valid Modes

This primitive is valid in mode UNI (User).

Valid States

This primitive is valid in state CCS_WCON_SUSREQ.

New State

The new state is CCS_SUSPENDED.

4.2.5.7 Call Control Suspend Reject Request

CC_SUSPEND_REJECT_REQ

This message request that the CCS provider reject a previous suspend indication with the specified cause.

Format

The format of this message is one M_PROTO message block. The structure of the M_PROTO block is as follows:

```
typedef struct CC_suspend_reject_req {
    ulong cc_primitive;           /* always CC_SUSPEND_REJECT_REQ */
    ulong cc_call_ref;           /* call reference */
    ulong cc_cause;              /* cause value */
    ulong cc_opt_length;         /* optional parameter length */
    ulong cc_opt_offset;         /* optional parameter offset */
} CC_suspend_reject_req_t;
```

Parameters

cc_primitive

Specifies the primitive type.

cc_call_ref Specifies the call reference. The call reference is used by the CCS user to identify the call. Its value should be the same as the value returned by the CCS provider in the CC_SETUP_IND or CC_SETUP_CON primitive.

cc_cause Indicates the cause for the rejection. Cause values are provider and protocol specific (see Addendum).

cc_opt_length

Specifies the length of the optional parameters associated with the suspend reject request. If no optional parameters are associated with the suspend reject request, then this parameter must be coded zero.

cc_opt_offset

Specifies the offset of the optional parameters from the start of the M_PROTO message block. If no optional parameter are associated with the suspend reject request, then this parameter must be coded zero.

Valid Modes

This primitive is valid in mode UNI (Network).

Valid States

This primitive is valid in state CCS_WRES_SUSIND.

New State

The new state is CCS_CONNECTED if the call is not still suspended in the opposite direction or another sense (network or user), otherwise the new state remains CCS_SUSPENDED.

Acknowledgements

The CCS provider should generate one of the following acknowledgements upon receipt of this primitive:

- *Successful*: Successful completion is indicated via the CC_OK_ACK primitive.
- *Unsuccessful (Non-fatal errors)*: Errors are indicated via the CC_ERROR_ACK primitive. The applicable non-fatal errors are defined as follows:

CCSYSERR

A system error occurred and the UNIX system error is indicated in the primitive.

CCBADPRIM

The primitive was of an incorrect format (i.e. too small, or an offset it out

CCOUTSTATE

The primitive was issued from an invalid state.

CCBADCLR

The call reference specified in the primitive was incorrect or illegal.

CCBADOPT

The options values as specified in the primitive were in an incorrect format, or they contained illegal information.

CCACCESS

The user did not have proper permissions to request the operation or to use the options specified.

CCNOTSUPP

The specified primitive type is not known to or not supported by the CCS provider.

4.2.5.8 Call Control Suspend Reject Confirmation

CC_SUSPEND_REJECT_IND

This message indicates to the requesting CCS user that a previous suspend request for an established call was rejected and the cause for rejection.

Format

The format of this message is one M_PROTO message block. The structure of the M_PROTO block is as follows:

```
typedef struct CC_suspend_reject_ind {
    ulong cc_primitive;          /* always CC_SUSPEND_REJECT_IND */
    ulong cc_call_ref;           /* call reference */
    ulong cc_cause;              /* cause value */
    ulong cc_opt_length;         /* optional parameter length */
    ulong cc_opt_offset;         /* optional parameter offset */
} CC_suspend_reject_ind_t;
```

Parameters

cc_primitive

Indicates the primitive type.

cc_call_ref Indicates the call reference. The call reference is used by the CCS provider to identify the call.

cc_cause Indicates the cause for the rejection. Cause values are provider and protocol specific (see Addendum).

cc_opt_length

Indicates the length of the optional parameters associated with the suspend reject indication. If no optional parameters are associated with the suspend reject indication, then this parameter must be coded zero.

cc_opt_offset

Indicates the offset of the optional parameters from the start of the M_PROTO message block. If no optional parameter are associated with the suspend reject indication, then this parameter must be coded zero.

Valid Modes

This primitive is valid in mode UNI (User).

Valid States

This primitive is valid in state CCS_WCON_SUSREQ.

New State

The new state is CCS_CONNECTED if the call is not still suspended in the opposite direction or another sense (network or user), otherwise the new state remains CCS_SUSPENDED.

4.2.5.9 Call Control Resume Request

CC_RESUME_REQ

This message requests that the CCS provider resume a previously suspended call.

Format

The format of this message is one M_PROTO message block. The structure of the M_PROTO block is as follows:

```
typedef struct CC_resume_req {
    ulong cc_primitive;           /* always CC_RESUME_REQ */
    ulong cc_call_ref;           /* call reference */
    ulong cc_flags;              /* suspend flags */
    ulong cc_opt_length;         /* optional parameter length */
    ulong cc_opt_offset;         /* optional parameter offset */
} CC_resume_req_t;
```

Parameters

cc_primitive

Specifies the primitive type.

cc_call_ref Specifies the call reference. The call reference is used by the CCS user to identify the call to the CCS provider. The value should be the same as the value indicated by the CCS provider in a previous CC_SETUP_IND or CC_SETUP_CON primitive.

cc_flags Specifies the options associated with the resume. Resume flags are provider and protocol dependent (see Addendum).

cc_opt_length

Specifies the length of the optional parameters associated with the resume request. If no optional parameters are associated with the resume request, then this parameter must be coded zero.

cc_opt_offset

Specifies the offset of the optional parameters from the start of the M_PROTO message block. If no optional parameter are associated with the resume request, then this parameter must be coded zero.

Valid Modes

This primitive is valid in mode UNI (User) and NNI.

Valid States

This primitive is valid in state CCS_SUSPENDED.

New State

The new state is CCS_CONNECTED if the call is not still suspended in the opposite direction or another sense (network or user), otherwise the new state remains CCS_SUSPENDED.

Acknowledgements

The CCS provider should generate one of the following acknowledgements upon receipt of this primitive:

- *Successful*: Successful completion is indicated via the CC_OK_ACK primitive.
- *Unsuccessful (Non-fatal errors)*: Errors are indicated via the CC_ERROR_ACK primitive. The applicable non-fatal errors are defined as follows:

CCSYSERR

A system error occurred and the UNIX system error is indicated in the primitive.

CCBADPRIM

The primitive was of an incorrect format (i.e. too small, or an offset it out

CCOUTSTATE

The primitive was issued from an invalid state.

CCBADCLR

The call reference specified in the primitive was incorrect or illegal.

CCBADOPT

The options values as specified in the primitive were in an incorrect format, or they contained illegal information.

CCACCESS

The user did not have proper permissions to request the operation or to use the options specified.

CCNOTSUPP

The specified primitive type is not known to or not supported by the CCS provider.

4.2.5.10 Call Control Resume Indication

CC_RESUME_IND

This message indicates to the CCS user that the peer CCS user has requested that a previously suspended call be resumed.

Format

The format of this message is one M_PROTO message block. The structure of the M_PROTO block is as follows:

```
typedef struct CC_resume_ind {
    ulong cc_primitive;           /* always CC_RESUME_IND */
    ulong cc_call_ref;           /* call reference */
    ulong cc_flags;              /* suspend flags */
    ulong cc_opt_length;         /* optional parameter length */
    ulong cc_opt_offset;         /* optional parameter offset */
} CC_resume_ind_t;
```

Parameters

cc_primitive

Indicates the primitive type.

cc_call_ref Indicates the call reference. The call reference is used by the CCS provider to identify the call.

cc_flags Indicates the options associated with the resume. Resume flags are mode and protocol dependent, see the addendum.

cc_opt_length

Indicates the length of the optional parameters associated with the resume indication. If no optional parameters are associated with the resume indication, then this parameter must be coded zero.

cc_opt_offset

Indicates the offset of the optional parameters from the start of the M_PROTO message block. If no optional parameter are associated with the resume indication, then this parameter must be coded zero.

Valid Modes

This primitive is valid in mode UNI (Network) and NNI.

Valid States

This primitive is valid in state CCS_SUSPENDED.

New State

The new state is CCS_CONNECTED if the call is not still suspended in the opposite direction or in another sense (network or user), otherwise the new state remains CCS_SUSPENDED.

4.2.5.11 Call Control Resume Response

CC_RESUME_RES

This message requests that the CCS provider accept a previous request to resume a suspended call.

Format

The format of this message is one M_PROTO message block. The structure of the M_PROTO block is as follows:

```
typedef struct CC_resume_res {
    ulong cc_primitive;           /* always CC_RESUME_RES */
    ulong cc_call_ref;           /* call reference */
    ulong cc_opt_length;         /* optional parameter length */
    ulong cc_opt_offset;         /* optional parameter offset */
} CC_resume_res_t;
```

Parameters

cc_primitive

Specifies the primitive type.

cc_call_ref Specifies the call reference. The call reference is used by the CCS user to identify the call to the CCS provider. Its value should be the same as the value indicated by a previous CC_SETUP_IND or CC_SETUP_CON primitive for the call.

cc_opt_length

Specifies the length of the optional parameters associated with the resume response. If no optional parameters are associated with the resume response, then this parameter must be coded zero.

cc_opt_offset

Specifies the offset of the optional parameters from the start of the M_PROTO message block. If no optional parameter are associated with the resume response, then this parameter must be coded zero.

Valid Modes

This primitive is valid in mode UNI (Network) and for compatibility in NNI mode.

Valid States

This primitive is valid in state CCS_WRES_SUSIND.

For compatibility with UNI, NNI should ignore, yet positively acknowledge, this primitive if received in the CCS_CONNECTED or CCS_SUSPENDED states where the call is not suspended in the sense confirmed.

New State

The new state is CCS_CONNECTED if the call is not still suspended in the opposite direction or another sense (network or user), otherwise the new state remains CCS_SUSPENDED.

Acknowledgements

The CCS provider should generate one of the following acknowledgements upon receipt of this primitive:

- *Successful*: Successful completion is indicated via the CC_OK_ACK primitive.
- *Unsuccessful (Non-fatal errors)*: Errors are indicated via the CC_ERROR_ACK primitive. The applicable non-fatal errors are defined as follows:

CCSYSERR

A system error occurred and the UNIX system error is indicated in the primitive.

CCBADPRIM

The primitive was of an incorrect format (i.e. too small, or an offset it out

CCOUTSTATE

The primitive was issued from an invalid state.

CCBADCLR

The call reference specified in the primitive was incorrect or illegal.

CCBADOPT

The options values as specified in the primitive were in an incorrect format, or they contained illegal information.

CCACCESS

The user did not have proper permissions to request the operation or to use the options specified.

CCNOTSUPP

The specified primitive type is not known to or not supported by the CCS provider.

4.2.5.12 Call Control Resume Confirmation

CC_RESUME_CON

This message indicates to the requesting CCS user that a previous request to resume a suspended call has been confirmed.

Format

The format of this message is one M_PROTO message block. The structure of the M_PROTO block is as follows:

```
typedef struct CC_resume_con {
    ulong cc_primitive;           /* always CC_RESUME_CON */
    ulong cc_call_ref;           /* call reference */
    ulong cc_opt_length;         /* optional parameter length */
    ulong cc_opt_offset;         /* optional parameter offset */
} CC_resume_con_t;
```

Parameters

cc_primitive

Indicates the primitive type.

cc_call_ref Indicates the call reference. The call reference is used by the CCS provider to identify the call.

cc_opt_length

Indicates the length of the optional parameters associated with the resume confirmation. If no optional parameters are associated with the resume confirmation, then this parameter must be coded zero.

cc_opt_offset

Indicates the offset of the optional parameters from the start of the M_PROTO message block. If no optional parameter are associated with the resume confirmation, then this parameter must be coded zero.

Valid Modes

This primitive is valid in mode UNI (User).

Valid States

This primitive is valid in state CCS_WCON_SUSREQ.

New State

The new state is CCS_CONNECTED if the call is not still suspended in the opposite direction or another sense (network or user), otherwise the new state remains CCS_SUSPENDED.

4.2.5.13 Call Control Resume Reject Request

CC_RESUME_REJECT_REQ

This message requests that the CCS provider reject a previous request to resume a suspended call with the specified cause.

Format

The format of this message is one M_PROTO message block. The structure of the M_PROTO block is as follows:

```
typedef struct CC_resume_reject_req {
    ulong cc_primitive;          /* always CC_RESUME_REJECT_REQ */
    ulong cc_call_ref;           /* call reference */
    ulong cc_cause;              /* cause value */
    ulong cc_opt_length;         /* optional parameter length */
    ulong cc_opt_offset;         /* optional parameter offset */
} CC_resume_reject_req_t;
```

Parameters

cc_primitive

Specifies the primitive type.

cc_call_ref Specifies the call reference. The call reference is used by the CCS user to identify the call to the CCS provider. Its value should be the same as the value indicated in a previous CC_SETUP_IND or CC_SETUP_CON primitive by the CCS provider for the call.

cc_cause Indicates the cause for the rejection. Cause values are provider and protocol specific (see Addendum).

cc_opt_length

Specifies the length of the optional parameters associated with the resume reject request. If no optional parameters are associated with the resume reject request, then this parameter must be coded zero.

cc_opt_offset

Specifies the offset of the optional parameters from the start of the M_PROTO message block. If no optional parameters are associated with the resume reject request, then this parameter must be coded zero.

Valid Modes

This primitive is valid in mode UNI (Network).

Valid States

This primitive is valid in state CCS_WRES_SUSIND.

New State

The new state is CCS_SUSPENDED.

Acknowledgements

The CCS provider should generate one of the following acknowledgements upon receipt of this primitive:

- *Successful*: Successful completion is indicated via the CC_OK_ACK primitive.
- *Unsuccessful (Non-fatal errors)*: Errors are indicated via the CC_ERROR_ACK primitive. The applicable non-fatal errors are defined as follows:

CCSYSERR

A system error occurred and the UNIX system error is indicated in the primitive.

CCBADPRIM

The primitive was of an incorrect format (i.e. too small, or an offset it out

CCOUTSTATE

The primitive was issued from an invalid state.

CCBADCLR

The call reference specified in the primitive was incorrect or illegal.

CCBADOPT

The options values as specified in the primitive were in an incorrect format, or they contained illegal information.

CCACCESS

The user did not have proper permissions to request the operation or to use the options specified.

CCNOTSUPP

The specified primitive type is not known to or not supported by the CCS provider.

4.2.5.14 Call Control Resume Reject Indication

CC_RESUME_REJECT_IND

This message indicates to the requesting CCS user that a previous request to resume a suspended call has been rejected and the cause for rejection.

Format

The format of this message is one M_PROTO message block. The structure of the M_PROTO block is as follows:

```
typedef struct CC_resume_reject_ind {
    ulong cc_primitive;          /* always CC_RESUME_REJECT_IND */
    ulong cc_call_ref;           /* call reference */
    ulong cc_cause;              /* cause value */
    ulong cc_opt_length;         /* optional parameter length */
    ulong cc_opt_offset;         /* optional parameter offset */
} CC_resume_reject_ind_t;
```

Parameters

cc_primitive

Indicates the primitive type.

cc_call_ref Indicates the call reference. The call reference is used by the CCS provider to identify the call.

cc_cause Indicates the cause for the rejection. Cause values are provider and protocol specific (see Addendum).

cc_opt_length

Indicates the length of the optional parameters associated with the resume reject indication. If no optional parameters are associated with the resume reject indication, then this parameter must be coded zero.

cc_opt_offset

Indicates the offset of the optional parameters from the start of the M_PROTO message block. If no optional parameters are associated with the resume reject indication, then this parameter must be coded zero.

Valid Modes

This primitive is valid in mode UNI (User).

Valid States

This primitive is valid in state CCS_WCON_SUSREQ.

New State

The new state is CCS_SUSPENDED.

4.2.6 Call Termination Phase

The following call control service primitives pertain to the Termination phase of a call.

4.2.6.1 Call Control Reject Request

CC_REJECT_REQ

This message is used to reject a call before any request for more information, or request for indication of proceeding, alerting, progress, or in-band information has been attempted. The message also includes the cause of the rejection.

Format

The format of this message is one M_PROTO message block. The structure of the M_PROTO block is as follows:

```
typedef struct CC_reject_req {
    ulong cc_primitive;           /* always CC_REJECT_REQ */
    ulong cc_call_ref;           /* call reference */
    ulong cc_cause;              /* cause value */
    ulong cc_opt_length;         /* optional parameter length */
    ulong cc_opt_offset;         /* optional parameter offset */
} CC_reject_req_t;
```

Parameters

cc_primitive

Specifies the primitive type.

cc_call_ref Specifies the call reference of the CC_SETUP_IND when the CC_REJECT_REQ primitive is used in response to the CC_SETUP_IND on a listening stream. Otherwise, this parameter is coded zero and is ignored by the CCS provider.

cc_cause Specifies the cause for the rejection. Cause values are provider and protocol specific (see Addendum).

cc_opt_length

Specifies the length of the optional parameters associated with the reject request. If no optional parameters are associated with the reject request, then this parameter must be coded zero.

cc_opt_offset

Specifies the offset of the optional parameters from the start of the M_PROTO message block. If no optional parameters are associated with the reject request, then this parameter must be coded zero.

Valid Modes

This primitive is only valid in the UNI mode (User or Network). (NNI users should use the CC_RELEASE_REQ primitive in the same situation.)

Valid State

This primitive is valid in state CCS_WRES_SIND.

New State

The new state is CCS_IDLE.

Acknowledgements

The CCS provider should generate one of the following acknowledgements upon receipt of this primitive:

- *Successful*: Successful completion is indicated via the CC_OK_ACK primitive.
- *Unsuccessful (Non-fatal errors)*: Errors are indicated via the CC_ERROR_ACK primitive. The applicable non-fatal errors are defined as follows:

CCSYSERR

A system error occurred and the UNIX system error is indicated in the primitive.

CCBADPRIM

The primitive was of an incorrect format (i.e. too small, or an offset it out

CCOUTSTATE

The primitive was issued from an invalid state.

CCBADCLR

The call reference specified in the primitive was incorrect or illegal.

CCBADOPT

The options values as specified in the primitive were in an incorrect format, or they contained illegal information.

CCACCESS

The user did not have proper permissions to request the operation or to use the options specified.

CCNOTSUPP

The specified primitive type is not known to or not supported by the CCS provider.

4.2.6.2 Call Control Reject Indication

CC_REJECT_IND

This message indicates to the CCS user that a previous setup request has been rejected by the peer CCS user and indicates the cause of the rejection.

Format

The format of this message is one M_PROTO message block. The structure of the M_PROTO block is as follows:

```
typedef struct CC_reject_ind {
    ulong cc_primitive;           /* always CC_REJECT_IND */
    ulong cc_user_ref;           /* user call reference */
    ulong cc_cause;              /* cause value */
    ulong cc_opt_length;         /* optional parameter length */
    ulong cc_opt_offset;         /* optional parameter offset */
} CC_reject_ind_t;
```

Parameters

cc_primitive

Indicates the primitive type.

cc_user_ref

Indicates the CCS user reference of the associated CC_SETUP_REQ primitive that was rejected.

cc_cause Indicates the cause for the rejection. Cause values are provider and protocol specific (see Addendum).

cc_opt_length

Indicates the length of the optional parameters associated with the reject indication. If no optional parameters are associated with the reject indication, then this parameter must be coded zero.

cc_opt_offset

Indicates the offset of the optional parameters from the start of the M_PROTO message block. If no optional parameters are associated with the reject indication, then this parameter must be coded zero.

Valid Modes

This primitive is only valid in the UNI mode (User or Network).

Valid State

This primitive is valid in state CCS_WCON_SREQ.

New State

The new state is CCS_IDLE.

4.2.6.3 Call Control Call Failure Indication

CC_CALL_FAILURE_IND

This primitive indicates to the CCS user that the call on the selected address (circuit, circuit group) has failed.

Format

The format of this message is one M_PROTO message block. The structure of the M_PROTO block is as follows:

```
typedef struct CC_call_failure_ind {
    ulong cc_primitive;          /* always CC_CALL_FAILURE_IND */
    ulong cc_call_ref;           /* call reference */
    ulong cc_reason;             /* reason for failure */
    ulong cc_cause;              /* cause to use in release */
} CC_call_failure_ind_t;
```

Parameters

cc_primitive

Indicates the primitive type.

cc_call_ref Indicates the call reference. The call reference is used by the CCS provider to identify the call.

cc_reason Indicates the reason for the failure. Reasons are provider and protocol specific (see Addendum).

cc_cause Indicates the cause value for the failure. Cause values are provider and protocol specific (see Addendum).

cc_opt_length

Indicates the length of the optional parameters associated with the call failure indication. If no optional parameters are associated with the call failure indication, then this parameter must be coded zero.

cc_opt_offset

Indicates the offset of the optional parameters from the start of the M_PROTO message block. If no optional parameters are associated with the call failure indication, then this parameter must be coded zero.

Valid Modes

This primitive is valid in NNI mode only.

Valid States

This primitive is valid in any state other than CCS_IDLE, CCS_WIND_MORE, CCS_WREQ_INFO, CCS_WCON_SREQ, and CCS_WIND_PROCEED. In the aforementioned states (other than CCS_IDLE), a CC_CALL_REATTEMPT_IND should be issued instead.

New State

The new state is CCS_IDLE.

4.2.6.4 Call Control Disconnect Request

CC_DISCONNECT_REQ

This primitive request that the CCS provider indicate to the calling CCS user that in-band information may now be available in the voice channel reflecting the specified cause. The CC_DISCONNECT_REQ primitive is an invitation to the remote CCS user to release the call channel.

Format

The format of this message is one M_PROTO message block. The structure of the M_PROTO block is as follows:

```
typedef struct CC_disconnect_req {
    ulong cc_primitive;           /* always CC_DISCONNECT_REQ */
    ulong cc_call_ref;           /* call reference */
    ulong cc_cause;              /* cause value */
    ulong cc_opt_length;         /* optional parameter length */
    ulong cc_opt_offset;         /* optional parameter offset */
} CC_disconnect_req_t;
```

Parameters

cc_primitive

Indicates the primitive type.

cc_call_ref Indicates the call reference of the CC_DISCONNECT_REQ message. It is used by the CCS provider to associated the CC_DISCONNECT_REQ message with an outstanding CC_SETUP_IND message. An invalid call reference should result in error with the error type CCBADCLR.

cc_cause Indicates the cause value for the disconnect.

cc_opt_length

Indicates the length of the optional parameters associated with the disconnect request. If no optional parameters are associated with the disconnect request, then this parameter must be coded zero.

cc_opt_offset

Indicates the offset of the optional parameters from the start of the M_PROTO message block.

Valid Modes

This primitive is valid only in UNI (Network or User) mode.

Valid States

This primitive is valid in states CCS_WREQ_MORE, CCS_WREQ_PROCEED, CCS_WREQ_ALERTING and CCS_WREQ_PROGRESS.

New State

The new state is CCS_WREQ_CONNECT.

Acknowledgements

The CCS provider should generate one of the following acknowledgements upon receipt of this primitive:

- *Successful*: Successful completion is indicated via the CC_OK_ACK primitive.
- *Unsuccessful (Non-fatal errors)*: Errors are indicated via the CC_ERROR_ACK primitive. The applicable non-fatal errors are defined as follows:

CCSYSERR

A system error occurred and the UNIX system error is indicated in the primitive.

CCBADPRIM

The primitive was of an incorrect format (i.e. too small, or an offset it out

CCOUTSTATE

The primitive was issued from an invalid state.

CCBADCLR

The call reference specified in the primitive was incorrect or illegal.

CCBADOPT

The options values as specified in the primitive were in an incorrect format, or they contained illegal information.

CCACCESS

The user did not have proper permissions to request the operation or to use the options specified.

CCNOTSUPP

The specified primitive type is not known to or not supported by the CCS provider.

4.2.6.5 Call Control Disconnect Indication

CC_DISCONNECT_IND

This primitive indicates to the calling CCS user that there is in-band information now available in the voice channel.

Format

The format of this message is one M_PROTO message block. The structure of the M_PROTO block is as follows:

```
typedef struct CC_disconnect_ind {
    ulong cc_primitive;           /* always CC_DISCONNECT_IND */
    ulong cc_call_ref;           /* call reference */
    ulong cc_cause;              /* cause value */
    ulong cc_opt_length;         /* optional parameter length */
    ulong cc_opt_offset;         /* optional parameter offset */
} CC_disconnect_ind_t;
```

Parameters

cc_primitive

Indicates the primitive type.

cc_call_ref Indicates the call reference. The call reference is used by the CCS provider to identify the call.

cc_cause Indicates the cause value for the disconnect.

cc_opt_length

Indicates the length of the optional parameters associated with the in-band information request. If no optional parameters are associated with the in band information request, then this parameter must be coded zero.

cc_opt_offset

Indicates the offset of the optional parameters from the start of the M_PROTO message block.

Valid States

This primitive is valid in states CCS_WIND_MORE, CCS_WREQ_INFO, CCS_WIND_PROCEED, CCS_WIND_ALERTING, CCS_WIND_PROGRESS and CCS_WIND_CONNECT.

New State

The new state is CCS_WIND_CONNECT

4.2.6.6 Call Control Release Request

CC_RELEASE_REQ

This primitive request that the CCS provider release the call and provide the specified cause value to the remote CCS user.

Format

The format of this message is one M_PROTO message block. The structure of the M_PROTO block is as follows:

```
typedef struct CC_release_req {
    ulong cc_primitive;           /* always CC_RELEASE_REQ */
    ulong cc_user_ref;            /* user call reference */
    ulong cc_call_ref;           /* call reference */
    ulong cc_cause;               /* cause value */
    ulong cc_opt_length;          /* optional parameter length */
    ulong cc_opt_offset;          /* optional parameter offset */
} CC_release_req_t;
```

Parameters

cc_primitive

Specifies the primitive type.

cc_user_ref

Specifies the user call reference of the CC_SETUP_REQ when the CC_RELEASE_REQ primitive is used in response to the CC_SETUP_REQ and before a CC_SETUP_CON is issued. Otherwise, this parameter is coded zero and is ignored by the CCS provider.

cc_call_ref Specifies the call reference of the CC_SETUP_IND when the CC_RELEASE_REQ primitive is used in response to the CC_SETUP_IND on a listening stream. Otherwise, this parameter is coded zero and is ignored by the CCS provider.

cc_cause Specifies the cause of the release. Cause values are CCS provider and protocol specific. See the addendum for protocol specific values.

cc_opt_length

Specifies the length of the optional parameters associated with the release request. If no optional parameters are associated with the release request, then this parameter must be coded zero.

cc_opt_offset

Specifies the offset of the optional parameters from the start of the M_PROTO message block.

Valid Modes

This primitive is valid in UNI (User or Network) and NNI modes.

Valid States

This primitive is valid from any call state other than CCS_IDLE and CCS_WCON_RELREQ.

New State

If the current state is CCS_WRES_RELIND, the new state is CCS_IDLE. If the current state is other than CCS_WRES_RELIND, the new state is CCS_WCON_RELREQ.

Acknowledgements

The CCS provider should generate one of the following acknowledgements upon receipt of this primitive:

- *Successful*: Successful completion is indicated via the CC_RELEASE_IND or CC_RELEASE_CON primitives.
- *Unsuccessful (Non-fatal errors)*: Errors are indicated via the CC_ERROR_ACK primitive. The applicable non-fatal errors are defined as follows:

CCSYSERR

A system error occurred and the UNIX system error is indicated in the primitive.

CCBADPRIM

The primitive was of an incorrect format (i.e. too small, or an offset it out

CCOUTSTATE

The primitive was issued from an invalid state.

CCBADCLR

The call reference specified in the primitive was incorrect or illegal.

CCBADOPT

The options values as specified in the primitive were in an incorrect format, or they contained illegal information.

CCACCESS

The user did not have proper permissions to request the operation or to use the options specified.

CCNOTSUPP

The specified primitive type is not known to or not supported by the CCS provider.

4.2.6.7 Call Control Release Indication

CC_RELEASE_IND

This primitive indicates that the remote CCS user or CCS provider has released the call with the specified cause value.

Format

The format of this message is one M_PROTO message block. The structure of the M_PROTO block is as follows:

```
typedef struct CC_release_ind {
    ulong cc_primitive;           /* always CC_RELEASE_IND */
    ulong cc_user_ref;           /* user call reference */
    ulong cc_call_ref;           /* call reference */
    ulong cc_cause;              /* cause value */
    ulong cc_opt_length;         /* optional parameter length */
    ulong cc_opt_offset;         /* optional parameter offset */
} CC_release_ind_t;
```

Parameters

cc_primitive

Indicates the primitive type.

cc_user_ref

Indicates the user call reference of the CC_SETUP_REQ when the CC_RELEASE_IND primitive is used in response to the CC_SETUP_REQ and before a CC_SETUP_CON is issued. Otherwise, this parameter is coded zero and is ignored by the CCS provider.

cc_call_ref Indicates the call reference of the CC_SETUP_IND when the CC_RELEASE_IND primitive is used in response to the CC_SETUP_IND on a listening stream. Otherwise, this parameter is coded zero and is ignored by the CCS provider.

cc_cause Indicates the cause of the release. Cause values are CCS provider and protocol specific. See the addendum for protocol specific values.

cc_opt_length

Indicates the length of the optional parameters associated with the release indication. If no optional parameters are associated with the release indication, then this parameter must be coded zero.

cc_opt_offset

Indicates the offset of the optional parameters from the start of the M_PROTO message block.

Valid Modes

This primitive is valid in UNI (User or Network) and NNI modes.

Valid States

This primitive is valid in any setup or established call state other than CCS_IDLE and CCS_WRES_RELIND.

New State

If the current state is CCS_WCON_RELREQ, the new state is CCS_IDLE. If the current state is other than CCS_WCON_RELREQ, then new state is CCS_WRES_RELIND.

4.2.6.8 Call Control Release Response

CC_RELEASE_RES

This primitive indicates to the CCS provider that the release of the associated circuit is complete.

Format

The format of this message is one M_PROTO message block. The structure of the M_PROTO block is as follows:

```
typedef struct CC_release_res {
    ulong cc_primitive;           /* always CC_RELEASE_RES */
    ulong cc_user_ref;           /* user call reference */
    ulong cc_call_ref;           /* call reference */
    ulong cc_opt_length;         /* optional parameter length */
    ulong cc_opt_offset;         /* optional parameter offset */
} CC_release_res_t;
```

Parameters

cc_primitive

Specifies the primitive type.

cc_user_ref

Specifies the user call reference of the CC_SETUP_REQ when the CC_RELEASE_REQ primitive is used in response to the CC_SETUP_REQ and before a CC_SETUP_CON is issued. Otherwise, this parameter is coded zero and is ignored by the CCS provider.

cc_call_ref Specifies the call reference of the CC_SETUP_IND when the CC_RELEASE_REQ primitive is used in response to the CC_SETUP_IND on a listening stream. Otherwise, this parameter is coded zero and is ignored by the CCS provider.

cc_opt_length

Specifies the length of the optional parameters associated with the release response. If no optional parameters are associated with the release response, then this parameter must be coded zero.

cc_opt_offset

Specifies the offset of the optional parameters from the start of the M_PROTO message block.

Valid Modes

This primitive is valid in UNI (User or Network) and NNI modes.

Valid States

This primitive is valid in state CCS_WRES_RELIND.

New State

The new state is CCS_IDLE.

Acknowledgements

The CCS provider should generate one of the following acknowledgements upon receipt of this primitive:

- *Successful*: Successful completion is indicated via the CC_OK_ACK primitive.
- *Unsuccessful (Non-fatal errors)*: Errors are indicated via the CC_ERROR_ACK primitive. The applicable non-fatal errors are defined as follows:

CCOUTSTATE

The primitive was issued from an invalid state.

CCSYSERR

A system error occurred and the UNIX system error is indicated in the primitive.

4.2.6.9 Call Control Release Confirmation

CC_RELEASE_CON

This primitive indicates to the releasing CCS user that the release of the associated circuit is complete.

Format

The format of this message is one M_PROTO message block. The structure of the M_PROTO block is as follows:

```
typedef struct CC_release_con {
    ulong cc_primitive;           /* always CC_RELEASE_CON */
    ulong cc_user_ref;           /* user call reference */
    ulong cc_call_ref;           /* call reference */
    ulong cc_opt_length;         /* optional parameter length */
    ulong cc_opt_offset;         /* optional parameter offset */
} CC_release_con_t;
```

Parameters

cc_primitive

Indicates the primitive type.

cc_user_ref

Indicates the user call reference of the CC_SETUP_REQ when the CC_RELEASE_IND primitive is used in response to the CC_SETUP_REQ and before a CC_SETUP_CON is issued. Otherwise, this parameter is coded zero and is ignored by the CCS provider.

cc_call_ref Indicates the call reference of the CC_SETUP_IND when the CC_RELEASE_IND primitive is used in response to the CC_SETUP_IND on a listening stream. Otherwise, this parameter is coded zero and is ignored by the CCS provider.

cc_opt_length

Indicates the length of the optional parameters associated with the release confirmation. If no optional parameters are associated with the release confirmation, then this parameter must be coded zero.

cc_opt_offset

Indicates the offset of the optional parameters from the start of the M_PROTO message block.

Valid Modes

This primitive is valid in UNI (User or Network) and NNI modes.

Valid States

This primitive is valid in state CCS_WCON_RELREQ.

New State

The new state is CCS_IDLE.

4.3 Management Primitive Formats and Rules

This section describes the format of the UNI (Network and User) and NNI management primitives and rules associated with these primitives.

4.3.1 Interface Management Primitives

4.3.1.1 Interface Management Restart Request

CC_RESTART_REQ

This primitive request the CCS provider to restart all the call control addresses (signalling interface and channels) for the specified UNI interface.

Format

The format of this message is one M_PROTO message block. The structure of the M_PROTO block is as follows:

```
typedef struct CC_restart_req {
    ulong cc_primitive;           /* always CC_RESTART_REQ */
    ulong cc_flags;               /* restart flags */
    ulong cc_addr_length;        /* address length */
    ulong cc_addr_offset;        /* address offset */
} CC_restart_req_t;
```

Parameters

cc_primitive

Indicates the primitive type.

cc_flags

Specifies options flags for the operation. (See "Flags" below.)

cc_addr_length

Indicates the length of the call control address (signalling interface and circuit identifiers) upon which a restart was requested. The semantics of the values in the CC_RESET_REQ is identical to the values in the CC_BIND_REQ.

cc_addr_offset

Indicates the offset of the reporting address from the beginning of the M_PROTO message block.

Flags

The options flags are protocol and provider-specific. For additional information, see the Addendum.

4.3.1.2 Interface Management Restart Confirmation

CC_RESTART_CON

This primitive confirms to the requesting CCS user that the restart of the requested call control addresses (signalling interface and channels) for the specified UNI interface is complete.

Format

The format of this message is one M_PROTO message block. The structure of the M_PROTO block is as follows:

```
typedef struct CC_restart_ind {
    ulong cc_primitive;           /* always CC_RESTART_IND */
    ulong cc_flags;               /* restart flags */
    ulong cc_addr_length;        /* address length */
    ulong cc_addr_offset;        /* address offset */
} CC_restart_ind_t;
```

Parameters

cc_primitive

Indicates the primitive type.

cc_flags

Specifies options flags for the operation. (See "Flags" below.)

cc_addr_length

Indicates the length of the call control address (signalling interface and circuit identifiers) upon which a restart was requested. The semantics of the values in the CC_RESET_REQ is identical to the values in the CC_BIND_REQ.

cc_addr_offset

Indicates the offset of the reporting address from the beginning of the M_PROTO message block.

Flags

The options flags are protocol and provider-specific. For additional information, see the Addendum.

4.3.2 Circuit Management Primitives

4.3.2.1 Circuit Management Reset Request

CC_RESET_REQ

This primitive requests that the CCS provider reset the specified call control address(es) (signalling interface and circuit identifiers) with the CCS user peer. For the NNI this primitive supports both the Circuit Reset Service as well as the Circuit Group Reset Service.

Format

The format of this message is one M_PROTO message block. The structure of the M_PROTO block is as follows:

```
typedef struct CC_reset_req {
    ulong cc_primitive;           /* always CC_RESET_REQ */
    ulong cc_flags;              /* reset flags */
    ulong cc_addr_length;        /* address length */
    ulong cc_addr_offset;        /* address offset */
} CC_reset_req_t;
```

Parameters

cc_primitive

Indicates the primitive type.

cc_flags

Specifies options flags for the operation. (See "Flags" below.)

cc_addr_length

Indicates the length of the call control address (signalling interface and circuit identifiers) upon which a reset is requested. The semantics of the values in the CC_RESET_REQ is identical to the values in the CC_BIND_REQ.

cc_addr_offset

Indicates the offset of the reporting address from the beginning of the M_PROTO message block.

Flags

The options flags are protocol and provider-specific. For additional information, see the Addendum.

Rules

The following rules apply to the reset of call control addresses (signalling interface and circuit identifiers):

- The call control address must contain a signalling interface identifier and one or more circuit identifiers.
- The signalling interface identifier must identify an NNI signalling interface.
- When the call control address contains one circuit identifier, a non-group reset will be performed.

- When the call control address contains more than one circuit identifier, the CCS provider may either issue individual circuit resets, or may issue one or more group circuit resets.

Valid Modes

This primitive is only valid for call control address(es) in the NNI mode.

Valid States

This primitive is valid in state CCS_IDLE for the requested address(es).

New State

The new state is CCS_WCON_RESREQ for the specified address(es).

Acknowledgements

The CCS provider should generate one of the following acknowledgements upon receipt of this primitive:

- *Successful*: Successful completion is indicated via the CC_RESET_CON primitive.
- *Unsuccessful (Non-fatal errors)*: Errors are indicated via the CC_ERROR_ACK primitive. The applicable non-fatal errors are defined as follows:

CCACCESS

The user did not have sufficient permission to perform the operation on the specified call control addresses.

CCNOADDR

The call control address was not provided (cc_addr_length coded zero).

CCBADADDR

The call control address(es) contained in the primitive were poorly formatted or contained invalid information.

CCNOTSUPP

The primitive is not supported for the UNI interface and a UNI signalling interface identifier was provided in the call control address.

CCOUTSTATE

The primitive was issued from an invalid state for the requested address(es).

CCSYSERR

A system error occurred and the UNIX system error is indicated in the primitive.

4.3.2.2 Circuit Management Reset Indication

CC_RESET_IND

This primitive indicates that the peer CCS user has requested that the specified call control address(es) (signalling interface and circuit identifiers) be reset.

Format

The format of this message is one M_PROTO message block. The structure of the M_PROTO block is as follows:

```
typedef struct CC_reset_ind {
    ulong cc_primitive;           /* always CC_RESET_IND */
    ulong cc_flags;              /* reset flags */
    ulong cc_addr_length;        /* address length */
    ulong cc_addr_offset;        /* address offset */
} CC_reset_ind_t;
```

Parameters

cc_primitive

Indicates the primitive type.

cc_flags

Specifies options flags for the operation. (See "Flags" below.)

cc_addr_length

Indicates the length of the call control address(es) (signalling interface and circuit identifiers) that the peer CCS user has requested be reset.

cc_addr_offset

Indicates the offset of the call control address(es) (signalling interface and circuit identifiers) from the beginning of the M_PROTO message block.

Flags

The options flags are protocol and provider-specific. For additional information, see the Addendum.

Valid Modes

This primitive will not be issued for call control addresses in modes other than NNI mode.

Valid States

This primitive will only be issued for call control addresses for which no reset indication (CCS_IDLE) is already pending.

New State

The new state is CCS_WRES_RESIND.

4.3.2.3 Circuit Management Reset Response

CC_RESET_RES

This primitive request the CCS provider to complete the reset operation for the specified call control address(es) (signalling interface and circuit identifiers) which was previously indicated with a CC_RESET_IND.

Format

The format of this message is one M_PROTO message block. The structure of the M_PROTO block is as follows:

```
typedef struct CC_reset_res {
    ulong cc_primitive;           /* always CC_RESET_RES */
    ulong cc_flags;               /* reset flags */
    ulong cc_addr_length;         /* address length */
    ulong cc_addr_offset;         /* address offset */
} CC_reset_res_t;
```

Parameters

cc_primitive

Indicates the primitive type.

cc_flags

Indicates options flags for the operation. (See "Flags" below.)

cc_addr_length

Indicates the length of the call control address(es) (signalling interface and circuit identifiers) upon which the CCS user has accepted a reset.

cc_addr_offset

Indicates the offset of the call control address(es) (signalling interface and circuit identifiers) from the beginning of the M_PROTO message block.

Flags

The options flags are protocol and provider-specific. For additional information, see the Addendum.

Rules

The following rules apply to the reset of call control addresses (signalling interface and circuit identifiers):

- The set of addresses specified must be a non-empty subset of the addresses which were specified in the indication primitive to which this primitive is responding.
- Only once the primitive is successfully accepted by the CCS provider should the CCS provider take any actions whatsoever with regard to reset.
- Call control addresses included in the call control address list which are not equipped may be ignored by the CCS provider.

Valid States

This primitive is valid in state CCS_WRES_RESIND for the specified address(es).

New State

The new state is `CCS_WACK_RESRES` for the specified address(es).

Acknowledgements

The CCS provider should generate one of the following acknowledgements upon receipt of this primitive:

- *Successful*: Successful completion is indicated via the `CC_OK_ACK` primitive.
- *Unsuccessful (Non-fatal errors)*: Errors are indicated via the `CC_ERROR_ACK` primitive. The applicable non-fatal errors are defined as follows:

CCACCESS

The user did not have sufficient permission to perform the operation on the specified call control addresses.

CCNOADDR

The call control address was not provided (`cc_addr_length` coded zero).

CCBADADDR

The call control address(es) contained in the primitive were poorly formatted or contained invalid information.

CCNOTSUPP

The primitive is not supported for the UNI interface and a UNI signalling interface identifier was provided in the call control address.

CCOUTSTATE

The primitive was issued from an invalid state.

CCSYSERR

A system error occurred and the UNIX system error is indicated in the primitive.

4.3.2.4 Circuit Management Reset Confirmation

CC_RESET_CON

This primitive confirms to the requesting CCS user that the specified call control address(es) (signalling interface and circuit identifiers) have been successfully confirmed reset to the peer CCS user.

Format

The format of this message is one M_PROTO message block. The structure of the M_PROTO block is as follows:

```
typedef struct CC_reset_con {
    ulong cc_primitive;           /* always CC_RESET_CON */
    ulong cc_flags;              /* reset flags */
    ulong cc_addr_length;        /* address length */
    ulong cc_addr_offset;        /* address offset */
} CC_reset_con_t;
```

Parameters

cc_primitive

Indicates the primitive type.

cc_flags

Specifies options flags for the operation. (See "Flags" below.)

cc_addr_length

Indicates the length of the call control address(es) (signalling interface and circuit identifiers) upon which the CCS provider has confirmed a reset.

cc_addr_offset

Indicates the offset of the call control address(es) (signalling interface and circuit identifiers) from the beginning of the M_PROTO message block.

Flags

The options flags are protocol and provider-specific. For additional information, see the Addendum.

Valid Modes

This primitive will only be issued by the CCS provider for call control addresses in the NNI mode.

Valid States

This primitive is valid in state CCS_WCON_RESREQ for the specified addresses.

New State

The new state is CCS_IDLE for the specified addresses.

4.3.2.5 Circuit Management Blocking Request

CC_BLOCKING_REQ

This primitive request that the CCS provider locally block the specified call control address(es) (signalling interface and circuit or circuit group) with the peer CCS user. For the NNI, this primitive supports both the Circuit Blocking Service as well as the Circuit Group Blocking Service.

Format

The format of this message is one M_PROTO message block. The structure of the M_PROTO block is as follows:

```
typedef struct CC_blocking_req {
    ulong cc_primitive;           /* always CC_BLOCKING_REQ */
    ulong cc_flags;               /* blocking flags */
    ulong cc_addr_length;        /* address length */
    ulong cc_addr_offset;        /* address offset */
} CC_blocking_req_t;
```

Parameters

cc_primitive

Specifies the primitive type.

cc_flags

Specifies options flags for the operation. (See "Flags" below.)

cc_addr_length

Specifies the length of the call control address (signalling interface and circuit or circuit group identifiers) upon which local blocking is requested. The semantics of the values in the call control address is described in Section 2.

cc_addr_offset

Specifies the offset of the call control address(es) from the beginning of the M_PROTO message block.

Flags

The options flags are protocol and provider-specific. For additional information, see the Addendum.

Rules

The following rules apply to the blocking of call control addresses (signalling interface and circuit or circuit group identifiers):

- If the stream upon which the blocking request is issued is not bound (see CC_BIND_REQ), the call control address must contain a signalling interface identifier and a circuit or circuit group identifier.
- If the stream upon which the blocking request is bound to a signalling interface and trunk group, and no call control address(es) are provided (i.e, cc_addr_length is set to zero), the CCS provider may interpret the primitive to be requesting blocking on all circuits in the trunk group.

- At any time that the primitive is issued without specifying a call control address (i.e., `cc_addr_length` is zero to zero), the CCS provider may assign a call control address or addresses.
- If the CCS provider fails to assign a call control address or addresses, the primitive will fail with error `CCNOADDR`.

Valid Modes

This primitive is only valid for call control address(es) (signalling interfaces) in the NNI mode.

Valid States

This primitive is valid in state `CCS_IDLE` for the requested address(es).

New State

The new state is `CCS_WCON_BLREQ` for the specified address(es).

Acknowledgements

The CCS provider should generate one of the following acknowledgements upon receipt of this primitive.

- *Successful*: Successful completion is indicated via the `CC_BLOCKING_CON` primitive.
- *Unsuccessful*: Unsuccessful completion is indicated via the `CC_RELEASE_IND` or `CC_RESET_IND` primitive.
- *Non-fatal errors*: Errors are indicated via the `CC_ERROR_ACK` primitive. The applicable non-fatal errors are defined as follows:

CCACCESS

The user did not have sufficient permission to invoke the operation on the specified addresses.

CCFLAGS

The flags were invalid or unsupported.

CCNOADDR

An address or addresses was not provided by the CCS user (i.e., `cc_addr_length` set to zero) and the CCS provider could not assign an address or addresses.

CCBADADDR

The call control address contained in the primitive were illegally formatted or contained invalid information.

CCNOTSUPP

The primitive is not supported for the UNI interface and a UNI signalling interface identifier was provided in the call control address.

CCOUTSTATE

The primitive was issued from an invalid state for the requested address(es).

CCSYSERR

A system error occurred and the UNIX system error is indicated in the primitive.

4.3.2.6 Circuit Management Blocking Indication

CC_BLOCKING_IND

This primitive indicates that the peer CCS user has requested that the specified call control address(es) (signalling interface and circuit identifiers) be remotely blocked.

Format

The format of this message is one M_PROTO message block. The structure of the M_PROTO message block is as follows:

```
typedef struct CC_blocking_ind {
    ulong cc_primitive;           /* always CC_BLOCKING_IND */
    ulong cc_flags;               /* blocking flags */
    ulong cc_addr_length;        /* address length */
    ulong cc_addr_offset;        /* address offset */
} CC_blocking_ind_t;
```

Parameters

cc_primitive

Specifies the primitive type.

cc_flags

Specifies the options flags. See "Flags" below.

cc_addr_length

Indicates the length of the call control address(es) (signalling interface and circuit identifiers) that the peer CCS user has requested to be remotely blocked.

cc_addr_offset

Specifies the offset of the call control address(es) from the beginning of the M_PROTO message block.

Flags

The options flags are protocol and provider-specific. For additional information, see the Addendum.

Valid Modes

This primitive will only be issued by the CCS provider for signalling interfaces in the NNI mode.

Valid States

This primitive will only be issued by the CCS provider if the remote blocking state of the specified address(es) is CCS_UNBLOCKED or CCS_BLOCKED.

New State

The new remote blocking state will be CCS_WRES_BLIND for the specified call control addresses.

4.3.2.7 Circuit Management Blocking Response

CC_BLOCKING_RES

This primitive requests that the CCS provider respond to the previous blocking indication.

Format

The format is one M_PROTO message block. The structure of the M_PROTO message block is as follows:

```
typedef struct CC_blocking_res {
    ulong cc_primitive;           /* always CC_BLOCKING_RES */
    ulong cc_flags;              /* blocking flags */
    ulong cc_addr_length;        /* address length */
    ulong cc_addr_offset;        /* address offset */
} CC_blocking_res_t;
```

Parameters

cc_primitive

Specifies the primitive type.

cc_flags

Specifies options flags for the operation. (See "Flags" below.)

cc_addr_length

Specifies the length of the call control address (signalling interface and circuit or circuit group identifiers) upon which local blocking is requested. The semantics of the values in the call control address is described in Section 2.

cc_addr_offset

Specifies the offset of the call control address(es) from the beginning of the M_PROTO message block.

Flags

The options flags are protocol and provider-specific. For additional information, see the Addendum.

Valid Modes

This primitive is only valid for indications for signalling interfaces in the NNI mode.

Valid States

This primitive is only valid for the previous CC_BLOCKING_IND (call control addresses in the CCS_WRES_BLIND state).

New State

The new blocking state of the previously specified call control addresses is the CCS_BLOCKED state.

Acknowledgements

The CCS provider should generate one of the following acknowledgements upon receipt of this primitive:

- *Successful*: Successful completion is indicated via the CC_OK_ACK primitive.
- *Unsuccessful*: Unsuccessful completion is indicated via the CC_RELEASE_IND or CCS_RESET_IND primitive.
- *Non-fatal errors*: Errors are indicated via the CC_ERROR_ACK primitive. The applicable non-fatal errors are defined as follows:

CCACCESS

The user did not have sufficient permission to invoke the operation.

CCOUTSTATE

The primitive was issued from an invalid state.

CCSYSERR

A system error occurred and the UNIX system error is indicated in the primitive.

4.3.2.8 Circuit Management Blocking Confirmation

CC_BLOCKING_CON

This primitive confirms a previous blocking request (or indicates failure of a previous blocking request).

Format

The format of this message is one M_PROTO message block. The structure of the M_PROTO block is as follows:

```
typedef struct CC_blocking_con {
    ulong cc_primitive;           /* always CC_BLOCKING_CON */
    ulong cc_flags;               /* blocking flags */
    ulong cc_addr_length;        /* address length */
    ulong cc_addr_offset;        /* address offset */
} CC_blocking_con_t;
```

Parameters

cc_primitive

Specifies the primitive type.

cc_flags

Specifies the options flags and result of the operation. (See "Flags" below.)

cc_addr_length

Specifies the length of the call control address (signalling interface and circuit or circuit group identifiers) for which local blocking is confirmed.

cc_addr_offset

Specifies the offset of the call control address(es) from the beginning of the M_PROTO message block.

Flags

The options flags are protocol and provider-specific. For additional information, see the Addendum.

Valid Modes

This primitive will only be issued by the CCS provider for signalling interfaces in the NNI mode.

Valid States

This primitive will only be issued by the CCS provider if the local blocking state of the specified address(es) is CCS_WCON_BLREQ.

New State

The new local blocking state will be CCS_BLOCKED for the specified call control addresses.

4.3.2.9 Circuit Management Unblocking Request

CC_UNBLOCKING_REQ

This primitive requests that the CCS provider locally unblock the specified call control address(es) (signalling interface and circuit or circuit group) with the peer CCS user. For the NNI, this primitive supports both Circuit Unblocking Service as well as the Circuit Group Unblocking Service.

Format

The format of this message is one M_PROTO message block. The structure of the M_PROTO block is as follows:

```
typedef struct CC_unblocking_req {
    ulong cc_primitive;           /* always CC_UNBLOCKING_REQ */
    ulong cc_flags;               /* unblocking flags */
    ulong cc_addr_length;         /* address length */
    ulong cc_addr_offset;         /* address offset */
} CC_unblocking_req_t;
```

Parameters

cc_primitive

Specifies the primitive type.

cc_flags

Specifies options flags for the operation. (See "Flags" below.)

cc_addr_length

Specifies the length of the call control address (signalling interface and circuit or circuit group identifiers) upon which local unblocking is requested. The semantics of the values in the call control address is described in Section 2.

cc_addr_offset

Specifies the offset of the call control address(es) from the beginning of the M_PROTO message block.

Flags

The options flags are protocol and provider-specific. For additional information, see the Addendum.

Rules

The following rules apply to the unblocking of call control addresses (signalling interface and circuit or circuit group identifiers):

- If the stream upon which the unblocking request is issued is not bound (see CC_BIND_REQ), the call control address must contain a signalling interface identifier and a circuit or circuit group identifier.
- If the stream upon which the unblocking request is bound to a signalling interface and trunk group, and no call control address(es) are provided (i.e, cc_addr_length is set to zero), the CCS provider may interpret the primitive to be requesting unblocking on all circuits in the trunk group.

- At any time that the primitive is issued without specifying a call control address (i.e., `cc_addr_length` is zero to zero), the CCS provider may assign a call control address or addresses.
- If the CCS provider fails to assign a call control address or addresses, the primitive will fail with error `CCNOADDR`.

Valid Modes

This primitive is only valid for call control address(es) (signalling interfaces) in the NNI mode.

Valid States

This primitive is valid in state `CCS_IDLE` for the requested address(es).

New State

The new state is `CCS_WCON_BLREQ` for the specified address(es).

Acknowledgements

The CCS provider should generate one of the following acknowledgements upon receipt of this primitive.

- *Successful*: Successful completion is indicated via the `CC_BLOCKING_CON` primitive.
- *Unsuccessful*: Unsuccessful completion is indicated via the `CC_RELEASE_IND` or `CC_RESET_IND` primitive.
- *Non-fatal errors*: Errors are indicated via the `CC_ERROR_ACK` primitive. The applicable non-fatal errors are defined as follows:

CCACCESS

The user did not have sufficient permission to invoke the operation on the specified addresses.

CCFLAGS

The flags were invalid or unsupported.

CCNOADDR

An address or addresses was not provided by the CCS user (i.e., `cc_addr_length` set to zero) and the CCS provider could not assign an address or addresses.

CCBADADDR

The call control address contained in the primitive were illegally formatted or contained invalid information.

CCNOTSUPP

The primitive is not supported for the UNI interface and a UNI signalling interface identifier was provided in the call control address.

CCOUTSTATE

The primitive was issued from an invalid state for the requested address(es).

CCSYSERR

A system error occurred and the UNIX system error is indicated in the primitive.

4.3.2.10 Circuit Management Unblocking Indication

CC_UNBLOCKING_IND

This primitive indicates that the peer CCS user has requested that the specified call control address(es) (signalling interface and circuit identifiers) be remotely unblocked.

Format

The format of this message is one M_PROTO message block. The structure of the M_PROTO message block is as follows:

```
typedef struct CC_unblocking_ind {
    ulong cc_primitive;           /* always CC_UNBLOCKING_IND */
    ulong cc_flags;               /* unblocking flags */
    ulong cc_addr_length;        /* address length */
    ulong cc_addr_offset;        /* address offset */
} CC_unblocking_ind_t;
```

Parameters

cc_primitive

Specifies the primitive type.

cc_flags

Specifies the options flags. See "Flags" below.

cc_addr_length

\Indicates the length of the call control address(es) (signalling interface and circuit identifiers) that the peer CCS user has requested to be remotely unblocked.

cc_addr_offset

Specifies the offset of the call control address(es) from the beginning of the M_PROTO message block.

Flags

The options flags are protocol and provider-specific. For additional information, see the Addendum.

Valid Modes

This primitive will only be issued by the CCS provider for signalling interfaces in the NNI mode.

Valid States

This primitive will only be issued by the CCS provider if the remote blocking state of the specified address(es) is CCS_UNBLOCKED or CCS_BLOCKED.

New State

The new remote blocking state will be CCS_WRES_UBIND for the specified call control addresses.

4.3.2.11 Circuit Management Unblocking Response

CC_UNBLOCKING_RES

This primitive requests that the CCS provider respond to the previous unblocking indication.

Format

The format is one M_PROTO message block. The structure of the M_PROTO message block is as follows:

```
typedef struct CC_unblocking_res {
    ulong cc_primitive;           /* always CC_UNBLOCKING_RES */
    ulong cc_flags;               /* blocking flags */
    ulong cc_addr_length;         /* address length */
    ulong cc_addr_offset;         /* address offset */
} CC_unblocking_res_t;
```

Parameters

cc_primitive

Specifies the primitive type.

cc_flags

Specifies options flags for the operation. (See "Flags" below.)

cc_addr_length

Specifies the length of the call control address (signalling interface and circuit or circuit group identifiers) upon which local unblocking is requested. The semantics of the values in the call control address is described in Section 2.

cc_addr_offset

Specifies the offset of the call control address(es) from the beginning of the M_PROTO message block.

Flags

The options flags are protocol and provider-specific. For additional information, see the Addendum.

Valid Modes

This primitive is only valid for indications for signalling interfaces in the NNI mode.

Valid States

This primitive is only valid for the previous CC_BLOCKING_IND (call control addresses in the CCS_WRES_BLIND state).

New State

The new blocking state of the previously specified call control addresses is the CCS_UNBLOCKED state.

Acknowledgements

The CCS provider should generate one of the following acknowledgements upon receipt of this primitive:

- *Successful*: Successful completion is indicated via the CC_OK_ACK primitive.
- *Unsuccessful*: Unsuccessful completion is indicated via the CC_RELEASE_IND or CCS_RESET_IND primitive.
- *Non-fatal errors*: Errors are indicated via the CC_ERROR_ACK primitive. The applicable non-fatal errors are defined as follows:

CCACCESS

The user did not have sufficient permission to invoke the operation.

CCOUTSTATE

The primitive was issued from an invalid state.

CCSYSERR

A system error occurred and the UNIX system error is indicated in the primitive.

4.3.2.12 Circuit Management Unblocking Confirmation

CC_UNBLOCKING_CON

This primitive confirms a previous unblocking request (or indicates failure of a previous unblocking request).

Format

The format of this message is one M_PROTO message block. The structure of the M_PROTO block is as follows:

```
typedef struct CC_unblocking_con {
    ulong cc_primitive;           /* always CC_UNBLOCKING_CON */
    ulong cc_flags;               /* unblocking flags */
    ulong cc_addr_length;         /* address length */
    ulong cc_addr_offset;         /* address offset */
} CC_unblocking_con_t;
```

Parameters

cc_primitive

Specifies the primitive type.

cc_flags

Specifies the options flags and result of the operation. (See "Flags" below.)

cc_addr_length

Specifies the length of the call control address (signalling interface and circuit or circuit group identifiers) for which local unblocking is confirmed.

cc_addr_offset

Specifies the offset of the call control address(es) from the beginning of the M_PROTO message block.

Flags

The options flags are protocol and provider-specific. For additional information, see the Addendum.

Valid Modes

This primitive will only be issued by the CCS provider for signalling interfaces in the NNI mode.

Valid States

This primitive will only be issued by the CCS provider if the local unblocking state of the specified address(es) is CCS_WCON_UBREQ.

New State

The new local unblocking state will be CCS_UNBLOCKED for the specified call control addresses.

4.3.2.13 Circuit Management Query Request

CC_QUERY_REQ

This primitive requests that the CCS provider query specified call control address(es) (signalling interface and circuit or circuit group) to the peer CCS user. For the NNI, this primitive supports the Circuit Group Query Service.

Format

The format of this message is one M_PROTO message block. The structure of the M_PROTO block is as follows:

```
typedef struct CC_query_req {
    ulong cc_primitive;           /* always CC_QUERY_REQ */
    ulong cc_flags;              /* query flags */
    ulong cc_addr_length;        /* address length */
    ulong cc_addr_offset;        /* address offset */
} CC_query_req_t;
```

Parameters

cc_primitive

Specifies the primitive type.

cc_flags

Specifies options flags for the operation. (See "Flags" below.)

cc_addr_length

Specifies the length of the call control address (signalling interface and circuit or circuit group identifiers) upon which the query is requested. The semantics of the values in the call control address is described in Section 2.

cc_addr_offset

Specifies the offset of the call control address(es) from the beginning of the M_PROTO message block.

Flags

The options flags are protocol and provider-specific. For additional information, see the Addendum.

Rules

The following rules apply to the querying of call control addresses (signalling interface and circuit or circuit group identifiers):

- If the stream upon which the query request is issued is not bound (see CC_BIND_REQ), the call control address must contain a signalling interface identifier and a circuit or circuit group identifier.
- If the stream upon which the query request is bound to a signalling interface and trunk group, and no call control address(es) are provided (i.e, cc_addr_length is set to zero), the CCS provider may interpret the primitive to be requesting status on all circuits in the trunk group.

- At any time that the primitive is issued without specifying a call control address (i.e., `cc_addr_length` is zero to zero), the CCS provider may assign a call control address or addresses.
- If the CCS provider fails to assign a call control address or addresses, the primitive will fail with error `CCNOADDR`.

Valid Modes

This primitive is only valid for call control address(es) (signalling interfaces) in the NNI mode.

Valid States

This primitive is valid in state `CCS_IDLE` for the requested address(es).

New State

The new state is `CCS_WCON_BLREQ` for the specified address(es).

Acknowledgements

The CCS provider should generate one of the following acknowledgements upon receipt of this primitive.

- *Successful*: Successful completion is indicated via the `CC_BLOCKING_CON` primitive.
- *Unsuccessful*: Unsuccessful completion is indicated via the `CC_RELEASE_IND` or `CC_RESET_IND` primitive.
- *Non-fatal errors*: Errors are indicated via the `CC_ERROR_ACK` primitive. The applicable non-fatal errors are defined as follows:

CCACCESS

The user did not have sufficient permission to invoke the operation on the specified addresses.

CCFLAGS

The flags were invalid or unsupported.

CCNOADDR

An address or addresses was not provided by the CCS user (i.e., `cc_addr_length` set to zero) and the CCS provider could not assign an address or addresses.

CCBADADDR

The call control address contained in the primitive were illegally formatted or contained invalid information.

CCNOTSUPP

The primitive is not supported for the UNI interface and a UNI signalling interface identifier was provided in the call control address.

CCOUTSTATE

The primitive was issued from an invalid state for the requested address(es).

CCSYSERR

A system error occurred and the UNIX system error is indicated in the primitive.

4.3.2.14 Circuit Management Query Indication

CC_QUERY_IND

This primitive indicates that the peer CCS user has requested that the specified call control address(es) (signalling interface and circuit identifiers) be queried.

Format

The format of this message is one M_PROTO message block. The structure of the M_PROTO message block is as follows:

```
typedef struct CC_query_ind {
    ulong cc_primitive;           /* always CC_QUERY_IND */
    ulong cc_flags;               /* query flags */
    ulong cc_addr_length;        /* address length */
    ulong cc_addr_offset;        /* address offset */
} CC_query_ind_t;
```

Parameters

cc_primitive

Specifies the primitive type.

cc_flags

Specifies the options flags. See "Flags" below.

cc_addr_length

Indicates the length of the call control address(es) (signalling interface and circuit identifiers) that the peer CCS user has requested to be queried.

cc_addr_offset

Specifies the offset of the call control address(es) from the beginning of the M_PROTO message block.

Flags

The options flags are protocol and provider-specific. For additional information, see the Addendum.

Valid Modes

This primitive will only be issued by the CCS provider for signalling interfaces in the NNI mode.

Valid States

This primitive is valid in any state for the specified address(es).

New State

The new query state will be CCS_WRES_QIND for the specified call control addresses and the number of outstanding queries for the specified call control addresses will be incremented.

4.3.2.15 Circuit Management Query Response

CC_QUERY_RES

This primitive requests that the CCS provider respond to the previous query indication.

Format

The format is one M_PROTO message block. The structure of the M_PROTO message block is as follows:

```
typedef struct CC_query_res {
    ulong cc_primitive;           /* always CC_QUERY_RES */
    ulong cc_flags;              /* blocking flags */
    ulong cc_addr_length;        /* address length */
    ulong cc_addr_offset;        /* address offset */
} CC_query_res_t;
```

Parameters

cc_primitive

Specifies the primitive type.

cc_flags

Specifies options flags for the operation. (See "Flags" below.)

cc_addr_length

Specifies the length of the call control address (signalling interface and circuit or circuit group identifiers) upon which the query is requested. The semantics of the values in the call control address is described in Section 2.

cc_addr_offset

Specifies the offset of the call control address(es) from the beginning of the M_PROTO message block.

Flags

The options flags are protocol and provider-specific. For additional information, see the Addendum.

Valid Modes

This primitive is only valid for indications for signalling interfaces in the NNI mode.

Valid States

This primitive is only valid for the previous CC_BLOCKING_IND (call control addresses in the CCS_WRES_BLIND state).

New State

The new query state of the previously specified call control addresses is the CCS_IDLE or CCS_WRES_QIND state and the query backlog is decremented.

Acknowledgements

The CCS provider should generate one of the following acknowledgements upon receipt of this primitive:

- *Successful*: Successful completion is indicated via the CC_OK_ACK primitive.
- *Unsuccessful*: Unsuccessful completion is indicated via the CC_RELEASE_IND or CCS_RESET_IND primitive.
- *Non-fatal errors*: Errors are indicated via the CC_ERROR_ACK primitive. The applicable non-fatal errors are defined as follows:

CCACCESS

The user did not have sufficient permission to invoke the operation.

CCOUTSTATE

The primitive was issued from an invalid state.

CCSYSERR

A system error occurred and the UNIX system error is indicated in the primitive.

4.3.2.16 Circuit Management Query Confirmation

CC_QUERY_CON

This primitive confirms a previous query request (or indicates failure of a previous query request).

Format

The format of this message is one M_PROTO message block. The structure of the M_PROTO block is as follows:

```
typedef struct CC_query_con {
    ulong cc_primitive;           /* always CC_QUERY_CON */
    ulong cc_flags;              /* query flags */
    ulong cc_addr_length;        /* address length */
    ulong cc_addr_offset;        /* address offset */
} CC_query_con_t;
```

Parameters

cc_primitive

Specifies the primitive type.

cc_flags

Specifies the options flags and result of the operation. (See "Flags" below.)

cc_addr_length

Specifies the length of the call control address (signalling interface and circuit or circuit group identifiers) for which status is confirmed.

cc_addr_offset

Specifies the offset of the call control address(es) from the beginning of the M_PROTO message block.

Flags

The options flags are protocol and provider-specific. For additional information, see the Addendum.

Valid Modes

This primitive will only be issued by the CCS provider for signalling interfaces in the NNI mode.

Valid States

This primitive will only be issued by the CCS provider if the query state of the specified address(es) is CCS_WCON_QREQ.

New State

The new query state will be CCS_IDLE for the specified call control addresses.

4.3.3 Maintenance Primitives

4.3.3.1 Maintenance Indication

CC_MAINT_IND

This primitive indicates that the CCS provider has observed an event on the indicated call control address(es) which requires a maintenance action.

Format

The format of this message is one M_PROTO message block followed by zero or more M_DATA blocks. The structure of the M_PROTO message block is as follows:

```
typedef struct CC_maint_ind {
    ulong cc_primitive;           /* always CC_MAINT_IND */
    ulong cc_reason;             /* reason for indication */
    ulong cc_call_ref;           /* call reference */
    ulong cc_addr_length;        /* length of address */
    ulong cc_addr_offset;        /* length of address */
} CC_maint_ind_t;
```

Parameters

cc_primitive

Indicates the primitive type.

cc_reason

Indicates the reason for the maintenance indication. Maintenance indication reasons are protocol and provider-specific. For additional information see the Addendum.

cc_call_ref

Indicates the call reference. The call reference is used by the CCS provider to identify the call.

cc_addr_length

Indicates the length of the call control address(es) (signalling interface and circuit identifiers) upon which the CCS provider is giving a maintenance indication.

cc_addr_offset

Indicates the offset of the call control address(es) from the beginning of the M_PROTO message block.

Valid Modes

This primitive is valid in UNI (Network) mode and NNI mode.

Valid States

This primitive is valid in any state.

New State

The new state is unchanged.

4.3.4 Circuit Continuity Test Primitives

This section describes the format of the NNI circuit continuity test primitives and rules associated with these primitives. Continuity test primitives are used by NNI management interfaces for performing continuity test requests or responding to continuity test indications for specified or indicated circuits. These primitives are provided to allow the NNI to meet Q.764 conformance.

4.3.4.1 Circuit Continuity Check Request

CC_CONT_CHECK_REQ

This primitive requests that the CCS provider perform a continuity check procedure.

Format

The format of this message is one M_PROTO message block. The structure of the M_PROTO block is as follows:

```
typedef struct CC_cont_check_req {
    ulong cc_primitive;           /* always CC_CONT_CHECK_REQ */
    ulong cc_addr_length;        /* address length */
    ulong cc_addr_offset;        /* address offset */
} CC_cont_check_req_t;
```

Parameters

cc_primitive

Specifies the primitive type.

cc_addr_length

Specifies the length of the call control address (circuit identifier) upon which the CCS user is requesting a continuity check.

cc_addr_offset

Specifies the offset of the call control address from the beginning of the M_PROTO message block.

Rules

The following rules apply to the continuity check of call control addresses (circuit identifiers):

- If the CCS user does not specify a call control address (i.e, *cc_addr_length* is set to zero), then the CCS provider may attempt to assign a call control address and associate it with the stream for the duration of the continuity test procedure. This can be useful for automated continuity testing.

Valid Modes

This primitive is only valid in the NNI mode.

Valid States

This primitive is valid in state CCS_IDLE for the selected circuit.

New State

The new state is CKS_WIND_CTEST for the selected address.

Acknowledgements

The CCS provider should generate one of the following acknowledgements upon receipt of this primitive:

- *Successful*: Successful completion is indicated via the CC_CONT_TEST_IND primitive.
- *Unsuccessful (Non-fatal errors)*: Errors are indicated via the CC_ERROR_ACK primitive. The applicable non-fatal errors are defined as follows:

CCSYSERR

A system error occurred and the UNIX system error is indicated in the primitive.

CCOUTSTATE

The primitive was issued from an invalid state.

CCNOADDR

The call control address was not provided (cc_addr.length coded zero).

CCBADADDR

The call control address contained in the primitive were poorly formatted or contained invalid information.

CCNOTSUPP

The primitive is not supported for the UNI interface and a UNI signalling address was provided in the call control address or the address was issued to a UNI CCS provider.

CCACCESS

The user did not have sufficient permission to perform the operation on the specified call control addresses.

4.3.4.2 Circuit Continuity Check Indication

CC_CONT_CHECK_IND

This primitive indicates to the CCS user that a continuity check is being requested by the CCS user peer on the specified call control address(es) (signalling interface and circuit identifiers). Upon receipt of this primitive, the CCS user should establish a loop back device on the specified channel and issues the CC_CONT_TEST_REQ primitive confirming the loop back. The CCS user should then wait for the CC_CONT_REPORT_IND indicating the success or failure of the continuity check.

This primitive is only delivered to listening streams listening on the specified call control addresses or to a stream bound as a default listener in the same manner as the CC_SETUP_IND. (A continuity test indication is treated as a special form of call setup.)

This primitive is only issued to CCS users that successfully bound using the CC_BIND_REQ primitive with flag CC_TEST set and a non-zero number of setup indications was provided in the CC_BIND_REQ and returned in the CC_BIND_ACK.

Format

The format of this message is one M_PROTO message block. The structure of the M_PROTO block is as follows:

```
typedef struct CC_cont_check_ind {
    ulong cc_primitive;           /* always CC_CONT_CHECK_IND */
    ulong cc_call_ref;           /* call reference */
    ulong cc_addr_length;        /* address length */
    ulong cc_addr_offset;        /* address offset */
} CC_cont_check_ind_t;
```

Parameters

cc_primitive

Indicates the primitive type.

cc_call_ref Identifies the call reference that can be used by the CCS user to associate this message with the CC_CONT_TEST_REQ or CC_RELEASE_REQ primitive that is to follow. This value must be unique among the outstanding CC_CONT_CHECK_IND messages.

cc_addr_length

Indicates the length of the call control address (circuit identifier) upon which a continuity check is indicated.

cc_addr_offset

Indicates the offset of the requesting address from the beginning of the M_PROTO message block.

Valid Modes

This primitive is only valid for addresses in the NNI mode.

Valid States

This primitive is valid in state CCS_IDLE for the specified addresses.

New State

The new state is CKS_WREQ_CTEST for the specified addresses.

4.3.4.3 Circuit Continuity Test Request

CC_CONT_TEST_REQ

This message is used either to respond to a CC_SETUP_IND primitive which contains the ISUP_NCI_CONT_CHECK_REQUIRED flag, or to respond to a CC_CONT_CHECK_IND primitive. Before responding to either primitive, the CCS User should install a loop back device on the requested channel and then respond with this response primitive to confirm the loop back.

Format

The format of this message is on M_PROTO message block. The structure of the M_PROTO block is as follows:

```
typedef struct CC_cont_test_req {
    ulong cc_primitive;          /* always CC_CONT_TEST_REQ */
    ulong cc_call_ref;           /* call reference */
    ulong cc_token_value;        /* token value */
} CC_cont_test_req_t;
```

Parameters

cc_primitive

Indicates the primitive type.

cc_call_ref Indicates the call reference of the CC_CONT_TEST_REQ message. It is used by the CCS provider to associate the CC_CONT_TEST_REQ message with an outstanding CC_SETUP_IND message. An invalid call reference should result in error with the error type CCBADCLR.

cc_token_value

Is used to identify the stream that the CCS user wants to establish the continuity check call on. (Its value is determined by the CCS user by issuing a CC_BIND_REQ primitive with the CC_TOKEN_REQUEST flag set. The token value is returned in the CC_BIND_ACK.) The value of this field should be non-zero when the CCS user wants to establish the call on a stream other than the stream on which the CC_CONT_CHECK_IND arrived. If the CCS user wants to establish a call on the same stream that the CC_CONT_CHECK_IND arrived on, then the value of this field should be zero.

Valid Modes

This primitive is valid only in NNI mode.

Valid States

This primitive is valid in state CKS_WREQ_CTEST.

New State

The new state is CKS_WIND_CCREP.

Acknowledgements

The CCS provider should generate one of the following acknowledgements upon receipt of this primitive:

- *Successful*: Successful completion is indicated via the `CC_CONT_REPORT_IND` in the case that the primitive was issued in response to a `CC_SETUP_IND`, or `CC_RELEASE_IND` primitive in the case that the primitive was issued in response to the `CC_CONT_CHECK_IND` primitive.
- *Unsuccessful*: Unsuccessful completion is indicated via the `CC_CONT_REPORT_IND` primitive.
- *Non-fatal errors*: Errors are indicated via the `CC_ERROR_ACK` primitive. The applicable non-fatal errors are defined as follows:

CCSYSERR

A system error has occurred and the UNIX system error is indicated in the primitive.

CCOUTSTATE

The primitive was issued from an invalid state.

CCBADCLR

The call reference specified in the primitive was incorrect or illegal.

CCACCESS

The user did not have proper permissions for the operation.

CCNOTSUPP

The CCS provider does not support the operation.

4.3.4.4 Circuit Continuity Test Indication

CC_CONT_TEST_IND

This message confirms to the testing CCS user that a loop back device has been (or will be) installed on the specified call control address (circuit). Upon receiving this message, the testing CCS user should connect tone generation and detection equipment to the specified circuit, perform the continuity test and issue a report using the CC_CONT_REPORT_REQ primitive.

This primitive will only be issued to streams successfully bound with the CC_BIND_REQ primitive with a non-zero number of setup indications and the CC_TEST bind flag set.

Format

The format of this message is on M_PROTO message block. The structure of the M_PROTO block is as follows:

```
typedef struct CC_cont_test_ind {
    ulong cc_primitive;           /* always CC_CONT_TEST_IND */
    ulong cc_call_ref;           /* call reference */
    ulong cc_addr_length;        /* address length */
    ulong cc_addr_offset;        /* address offset */
} CC_cont_test_ind_t;
```

Parameters

cc_primitive

Indicates the primitive type.

cc_call_ref Indicates the call reference associated with the continuity check call for the specified call control address (circuit identifier).

cc_addr_length

Indicates the length of the call control address (signalling interface and circuit identifier) upon which a continuity check is confirmed. The semantics of the values in the CC_CONT_TEST_IND is identical to the values in the CC_BIND_REQ.

cc_addr_offset

Indicates the offset of the connecting address from the beginning of the M_PROTO message block.

Valid Modes

This primitive is valid only in NNI mode.

Valid States

This primitive is valid in state CCS_WCON_CREQ.

New State

The new state is CCS_WAIT_COR.

4.3.4.5 Circuit Continuity Report Request

CC_CONT_REPORT_REQ

This primitive requests that the CCS provider indicate to the called CCS user that the continuity check succeeded or failed. The CCS user should remove any continuity test tone generator/detection device from the circuit and verify silent code loop back before issuing this primitive.

Format

The format of this message is one M_PROTO message block. The structure of the M_PROTO block is as follows:

```
typedef struct CC_cont_report_req {
    ulong cc_primitive;          /* always CC_CONT_REPORT_REQ */
    ulong cc_user_ref;           /* user call reference */
    ulong cc_call_ref;           /* call reference */
    ulong cc_result;             /* result of continuity check */
} CC_cont_report_req_t;
```

Parameters

cc_primitive

Specifies the primitive type.

cc_user_ref

Specifies the CCS user reference of the associated CC_SETUP_REQ primitive. This value is non-zero when the CC_CONT_REPORT_REQ primitive is issued subsequent to a CC_SETUP_REQ primitive which had the flag ISUP_NCL_CONTINUITY_CHECK_PREVIOUS set to indicate the result of the continuity check on the previous circuit. Otherwise, this value is coded zero.

cc_call_ref Specifies the call reference of the associated CC_CONT_TEST_IND primitive for the continuity check call. This value is non-zero when the CC_CONT_REPORT_REQ primitive is issued in response to a CC_CONT_TEST_IND primitive. Otherwise, this value is coded zero.

cc_result Specifies the result of the continuity test, whether success or failure. The value of the cc_result is protocol specific. For values representing success and values representing failure, see the Addendum.

Valid Modes

This primitive is valid only in NNI mode.

Valid States

This primitive is valid in state CCS_WREQ_CCREP.

New State

When issued in response to the CC_CONT_TEST_IND primitive, the new state is CCS_IDLE. When issued subsequent to a CC_SETUP_REQ primitive, the new state is

either `CCS_WREQ_MORE` or `CCS_WREQ_PROCEED`, depending upon whether the sent address contain an ST pulse.

Acknowledgements

The CCS provider should generate one of the following acknowledgements upon receipt of this primitive:

- *Successful*: Successful completion is indicated via the `CC_OK_ACK` primitive.
- *Unsuccessful (Non-fatal errors)*: Errors are indicated via the `CC_ERROR_ACK` primitive. The applicable non-fatal errors are defined as follows:

CCSYSERR

A system error occurred and the UNIX system error is indicated in the primitive.

CCOUTSTATE

The primitive was issued from an invalid state.

CCBADCLR

The call reference specified in the primitive was incorrect or illegal.

CCBADPRIM

The primitive format was incorrect.

4.3.4.6 Circuit Continuity Report Indication

CC_CONT_REPORT_IND

This primitive indicates to the called CCS user that the continuity check succeeded or failed. The called CCS user can remove the loop back or tone generation/detection devices from the circuit and the call either moves to the idle state or a call setup state.

Format

The format of this message is one M_PROTO message block. The structure of the M_PROTO block is as follows:

```
typedef struct CC_cont_report_ind {
    ulong cc_primitive;           /* always CC_CONT_REPORT_IND */
    ulong cc_call_ref;           /* call reference */
    ulong cc_result;             /* result of continuity check */
} CC_cont_report_ind_t;
```

Parameters

cc_primitive

Indicates the primitive type.

cc_call_ref Indicates the call reference associated with the continuity check report as it appeared in the associated CC_CONT_CHECK_IND primitive.

cc_result Indicates the result of the continuity test, whether success or failure. The value of the *cc_result* is protocol specific. For values representing success and values representing failure, see the Addendum.

Valid Modes

This primitive is valid only in NNI mode.

Valid States

This primitive is valid in state CCS_WREQ_CTEST or CCS_WIND_CCREP.

New State

If the primitive is issued subsequent to the CC_SETUP_REQ, the new state is CCS_WCON_SREQ. If the primitive is issued in response to the CC_CONT_TEST_IND primitive, the new state is CCS_IDLE.

4.3.5 Collecting Information Phase

The following call control service primitive pertain to the collecting information phase of a call.

5 Diagnostics Requirements

Two error handling facilities should be provided to the call control service user: one to handle non-fatal errors, and the other to handle fatal errors.

5.1 Non-Fatal Error Handling Facility

These are errors that do not change the state of the call control service interface or the call reference as seen by the call control service user, and provide the user the option of reissuing the call control service primitive with the corrected options specification. The non-fatal error handling is provided only to those primitive that require acknowledgements, and uses the `CC_ERROR_ACK` primitive to report these errors. These errors retain the state of the call control service interface and call reference the same as it was before the call control service provider received the primitive that was in error. Syntax errors and rule violations are reported via the non-fatal error handling facility.

5.2 Fatal Error Handling Facility

These errors are issued by the CCS provider when it detects errors that are not correctable by the call control service user, or if it is unable to report a correctable error to the call control service user. Fatal errors are indicated via the *STREAMS* message type `M_ERROR` with the UNIX system error `EPROTO`. The `M_ERROR STREAMS` message type will result in the failure of all the UNIX system calls on the stream. The call control service user can recover from a fatal error by having all the processes close the files associated with the stream, and then reopening them for processing.

Addendum for Q.931 Conformance

This addendum describes the formats and rules that are specific to ISDN Q.931. The addendum must be used along with the generic CCI as defined in the main document when implementing a CCS provider that will be configured with the Q.931 call processing layer.

Primitives and Rules for Q.931 Conformance

The following are the rules that apply to the CCI primitives for Q.931 compatibility.

Common Primitive Parameters

Call Control Addresses

Format

The format of call control addresses is as follows:

Parameters

cc_addr_length

Specifies or indicates the length of the call control address. If a call control address is not included in the primitive, this parameter must be coded zero (0).

cc_addr_offset

Specifies or indicates the offset of the address from the beginning of the primitive. If a call control address is not included with the primitive, this parameter must be coded zero (0).

Address Format

The format of the call control addresses for Q.931 conforming CCS providers is as follows:

```
typedef struct isdn_addr {
    ulong scope;          /* the scope of the identifier */
    ulong id;             /* the identifier within the scope */
    ulong ci;             /* channel identifier within the scope */
} isdn_addr_t;

#define ISDN_SCOPE_CH      1  /* channel scope */
#define ISDN_SCOPE_FG      2  /* facility group scope */
#define ISDN_SCOPE_TG      3  /* transmission group scope */
#define ISDN_SCOPE_EG      4  /* equipment group scope */
#define ISDN_SCOPE_XG      5  /* customer/provider group scope */
#define ISDN_SCOPE_DF      6  /* default scope */
```

Address Fields

scope Specifies or indicates the scope of the call control address. See "Scope" below.

id Specifies or indicates the identifier within the scope.

cic Specifies or indicates the Channel Indicator significant within the scope.

Scope

The scope of the address is one of the following:

ISDN_SCOPE_CH

Specifies or indicates that the scope of the call control address is an ISDN B-channel. The identifier within the scope is an identifier which uniquely identifies the channel to the CCS provider. Channel scope addresses may also be used to specify or indicate transmission groups, equipment groups and customer/provider groups. When used in an indication or confirmation primitive, the CCS provider includes the Channel Identification associated with the circuit in the address.

For multi-rate calls where multiple channels are involved, the channel scoped address specifies the lowest numerical Channel Identifier in the group of circuits and the Channel Identifier provides the channel map of the group of channels.

ISDN_SCOPE_FG

Specifies or indicates that the scope of the call control address is an ISDN facility group (group of one or more redundant D-channels). The identifier within the scope is an identifier which uniquely identifies the ISDN interface to the CCS provider. Facility group scope addresses may also be used to specify or indicate channels, equipment groups or customer/provider groups. When used in an indication or confirmation primitive, the CCS provider includes the Channel Identifier associated with the indicated channels.

ISDN_SCOPE_TG

Specifies or indicates that the scope of the call control address is an ISDN transmission group (PRI interface). The identifier within the scope is an identifier which uniquely identifies the ISDN physical interface to the CCS provider. Transmission group scope addresses may also be used to specify or indicate equipment groups or customer/provider groups. When used in an indication or confirmation primitive, the CCS provider may include the Channel Identifier associated with the facility group for the physical interface.

ISDN_SCOPE_EG

Specifies or indicates that the scope of the call control address is an ISDN equipment group. The identifier within the scope is an identifier that uniquely identifies the equipment group to the CCS provider. Equipment group scoped addresses may also be used to specify or indicate customer/provider groups.

ISDN_SCOPE_XG

Specifies or indicates that the scope of the call control address is an ISDN customer/provider group. The identifier within the scope is an identifier that uniquely identifies the customer/provider group to the CCS provider.

ISDN_SCOPE_DF

Specifies or indicates that the scope of the call control address is the default scope. The identifier within the scope and Channel Identifier are unused and

should be ignored by the CCS user and will be coded zero (0) by the CCS provider.

Rules

Rules for scope:

1. In primitives in which the address parameter occurs, the scope field setting indicates the scope of the address parameter.
2. Only one call control address can be specified with a single scope.
3. Not all scopes are necessarily supported by all primitives. See the particular primitive in this addendum.

Rules for addresses:

1. The address contained in the primitive contains the following:
 - A scope.
 - An identifier within the scope or zero (0).
 - A channel indication within the scope or zero (0).
2. If the scope of the address is ISDN_SCOPE_DF, then both the identifier and channel indication fields should be coded zero (0) and will be ignored by the CCS user or provider.
3. If the scope of the address is ISDN_SCOPE_EG or ISDN_SCOPE_XG, then the channel indication field should be coded zero (0) and will be ignored by the CCS user or provider.
4. In all other scopes, the channel indication field is optional and is coded zero (0) if unused.

Optional Information Elements

Format

The format of the optional information elements is as follows:

Parameters

cc_opt_length

Indicates the length of the optional information elements associated with the primitive. For Q.931 conforming CCS providers, the format of the optional information elements is the format of a Information Element list as specified in Q.931.

cc_opt_offset

indicates the offset of the option information elements from the beginning of the block.

Rules

Rules for optional information elements:

1. The optional information elements provided by the CCS user may be checked for syntax by the CCS provider. If the CCS provider discovers a syntax error in the format of the optional information elements, the CCS provider should respond with a `CC_ERROR_ACK` primitive with error `CCBADOPT`.
2. For some primitives, specific optional information elements might be interpreted by the CCS provider and alter the function of some primitives. See the specific primitive descriptions later in this addendum.
3. Except for optional information elements interpreted by the CCS provider as specified later in this addendum, the optional information elements are treated as opaque and the optional information element list only is checked for syntax. Opaque information elements will be passed to the ISDN message without examination by the CCS provider.
4. To perform specific functions, additional optional information elements may be added to ISDN messages by the CCS provider.
5. To perform specific functions, optional information elements may be modified by the CCS provider before they are added to ISDN messages.

Local Management Primitives

`CC_INFO_ACK`

Parameters

Flags

Rules

`CC_BIND_REQ`

Parameters

cc_addr_length

Specifies the length of the address to bind.

cc_addr_offset

Specifies the offset of the address to bind.

cc_setup_ind

Specifies the requested maximum number of setup indications that will be outstanding for the listening stream.

Flags

CC_DEFAULT_LISTENER

CC_CHANNEL

CC_CHANNEL_GROUP

CC_TRUNK_GROUP

When on of these flags are set, it indicates that the address is interpreted by the CCS provider as unspecified (*CC_DEFAULT_LISTENER*), a channel

(CC_CHANNEL), as a channel group (CC_CHANNEL_GROUP), or as a trunk group (CC_TRUNK_GROUP).

Rules

Rules for address specification:

1. The address contained in the primitive must be either a unspecified, a channel, a channel group or a trunk group.
2. If the CC_DEFAULT_LISTENER flag is set, the address should be left unspecified by the CCS user and should be ignored by the CCS provider.

Rules for setup indications:

1. If the number of setup indications is non-zero, the stream is bound as a listening stream. Listening streams will receive all calls that are incoming on the address bound:
 - If the address bound is a channel (CC_CHANNEL flag set), all incoming calls on the channel will be delivered to the stream listening on the channel. These streams will have a maximum number of setup indications of one (1).
 - If the address bound is a channel group (CC_CHANNEL_GROUP flag set), all incoming calls on the channel group will be delivered to the stream listening on the channel group. These streams will have a maximum number of setup indications no higher than the number of channels in the channel group.
 - If the address bound is a trunk group (CC_TRUNK_GROUP flag set), all incoming calls on the trunk group will be delivered to the stream listening on the trunk group. These streams will have a maximum number of setup indications no higher than the number of channels in the trunk group.

Rules for bind flags:

1. For Q.931 conforming CCS providers, the CC_DEFAULT_LISTENER will receive incoming calls that have no other listening stream. There can only be one stream bound with the CC_DEFAULT_LISTENER flag set.
2. Only one of CC_DEFAULT_LISTENER, CC_CHANNEL, CC_CHANNEL_GROUP or CC_TRUNK_GROUP may be set.

CC_BIND_ACK

Parameters

Flags

Rules

CC_OPTMGMT_REQ

Parameters

Flags

Rules

Call Setup Primitives

Call Type and Flags

Call type and flags are used in the following primitives:

CC_SETUP_REQ and CC_SETUP_IND.

Parameters

cc_call_type

Indicates the type of call to be set up. For Q.931 conforming CCS providers, the call type can be one of the call types listed under "Call Type" below.

cc_call_flags

Specifies the options flags associated with the call. For Q.931 conforming CCS providers, the call flags can be any of the flags listed under "Flags" below.

Call Type

The following call types are defined for Q.931 conforming CCS providers:

CC_CALL_TYPE_SPEECH

The call type is speech. This call type corresponds to a Q.931 Information transfer capability of Speech, and an Information transfer rate of 64kbit/s.

CC_CALL_TYPE_64KBS_UNRESTRICTED

The call type is 64 kbit/s unrestricted digital information. This call type corresponds to a Q.931 Information transfer capability of Unrestricted, and an Information transfer rate of 64kbit/s.

CC_CALL_TYPE_3_1KHZ_AUDIO

The call type is 3.1 kHz audio. This call type corresponds to a Q.931 Information transfer capability of Unrestricted, and an Information transfer rate of 64kbits/s.

CC_CALL_TYPE_128KBS_UNRESTRICTED

The call type is 2 x 64 kbit/s unrestricted digital information. This call type corresponds to a Q.931 Information transfer capability of Unrestricted, and an Information transfer rate of 2x64 kbit/s.

CC_CALL_TYPE_384KBS_UNRESTRICTED

The call type is 384 kbit/s unrestricted digital information. This call type corresponds to a Q.931 Information transfer capability of Unrestricted, and an Information transfer rate of 384 kbit/s.

CC_CALL_TYPE_1536KBS_UNRESTRICTED

The call type is 1536 kbit/s unrestricted digital information. This call type corresponds to a Q.931 Information transfer capability of Unrestricted, and an Information transfer rate of 1536 kbit/s.

CC_CALL_TYPE_1920KBS_UNRESTRICTED

The call type is 1920 kbit/s unrestricted digital information. This call type corresponds to a Q.931 Information transfer capability of Unrestricted, and an Information transfer rate of 1920 kbit/s.

CC_CALL_TYPE_2x64KBS_UNRESTRICTED

The call type is 2 x 64 kbit/s unrestricted digital information. This call type corresponds to a Q.931 Information transfer capability of Unrestricted, and an Information transfer rate of multi-rate with a base rate of 64 kbit/s and a multiplier of 2.

CC_CALL_TYPE_3x64KBS_UNRESTRICTED

The call type is 3 x 64 kbit/s unrestricted digital information. This call type corresponds to a Q.931 Information transfer capability of Unrestricted, and an Information transfer rate of multi-rate with a base rate of 64 kbit/s and a multiplier of 3.

CC_CALL_TYPE_4x64KBS_UNRESTRICTED

The call type is 4 x 64 kbit/s unrestricted digital information. This call type corresponds to a Q.931 Information transfer capability of Unrestricted, and an Information transfer rate of multi-rate with a base rate of 64 kbit/s and a multiplier of 4.

CC_CALL_TYPE_5x64KBS_UNRESTRICTED

The call type is 5 x 64 kbit/s unrestricted digital information. This call type corresponds to a Q.931 Information transfer capability of Unrestricted, and an Information transfer rate of multi-rate with a base rate of 64 kbit/s and a multiplier of 5.

CC_CALL_TYPE_6x64KBS_UNRESTRICTED

The call type is 6 x 64 kbit/s unrestricted digital information. This call type corresponds to a Q.931 Information transfer capability of Unrestricted, and an Information transfer rate of multi-rate with a base rate of 64 kbit/s and a multiplier of 6.

CC_CALL_TYPE_7x64KBS_UNRESTRICTED

The call type is 7 x 64 kbit/s unrestricted digital information. This call type corresponds to a Q.931 Information transfer capability of Unrestricted, and an Information transfer rate of multi-rate with a base rate of 64 kbit/s and a multiplier of 7.

CC_CALL_TYPE_8x64KBS_UNRESTRICTED

The call type is 8 x 64 kbit/s unrestricted digital information. This call type corresponds to a Q.931 Information transfer capability of Unrestricted, and an Information transfer rate of multi-rate with a base rate of 64 kbit/s and a multiplier of 8.

CC_CALL_TYPE_9x64KBS_UNRESTRICTED

The call type is 9 x 64 kbit/s unrestricted digital information. This call type corresponds to a Q.931 Information transfer capability of Unrestricted, and

an Information transfer rate of multi-rate with a base rate of 64 kbit/s and a multiplier of 9.

CC_CALL_TYPE_10x64KBS_UNRESTRICTED

The call type is 10 x 64 kbit/s unrestricted digital information. This call type corresponds to a Q.931 Information transfer capability of Unrestricted, and an Information transfer rate of multi-rate with a base rate of 64 kbit/s and a multiplier of 10.

CC_CALL_TYPE_11x64KBS_UNRESTRICTED

The call type is 11 x 64 kbit/s unrestricted digital information. This call type corresponds to a Q.931 Information transfer capability of Unrestricted, and an Information transfer rate of multi-rate with a base rate of 64 kbit/s and a multiplier of 11.

CC_CALL_TYPE_12x64KBS_UNRESTRICTED

The call type is 12 x 64 kbit/s unrestricted digital information. This call type corresponds to a Q.931 Information transfer capability of Unrestricted, and an Information transfer rate of multi-rate with a base rate of 64 kbit/s and a multiplier of 12.

CC_CALL_TYPE_13x64KBS_UNRESTRICTED

The call type is 13 x 64 kbit/s unrestricted digital information. This call type corresponds to a Q.931 Information transfer capability of Unrestricted, and an Information transfer rate of multi-rate with a base rate of 64 kbit/s and a multiplier of 13.

CC_CALL_TYPE_14x64KBS_UNRESTRICTED

The call type is 14 x 64 kbit/s unrestricted digital information. This call type corresponds to a Q.931 Information transfer capability of Unrestricted, and an Information transfer rate of multi-rate with a base rate of 64 kbit/s and a multiplier of 14.

CC_CALL_TYPE_15x64KBS_UNRESTRICTED

The call type is 15 x 64 kbit/s unrestricted digital information. This call type corresponds to a Q.931 Information transfer capability of Unrestricted, and an Information transfer rate of multi-rate with a base rate of 64 kbit/s and a multiplier of 15.

CC_CALL_TYPE_16x64KBS_UNRESTRICTED

The call type is 16 x 64 kbit/s unrestricted digital information. This call type corresponds to a Q.931 Information transfer capability of Unrestricted, and an Information transfer rate of multi-rate with a base rate of 64 kbit/s and a multiplier of 16.

CC_CALL_TYPE_17x64KBS_UNRESTRICTED

The call type is 17 x 64 kbit/s unrestricted digital information. This call type corresponds to a Q.931 Information transfer capability of Unrestricted, and an Information transfer rate of multi-rate with a base rate of 64 kbit/s and a multiplier of 17.

CC_CALL_TYPE_18x64KBS_UNRESTRICTED

The call type is 18 x 64 kbit/s unrestricted digital information. This call type corresponds to a Q.931 Information transfer capability of Unrestricted, and an Information transfer rate of multi-rate with a base rate of 64 kbit/s and a multiplier of 18.

CC_CALL_TYPE_19x64KBS_UNRESTRICTED

The call type is 19 x 64 kbit/s unrestricted digital information. This call type corresponds to a Q.931 Information transfer capability of Unrestricted, and an Information transfer rate of multi-rate with a base rate of 64 kbit/s and a multiplier of 19.

CC_CALL_TYPE_20x64KBS_UNRESTRICTED

The call type is 20 x 64 kbit/s unrestricted digital information. This call type corresponds to a Q.931 Information transfer capability of Unrestricted, and an Information transfer rate of multi-rate with a base rate of 64 kbit/s and a multiplier of 20.

CC_CALL_TYPE_21x64KBS_UNRESTRICTED

The call type is 21 x 64 kbit/s unrestricted digital information. This call type corresponds to a Q.931 Information transfer capability of Unrestricted, and an Information transfer rate of multi-rate with a base rate of 64 kbit/s and a multiplier of 21.

CC_CALL_TYPE_22x64KBS_UNRESTRICTED

The call type is 22 x 64 kbit/s unrestricted digital information. This call type corresponds to a Q.931 Information transfer capability of Unrestricted, and an Information transfer rate of multi-rate with a base rate of 64 kbit/s and a multiplier of 22.

CC_CALL_TYPE_23x64KBS_UNRESTRICTED

The call type is 23 x 64 kbit/s unrestricted digital information. This call type corresponds to a Q.931 Information transfer capability of Unrestricted, and an Information transfer rate of multi-rate with a base rate of 64 kbit/s and a multiplier of 23.

CC_CALL_TYPE_24x64KBS_UNRESTRICTED

The call type is 24 x 64 kbit/s unrestricted digital information. This call type corresponds to a Q.931 Information transfer capability of Unrestricted, and an Information transfer rate of multi-rate with a base rate of 64 kbit/s and a multiplier of 24.

CC_CALL_TYPE_25x64KBS_UNRESTRICTED

The call type is 25 x 64 kbit/s unrestricted digital information. This call type corresponds to a Q.931 Information transfer capability of Unrestricted, and an Information transfer rate of multi-rate with a base rate of 64 kbit/s and a multiplier of 25.

CC_CALL_TYPE_26x64KBS_UNRESTRICTED

The call type is 26 x 64 kbit/s unrestricted digital information. This call type corresponds to a Q.931 Information transfer capability of Unrestricted, and an Information transfer rate of multi-rate with a base rate of 64 kbit/s and a multiplier of 26.

CC_CALL_TYPE_27x64KBS_UNRESTRICTED

The call type is 27 x 64 kbit/s unrestricted digital information. This call type corresponds to a Q.931 Information transfer capability of Unrestricted, and an Information transfer rate of multi-rate with a base rate of 64 kbit/s and a multiplier of 27.

CC_CALL_TYPE_28x64KBS_UNRESTRICTED

The call type is 28 x 64 kbit/s unrestricted digital information. This call type corresponds to a Q.931 Information transfer capability of Unrestricted, and an Information transfer rate of multi-rate with a base rate of 64 kbit/s and a multiplier of 28.

CC_CALL_TYPE_29x64KBS_UNRESTRICTED

The call type is 29 x 64 kbit/s unrestricted digital information. This call type corresponds to a Q.931 Information transfer capability of Unrestricted, and an Information transfer rate of multi-rate with a base rate of 64 kbit/s and a multiplier of 29.

CC_CALL_TYPE_30x64KBS_UNRESTRICTED

The call type is 30 x 64 kbit/s unrestricted digital information. This call type corresponds to a Q.931 Information transfer capability of Unrestricted, and an Information transfer rate of multi-rate with a base rate of 64 kbit/s and a multiplier of 30.

Flags

The following call flags are defined for Q.931 conforming CCS providers:

CC_ITC_WITH_TONES_AND_ANNOUNCEMENTS"

When set, this flag indicates that the unrestricted digital information includes tones and announcements.

Rules

CC_SETUP_REQ

Parameters

cc_call_type

Specifies the type of call to be set up. For Q.931 conforming CCS providers, the call type can be one of the call types listed under "Call Type and Flags" in this addendum.

cc_call_flags

Specifies the options flags associated with the call. For Q.931 conforming CCS providers, the call flags can be any of the flags listed under "Call Type and Flags" in this addendum.

cc_cdpn_length

Specifies the length of the called party number. For Q.931 conforming CCS providers, the format of the called party number is the format of the Called Party Number parameter (without the parameter type or length octets) as specified in Q.931.

cc_cdpn_offset

Specifies the offset of the called party number from the beginning of the block.

Rules**Rules for call type:**

1. A CCS provider need not support all of the call types listed.

Rules for call flags:

1. The CC_ITC_WITH_TONES_AND_ANNOUNCEMENTS flag may only be set when the call type is unrestricted digital information. When the call type is not unrestricted digital information, this flag should be ignored by the CCS provider.

Rules for called party number:**Rules for generating a SETUP message:**

1. The mandatory (first) Bearer Capability information element in the SETUP message will be derived from the call type and flags. The Bearer Capability information element will contain the Information transfer capability, rate, base and multiplier indicated above.
 - When the call type is CC_CALL_TYPE_128KBS_UNRESTRICTED, the Bearer Capability information element will be coded with an Information transfer capability of unrestricted (or unrestricted with tones and announcements if the flag CC_ITC_WITH_TONES_AND_ANNOUNCEMENTS is set) and an Information transfer rate of 2 x 64 kbit/s uni-rate call. For a multi-rate call, the call type should be coded as CC_CALL_TYPE_2x64KBS_UNRESTRICTED.
 - When the call type is CC_CALL_TYPE_384KBS_UNRESTRICTED, the Bearer Capability information element will be coded with an Information transfer capability of unrestricted (or unrestricted with tones and announcements if the flag CC_ITC_WITH_TONES_AND_ANNOUNCEMENTS is set) and an Information transfer rate of 384 kbit/s uni-rate call. For a multi-rate call, the call type should be coded as CC_CALL_TYPE_6x64KBS_UNRESTRICTED.
 - When the call type is CC_CALL_TYPE_1536KBS_UNRESTRICTED, the Bearer Capability information element will be coded with an Information transfer capability of unrestricted (or unrestricted with tones and announcements if the flag CC_ITC_WITH_TONES_AND_ANNOUNCEMENTS is set) and an Information

transfer rate of 1536 kbit/s uni-rate call. For a multi-rate call, the call type should be coded as `CC_CALL_TYPE_24x64KBS_UNRESTRICTED`.

- When the call type is `CC_CALL_TYPE_1920KBS_UNRESTRICTED`, the Bearer Capability information element will be coded with an Information transfer capability of unrestricted (or unrestricted with tones and announcements if the flag `CC_ITC_WITH_TONES_AND_ANNOUNCEMENTS` is set) and an Information transfer rate of 1920 kbit/s uni-rate call. For a multi-rate call, the call type should be coded as `CC_CALL_TYPE_29x64KBS_UNRESTRICTED`.
 - The mandatory Channel Identification information element in the SETUP message will be derived from the address to which the stream is bound.
- If the stream is bound to a channel group (the one or more interfaces), then a free channel will be selected automatically by the CCS provider (if possible).
- If the stream is bound to a channel, then the channel identifier of the bound channel will be used.

Rules for state transitions:

1. If the optional information element contains a Sending Complete information element, then the CCS provider will not accept any subsequent `CC_INFORMATION_REQ` primitives from the CCS user, nor will the CCS provider issue any subsequent `CC_MORE_INFO_IND` primitives to the CCS user.

CC_SETUP_IND

Parameters

cc_call_type

Specifies the type of call to be set up. For Q.931 conforming CCS providers, the call type can be one of the call types listed under "Call Type and Flags" in this addendum.

cc_call_flags

Specifies the options flags associated with the call. For Q.931 conforming CCS providers, the call flags can be any of the flags listed under "Call Type and Flags" in this addendum.

cc_cdpn_length

Specifies the length of the called party number. For Q.931 conforming CCS providers, the format of the called party number is the format of the Called Party Number parameter (without the parameter type or length octets) as specified in Q.931.

cc_cdpn_offset

Specifies the offset of the called party number from the beginning of the block.

cc_addr_length

Specifies the length of the address which contains the channel identifier selected for the call.

cc_addr_offset

Specifies the offset of the address from the beginning of the block.

Flags

Call flags can be any of the call flags supported by the CCS provider listed under CC_SETUP_REQ in this addendum.

Rules

Rules for call type:

1. A CCS provider need not support all of the call types listed.

Rules for call flags:

1. The CC_ITC_WITH_TONES_AND_ANNOUNCEMENTS flag may only be set when the call type is unrestricted digital information. When the call type is not unrestricted digital information, this flag should be ignored by the CCS provider.

Rules for called party number:

Rules for obtaining parameters from a SETUP message:

1. The mandatory (first) Bearer Capability information element in the SETUP message will be translated into the call type and flags. The call type and flags correspond to the Bearer Capability information element will contain the Information transfer capability, rate, base and multiplier indicated under "Call Type" and "Flags".
2. The mandatory Channel Identification information element in the SETUP message will be provided in the address parameter.

Rules for state transitions:

1. If the optional information element contains a Sending Complete information element, then the CCS provider will not accept any subsequent CC_MORE_INFO_REQ primitives from the CCS user, nor will the CCS provider issue any subsequent CC_INFORMATION_IND primitives to the CCS user.

CC_SETUP_RES

Parameters

Flags

Rules

CC_SETUP_CON

Parameters

Flags

Rules

CC_CALL_REATTEMPT_IND

Rules

CC_SETUP_COMPLETE_REQ

Parameters

Flags

Rules

CC_SETUP_COMPLETE_IND

Parameters

Flags

Rules

Continuity Check Primitives

CC_CONT_CHECK_REQ

Parameters

Flags

Rules

CC_CONT_TEST_REQ

Parameters

Flags

Rules

CC_CONT_REPORT_REQ

Parameters

Flags

Rules

Call Establishment Primitives

CC_MORE_INFO_REQ**Parameters****Flags****Rules****CC_MORE_INFO_IND****Parameters****Flags****Rules****CC_INFORMATION_REQ****Parameters****Flags****Rules****CC_INFORMATION_IND****Parameters****Flags****Rules****CC_INFO_TIMEOUT_IND****Rules****Rules for issuing primitive:**

1. If the Q.931 conforming CCS provider is expecting additional digits (it has previously issued a CC_MORE_INFO_REQ) and timer T302 expires, the CCS provider will issue this primitive to the CCS user.
2. Upon receipt of this primitive, it is the CCS user's responsibility to determine whether the address digits are sufficient and to issue a CC_SETUP_RES or CC_REJECT_REQ primitive.

For compatibility between CCS providers conforming to Q.931 and CCS providers conforming to Q.764, if the CCS user receives a CC_INFO_TIMEOUT_IND

CC_PROCEEDING_REQ

Parameters

Flags

Rules

CC_PROCEEDING_IND

Parameters

Flags

Rules

CC_ALERTING_REQ

Parameters

Flags

Rules

CC_ALERTING_IND

Parameters

Flags

Rules

CC_PROGRESS_REQ

Parameters

Flags

Rules

CC_PROGRESS_IND

Parameters

Flags

Rules

CC_IBI_REQ

Parameters**Flags****Rules****CC_IBI_IND****Parameters****Flags****Rules****Call Established Primitives****CC_SUSPEND_REQ****Parameters**

cc_flags Indicates the options associated with the suspend. See "Flags" below.

Flags

Q.931 conforming CCS providers do not support suspend flags. This field should be coded zero (0) by the CCS user and ignored by the CCS provider.

Rules**Rules for issuing primitive:**

1. Only the CCS user on the User side of the Q.931 interface can issue a CC_SUSPEND_REQ primitive. If the CCS provider is in Network mode and it receives a CC_SUSPEND_REQ, it should respond with a CC_ERROR_ACK with error CCNOTSUPP.

CC_SUSPEND_IND

cc_flags Indicates the options associated with the suspend. See "Flags" below.

Flags

Q.931 conforming CCS providers do not support suspend flags. This field will be coded zero (0) by the CCS provider and may be ignored by the CCS provider.

CC_SUSPEND_RES**Parameters****Rules**

CC_SUSPEND_CON

Parameters

Rules

CC_SUSPEND_REJECT_REQ

Parameters

cc_cause Specifies the cause for the rejection. For Q.931 conforming CCS providers, the cause values can be any of the values listed in "Cause Values" in this addendum with the exception of CCS_CAUS_NONE.

Flags

Rules

CC_SUSPEND_REJECT_IND

Parameters

cc_cause Specifies the cause for the rejection. For Q.931 conforming CCS providers, the cause values can be any of the values listed in "Cause Values" in this addendum with the exception of CCS_CAUS_NONE.

Flags

Rules

CC_RESUME_REQ

Parameters

cc_flags Indicates the options associated with the resume. See "Flags" below.

Flags

Q.931 conforming CCS providers do not support resume flags. This field should be coded zero (0) by the CCS user and ignored by the CCS provider.

Rules

CC_RESUME_IND

Parameters

cc_flags Indicates the options associated with the resume. See "Flags" below.

Flags

Q.931 conforming CCS providers do not support resume flags. This field should be coded zero (0) by the CCS user and ignored by the CCS provider.

Rules**CC_RESUME_RES****Parameters****Flags****Rules****CC_RESUME_CON****Parameters****Flags****Rules****CC_RESUME_REJECT_REQ****Parameters**

cc_cause Specifies the cause for the rejection. For Q.931 conforming CCS providers, the cause values can be any of the values listed in "Cause Values" in this addendum with the exception of CCS_CAUS_NONE.

Flags**Rules****CC_RESUME_REJECT_IND**

cc_cause Specifies the cause for the rejection. For Q.931 conforming CCS providers, the cause values can be any of the values listed in "Cause Values" in this addendum with the exception of CCS_CAUS_NONE.

Parameters**Flags****Rules****Call Termination Primitives**

Cause Values

Cause values are used in the following primitives:

CC_REJECT_REQ, CC_REJECT_IND, CC_DISCONNECT_REQ, CC_DISCONNECT_IND, CC_RELEASE_REQ, and CC_RELEASE_IND.

Parameters

cc_cause Indicates the case for the rejection, disconnection, or release of a call. For Q.931 conforming CCS providers, the cause values can be any of the cause values listed in Q.850 listed under "Cause Value" below.

Cause Value

Cause values are essentially opaque and cause values will be transferred directly to the corresponding Q.931 message. The following cause values are defined for Q.931 conforming CCS providers:

CC_CAUS_UNALLOCATED_NUMBER

The called party number does not correspond to number allocated to a subscriber or terminal.

CC_CAUS_NO_ROUTE_TO_TRANSIT_NETWORK

(no description)

CC_CAUS_NO_ROUTE_TO_DESTINATION

(no description)

CC_CAUS_SEND_SPECIAL_INFO_TONE

(no description)

CC_CAUS_MISDIALLED_TRUNK_PREFIX

(no description)

CC_CAUS_PREEMPTION

(no description)

CC_CAUS_PREEMPTION_CCT_RESERVED

(no description)

CC_CAUS_NORMAL_CALL_CLEARING

(no description)

CC_CAUS_USER_BUSY

(no description)

CC_CAUS_NO_USER_RESPONDING

(no description)

CC_CAUS_NO_ANSWER

(no description)

CC_CAUS_SUBSCRIBER_ABSENT

(no description)

CC_CAUS_CALL_REJECTED
(no description)

CC_CAUS_NUMBER_CHANGED
(no description)

CC_CAUS_REDIRECT
(no description)

CC_CAUS_OUT_OF_ORDER
(no description)

CC_CAUS_ADDRESS_INCOMPLETE
(no description)

CC_CAUS_FACILITY_REJECTED
(no description)

CC_CAUS_NORMAL_UNSPECIFIED
(no description)

CC_CAUS_NO_CCT_AVAILABLE
(no description)

CC_CAUS_NETWORK_OUT_OF_ORDER
(no description)

CC_CAUS_TEMPORARY_FAILURE
(no description)

CC_CAUS_SWITCHING_EQUIP_CONGESTION
(no description)

CC_CAUS_ACCESS_INFO_DISCARDED
(no description)

CC_CAUS_REQUESTED_CCT_UNAVAILABLE
(no description)

CC_CAUS_PRECEDENCE_CALL_BLOCKED
(no description)

CC_CAUS_RESOURCE_UNAVAILABLE
(no description)

CC_CAUS_NOT_SUBSCRIBED
(no description)

CC_CAUS_OGC_BARRED_WITHIN_CUG
(no description)

CC_CAUS_ICC_BARRED_WITHIN_CUG
(no description)

CC_CAUS_BC_NOT_AUTHORIZED
(no description)

CC_CAUS_BC_NOT_AVAILABLE
(no description)

CC_CAUS_INCONSISTENCY
(no description)

CC_CAUS_SERVICE_OPTION_NOT_AVAILABLE
(no description)

CC_CAUS_BC_NOT_IMPLEMENTED
(no description)

CC_CAUS_FACILITY_NOT_IMPLEMENTED
(no description)

CC_CAUS_RESTRICTED_BC_ONLY
(no description)

CC_CAUS_SERIVCE_OPTION_NOT_IMPLEMENTED
(no description)

CC_CAUS_USER_NOT_MEMBER_OF_CUG
(no description)

CC_CAUS_INCOMPATIBLE_DESTINATION
(no description)

CC_CAUS_NON_EXISTENT_CUG
(no description)

CC_CAUS_INVALID_TRANSIT_NTWK_SELECTION
(no description)

CC_CAUS_INVALID_MESSAGE
(no description)

CC_CAUS_MESSAGE_TYPE_NOT_IMPLEMENTED
(no description)

CC_CAUS_PARAMETER_NOT_IMPLEMENTED
(no description)

CC_CAUS_RECOVERY_ON_TIMER_EXPIRY
(no description)

CC_CAUS_PARAMETER_PASSED_ON
(no description)

CC_CAUS_MESSAGE_DISCARDED
(no description)

CC_CAUS_PROTOCOL_ERROR
(no description)

CC_CAUS_INTERWORKING
(no description)

CC_CAUS_UNALLOCATED_DEST_NUMBER
(no description)

CC_CAUS_UNKNOWN_BUSINESS_GROUP
(no description)

CC_CAUS_EXCHANGE_ROUTING_ERROR
(no description)

CC_CAUS_MISROUTED_CALL_TO_PORTED_NUMBER 26
(no description)

CC_CAUS_LNP_QOR_NUMBER_NOT_FOUND
(no description)

CC_CAUS_PREEMPTION
(no description)

CC_CAUS_PRECEDENCE_CALL_BLOCKED
(no description)

CC_CAUS_CALL_TYPE_INCOMPATIBLE
(no description)

CC_CAUS_GROUP_RESTRICTIONS
(no description)

Rules

In addition to these cause values, the CCS provider might support additional variant-specific cause values.

CC_REJECT_REQ

Parameters

cc_cause Specifies the cause value for the rejection. For Q.931 conforming CCS providers, the cause value will be one of the cause values listed under "Cause Values" in this Addendum.

Flags

Rules

CC_REJECT_IND

Parameters

cc_cause Specifies the cause value for the rejection. For Q.931 conforming CCS providers, the cause value will be one of the cause values listed under "Cause Values" in this Addendum.

Flags

Rules

CC_CALL_FAILURE_IND

Parameters

- cc_reason* Specifies the reason for the failure indication. For Q.931 conforming CCS providers, the reason will be one of the reasons listed under "Call Failure Reasons" below.
- cc_cause* Specifies the cause value for the error indication. For Q.931 conforming CCS providers, the cause value will be one of the cause values listed under "Cause Values" in this addendum.

Call Failure Reasons

ISUP_CALL_FAILURE_ERROR

Indicates that the data link failed and recovered during overlap sending or overlap receiving.

ISUP_CALL_FAILURE_STATUS

Indicates that the CCS provider received a STATUS message from the peer with a unrecoverable mismatch in state.

ISUP_CALL_FAILURE_RESTART

Indicates that the CCS provider received or issued a RESTART message for the channel.

Flags

Rules

CC_DISCONNECT_REQ

Parameters

- cc_cause* Specifies the cause value for the disconnect. For Q.931 conforming CCS providers, the cause value will be one of the cause values listed under "Cause Values" in this addendum.

Rules

CC_DISCONNECT_IND

Parameters

- cc_cause* Indicates the case values for the disconnect. For Q.931 conforming CCS providers, the cause value will be one of the cause values listed under "Cause Value" in this addendum.

Rules

CC_RELEASE_REQ

Parameters

cc_cause Specifies the cause value for the release. For Q.931 conforming CCS providers, the cause value will be one of the cause values listed under "Cause Values" in this addendum.

Rules

Rules for cause:

1. If the request is not the first step in the clearing phase (i.e, the call is not in state CC_WREQ_REL), then the cause value must be specified. Otherwise, the cause value should be coded CC_CAUS_NONE by the CCS user and ignored by the CCS provider.

CC_RELEASE_IND

Parameters

cc_cause Specifies the cause value for the release. For Q.931 conforming CCS providers, the cause value will be one of the cause values listed under "Cause Values" in this addendum.

Rules

Rules for cause:

1. If the request is not the first step in the clearing phase (i.e, the call is not in state CC_WIND_REL), then the cause value will be indicated by the CCS provider. Otherwise, the cause value will be coded CC_CAUS_NONE by the CCS provider and should be ignored by the CCS user.

CC_RELEASE_RES

Parameters

Rules

CC_RELEASE_CON

Parameters

Rules

Management Primitives

CC_RESTART_REQ

Parameters

cc_flags

cc_addr_length

Specifies the length of the address which contains the interface identifier(s) and optional channel identification for the interface(s) or channels to restart.

cc_addr_offset

Specifies the offset of the address from the beginning of the block.

Flags

Rules

CC_RESTART_CON

Parameters

cc_flags

cc_addr_length

Specifies the length of the address which contains the interface identifier(s) and optional channel identification for the interface(s) or channels to restart.

cc_addr_offset

Specifies the offset of the address from the beginning of the block.

Flags

Rules

Q.931 Header File Listing

Addendum for Q.764 Conformance

This addendum describes the formats and rules that are specific to ISUP Q.764. The addendum must be used along with the generic CCI as defined in the main document when implementing a CCS provider that will be configured with the Q.764 call processing layer.

Primitives and Rules for Q.764 Conformance

The following are the rules that apply to the CCI primitives for Q.764 compatibility.

Common Primitive Parameters

Call Control Addresses

Format

The format of call control addresses is as follows:

Parameters

cc_addr_length

Specifies or indicates the length of the call control address. If a call control address is not included in the primitive, this parameter must be coded zero (0).

cc_addr_offset

Specifies or indicates the offset of the address from the beginning of the primitive. If a call control address is not included with the primitive, this parameter must be coded zero (0).

Address Format

The format of the call control addresses for Q.764 conforming CCS providers is as follows:

```
typedef struct isup_addr {
    ulong scope;          /* the scope of the identifier */
    ulong id;             /* the identifier within the scope */
    ulong cic;            /* circuit identification code within the scope */
} isup_addr_t;

#define ISUP_SCOPE_CT      1      /* circuit scope */
#define ISUP_SCOPE_CG     2      /* circuit group scope */
#define ISUP_SCOPE_TG     3      /* trunk group scope */
#define ISUP_SCOPE_SR     4      /* signalling relation scope */
#define ISUP_SCOPE_SP     5      /* signalling point scope */
#define ISUP_SCOPE_DF     6      /* default scope */
```

Address Fields

scope Specifies or indicates the scope of the call control address. See "Scope" below.

id Specifies or indicates the identifier within the scope.

cic Specifies or indicates the Circuit Identification Code significant within the scope.

Scope

The scope of the address is one of the following:

ISUP_SCOPE_CT

Specifies or indicates that the scope of the call control address is a ISUP circuit. The identifier within the scope is an identifier which uniquely identifies a circuit to the CCS provider. Circuit scope addresses may also be used to specify or indicate circuit groups, trunk groups, signalling relations and signalling points. When used in an indication or confirmation primitive, the CCS provider includes the Circuit Identification Code associated with the circuit in the address.

For multi-rate calls where multiple circuits are involved, the circuit scoped address specifies the lowest numerical Circuit Identification Code in the group of circuits.

ISUP_SCOPE_CG

Specifies or indicates that the scope of the call control address is a ISUP circuit group. The identifier within the scope is an identifier which uniquely identifies a circuit group to the CCS provider. Circuit group scope addresses may also be used to specify or indicate signalling relations and signalling points. When used in an indication or confirmation primitive, the CCS provider includes the Circuit Identification Code associated with the circuit group (lowest numerical value CIC in the circuit group range).

ISUP_SCOPE_TG

Specifies or indicates that the scope of the call control address is a ISUP trunk group. The identifier within the scope is an identifier which uniquely identifies a trunk group to the CCS provider. Trunk group scope addresses may also be used to specify or indicate circuits, signalling relations and signalling points. The Circuit Identification Code must be used to specify a circuit within the trunk group.

ISUP_SCOPE_SR

Specifies or indicates that the scope of the call control address is a ISUP signalling relation. The identifier within the scope is an identifier which uniquely identifies a signalling relation to the CCS provider. Signalling relation scope addresses may also be used to specify or indicate circuits and signalling points. The Circuit Identification Code must be used to specify a circuit (equipped or unequipped) within the signalling relation.

ISUP_SCOPE_SP

Specifies or indicates that the scope of the call control address is a ISUP signalling point. The identifier within the scope is an identifier which uniquely identifies a local signalling point to the CCS provider. Signalling point scope addresses may only indicate local signalling points. The Circuit Identification Code is unused and should be ignored by the CCS user and will be coded zero (0) by the CCS provider.

ISUP_SCOPE_DF

Specifies or indicates that the scope of the call control address is the default scope. The identifier within the scope and Circuit Identification Code are unused and should be ignored by the CCS user and will be coded zero (0) by the CCS provider.

Rules**Rules for scope:**

1. In primitives in which the address parameter occurs, the scope field setting indicates the scope of the address parameter.
2. Only one call control address can be specified with a single scope.
3. Not all scopes are necessarily supported by all primitives. See the particular primitive in this addendum.

Rules for addresses:

1. The address contained in the primitive contains the following:
 - A scope.
 - An identifier within the scope or zero (0).
 - A circuit identification code within the scope or zero (0).
2. If the scope of the address is *ISUP_SCOPE_DF*, then both the identifier and circuit identification code fields should be coded zero (0) and will be ignored by the CCS user or provider.
3. If the scope of the address is *ISUP_SCOPE_SP*, then the circuit identification code field should be coded zero (0) and will be ignored by the CCS user or provider.
4. In all other scopes, the circuit identification code is optional and is coded zero (0) if unused.

Optional Parameters**Format**

The format of the optional parameters for Q.764 conforming CCS providers is as follows:

Parameters***cc_opt_length***

Specifies or indicates the length of the optional parameters associated with the primitive. For Q.764 conforming CCS providers, the format of the optional parameters is the format of the Optional Parameters list (without the pointer or End of Optional Parameters octets) as specified in Q.763.

cc_opt_offset

Specifies the offset of the optional parameters from the beginning of the block.

Rules

Rules for optional parameters:

1. The optional parameters provided by the CCS user may be checked for syntax by the CCS provider. If the CCS provider discovers a syntax error in the format of the optional parameters, the CCS provider should respond with a `CC_ERROR_ACK` primitive with error `CCBADOPT`.
2. For some primitives, specific optional parameters might be interpreted by the CCS provider and alter the function of some primitives. See the specific primitive descriptions later in this addendum.
3. Except for optional parameters interpreted by the CCS provider as specified later in this addendum, the optional parameters are treated as opaque and the optional parameter list only is checked for syntax. Opaque parameters will be passed to the ISUP message without examination by the CCS provider.
4. To perform specific functions, additional optional parameters may be added to ISUP messages by the CCS provider.
5. To perform specific functions, optional parameters may be modified by the CCS provider before being added to ISUP messages.

Local Management Primitives

`CC_INFO_ACK`

Parameters

Flags

Rules

`CC_BIND_REQ`

Parameters

cc_addr_length

Indicates the length of the address to bind.

cc_addr_offset

Indicates the offset of the address to bind from the beginning of the block.

cc_setup_ind

Indicates the maximum number of setup (or continuity check) indications that will be outstanding for the listening stream.

cc_bind_flags

Indicates the options associated with the bind. The bind flags can be as follows:

CC_DEFAULT_LISTENER

When set, this flag specifies that this stream is the "default listener stream." This stream is used to pass setup indications (or continuity

check requests) for all incoming calls that contain protocol identifiers that are not bound to any other listener, or when a listener stream with `cc_setup_ind` value of greater than zero is not found. Also, the default listener will receive all incoming call indications that contain no user data (i.e., test calls) and all maintenance indications (i.e., `CC_MAINT_IND`). Only one default listener stream is allowed per occurrence of CCI. An attempt to bind a default listener stream when one is already bound should result in an error (of type `CCADDRBUSY`).

CC_TOKEN_REQUEST

When set, this flag specifies to the CCS provider that the CCS user has requested that a "token" be assigned to the stream (to be used in the call response message), and the token value be returned to the CCS user via the `CC_BIND_ACK` primitive. The token assigned by the CCS provider can then be used by the CCS user in a subsequent `CC_SETUP_RES` primitive to identify the stream on which the call is to be established.

CC_MANAGEMENT

When set, this flag specifies to the CCS provider that this stream is to be used for circuit management indications for the specified addresses.

CC_TEST

When set, this flag specifies to the CCS provider that this stream is to be used for continuity and test call indications for the specified addresses.

CC_MAINTENANCE

When set, this flag specifies to the CCS provider that this stream is to be used for maintenance indications for the specified addresses.

Rules

Rules for address specification:

1. The address contained in the primitive as indicated by `cc_addr_length` and `cc_addr_offset` parameters. The address can be of any ISUP scope.
2. If the `CC_DEFAULT_LISTENER` flag is set, the parameters `cc_addr_length` and `cc_addr_offset` should be coded zero, and will be ignored by the CCS provider.

Rules for setup indications:

1. If the number of setup indications is non-zero, the stream is bound as a listening stream. Listening streams will receive all calls, test calls, and continuity tests that are incoming on the address bound.
 - If the address bound is of scope `ISUP_SCOPE_CT`, only incoming calls on the bound circuit will be delivered to the listening stream.

- If the address bound is of scope ISUP_SCOPE_CG, only incoming calls on the bound circuit group will be delivered to the listening stream.
 - If the address bound is of scope ISUP_SCOPE_TG, only incoming calls on the bound trunk group will be delivered to the listening stream (this is the normal case).
 - If the address bound is of scope ISUP_SCOPE_SR, only incoming calls on the bound signalling relation (from the associated remote point code) will be delivered to the listening stream.
 - If the address bound is of scope ISUP_SCOPE_SP, only incoming calls on the bound local signalling point will be delivered to the listening stream.
 - If the address bound is of scope ISUP_SCOPE_DF, all incoming calls will be delivered to the listening stream.
 - Streams bound at one scope takes precedence over a stream bound at another scope in the order: circuit, circuit group, trunk group, signalling relation, signalling point and default scope.
2. Once a stream has successfully bound as a listening stream, it should be prepared to receive incoming calls, test calls and continuity tests.

Rules for bind flags:

1. For Q.764 conformance, the CC_DEFAULT_LISTENER will receive all incoming calls, test calls, continuity tests, circuit management indications and maintenance indications that have no other listening stream. There can only be one stream bound with the CC_DEFAULT_LISTENER flag set.
2. Only one of CC_DEFAULT_LISTENER, CC_MANAGEMENT, CC_TEST and CC_MAINTENANCE may be set.
3. Streams bound with the CC_MANAGEMENT flag set will receive only circuit management indications and will not receive any calls.
4. Streams bound with the CC_TEST flag set will receive only continuity test and test call indications and will not receive normal calls, circuit management or maintenance indications.
5. Streams bound with the CC_MAINTENANCE flag set will receive only maintenance indications and will not receive any circuit management indications or calls.

CC_BIND_ACK

Parameters

cc_addr_length

Indicates the length of the address to bind.

cc_addr_offset

Indicates the offset of the address to bind from the beginning of the block.

cc_setup_ind

Indicates the maximum number of setup (or continuity check) indications that will be outstanding for the listening stream.

Flags

See CC_BIND_REQ in this Addendum.

Rules

See CC_BIND_REQ in this Addendum.

CC_OPTMGMT_REQ

Parameters

Flags

Rules

Call Setup Primitives

CC_SETUP_REQ

Parameters

cc_call_type

Specifies the type of call to be set up. Q.764 conforming CCS providers must support the following call types:

CC_CALL_TYPE_SPEECH

The call type is speech. This call type corresponds to a Q.764 transmission medium requirement of *Speech*.

CC_CALL_TYPE_64KBS_UNRESTRICTED

The call type is 64 kbit/s unrestricted digital information. This call type corresponds to a Q.764 transmission medium requirement of *64 kbit/s Unrestricted Digital Information*.

CC_CALL_TYPE_3.1kHz_AUDIO

The call type is 3.1 kHz audio. This call type corresponds to a Q.764 transmission medium requirement of *3.1 kHz Audio*.

CC_CALL_TYPE_64KBS_PREFERRED

The call type is 64 kbit/s preferred. This call type corresponds to a Q.764 transmission medium requirement of *64 kbit/s Preferred*.

CC_CALL_TYPE_2x64KBS_UNRESTRICTED

The call type is 2 x 64 kbit/s unrestricted digital information. This call type corresponds to a Q.764 transmission medium requirement of *2 x 64 kbit/s Unrestricted Digital Information*.

CC_CALL_TYPE_384KBS_UNRESTRICTED

The call type is 384 kbit/s unrestricted digital information. This call type corresponds to a Q.764 transmission medium requirement of *384 kbit/s Unrestricted Digital Information*.

CC_CALL_TYPE_1536KBS_UNRESTRICTED

The call type is 1536 kbit/s unrestricted digital information. This call type corresponds to a Q.764 transmission medium requirement of *1536 kbit/s Unrestricted Digital Information*.

CC_CALL_TYPE_1920KBS_UNRESTRICTED

The call type is 1920 kbit/s unrestricted digital information. This call type corresponds to a Q.764 transmission medium requirement of *1920 kbit/s Unrestricted Digital Information*.

cc_user_ref

Specifies the CCS user call reference to be associated with the call setup request. The CCS provider will use this user call reference in any indications given before the CC_SETUP_CON primitive is issued.

cc_call_flags

Specifies the options associated with the call. Q.764 conforming CCS providers must support the following flags:

The following flags correspond to bits in the *Nature of Connection Indicators* parameter of Q.763:

ISUP_NCI_ONE_SATELLITE_CCT

ISUP_NCI_TWO_SATELLITE_CCT

When one of these flags is set it indicates that either one or two satellite circuits are present in the connection. Otherwise, it indicates that no satellite circuits are present in the connection.

ISUP_NCI_CONT_CHECK_REQUIRED

ISUP_NCI_CONT_CHECK_PREVIOUS

When one of these flags is set it indicates that either a continuity check is required on the connection, or that a continuity check was performed on a previous connection. Otherwise, it indicates that a continuity check is not required on the connection.

ISUP_NCI_OG_ECHO_CONTROL_DEVICE

When set it indicates that an outgoing half echo control device is included on the connection. Otherwise, it indicates that no outgoing half echo control device is included on the connection.

The following flags correspond to bits in the *Forward Call Indicators* parameter of Q.763:

ISUP_FCI_INTERNATIONAL_CALL

When this flag is set, the call is to be treated as an international call. Otherwise, the call is to be treated as a national call.

ISUP_FCI_PASS_ALONG_E2E_METHOD_AVAILABLE

ISUP_FCI_SCCP_E2E_METHOD_AVAILABLE

When one of these flags is set, either the pass along end-to-end method is available or the SCCP end-to-end method is available.

Otherwise, no end-to-end method is available and only link-by-link method is available.

ISUP_FCL.INTERWORKING_ENCOUNTERED

When this flag is set, interworking has been encountered on the call. Otherwise, no interworking has been encountered on the call.

ISUP_FCL.E2E_INFORMATION_AVAILABLE

When this flag is set, end-to-end information is now available. Otherwise, no end-to-end information is available.

ISUP_FCL.ISDN_USER_PART_ALL_THE_WAY

When this flag is set, ISDN User Part has been used all the way on the call. Otherwise, ISDN User Part has not been used all the way.

ISUP_FCL.ORIGINATING_ACCESS_ISDN

When this flag is set, the originating access is ISDN. Otherwise, the originating access is non-ISDN.

ISUP_FCL.SCCP_CLNS_METHOD_AVAILABLE

ISUP_FCL.SCCP_CONS_METHOD_AVAILABLE

ISUP_FCL.SCCP_ALL_METHODS_AVAILABLE

When one of these flags is set, either the connectionless SCCP method is available, the connection oriented SCCP method is available, or both methods are available. Otherwise, no SCCP method is indicated as available.

cc_cdpn_length

Specifies the length of the called party number. For Q.764 conforming CCS providers, the format of the called party number is the format of the Called Party Number parameter (without the parameter type or length octets) as specified in Q.763.

cc_cdpn_offset

Specifies the offset of the called party number from the beginning of the block.

Rules

Rules for call reference:

1. If the ISUP user wishes to setup multiple outgoing calls on the same stream, the ISUP user associates a user call reference with each of the setup requests so that the indication, confirmation and acknowledgement primitives can be associated with the specific call setup request.
2. User call references are only necessary if multiple outgoing calls are to setup at the same time.
3. User call references only need be valid until a setup confirmation, call reattempt indication, release indication or call failure indication has been received in response to the setup request. A setup confirmation will contain a CCS provider call reference which can be used to distinguish the call from other calls to the CCS provider.

Rules for call type:

1. All Q.764 conforming CCS provider must support the following call types:
CC_CALL_TYPE_SPEECH, CC_CALL_TYPE_64KBS_UNRESTRICTED,
CC_CALL_TYPE_3.1kHz_AUDIO, and CC_CALL_TYPE_64KBS_PREFERRED.
2. Support for other call types is optional and implementation-specific.

Rules for flags:

1. Q.764 conforming CCS providers must support all of the flags listed above.
2. Only one of the following flags may be set:
ISUP_NCI_ONE_SATELLITE and ISUP_NCI_TWO_SATELLITE.
3. Only one of the following flags may be set:
ISUP_NCI_CONT_CHECK_REQUIRED and ISUP_NCI_CONT_CHECK_PREVIOUS.
4. Only one of the following flags may be set:
ISUP_FCI_PASS_ALONG_E2E_METHOD_AVAILABLE and ISUP_FCI_SCCP_E2E_METHOD_AVAILABLE.
5. Only one of the following flags may be set, and only if ISUP_FCI_SCCP_E2E_METHOD_AVAILABLE is also set:
ISUP_FCI_SCCP_CLNS_METHOD_AVAILABLE, ISUP_FCI_SCCP_CONS_METHOD_AVAILABLE
and ISUP_FCI_SCCP_ALL_METHODS_AVAILABLE.

CC_SETUP_IND

Parameters

cc_call_ref Indicates the CCS provider-assigned call reference associated with the call.

cc_call_type

Indicates the type of call to be set up. For Q.764 conforming CCS providers, the call type can be one of the call types listed in this addendum under CC_SETUP_REQ.

cc_call_flags

Indicates the options associated with the call. Q.764 conforming CCS providers indicate the flags listed in this addendum under CC_SETUP_REQ.

cc_addr_length

Indicates the length of the call control address (circuit(s)) upon which the call setup is indicated.

cc_addr_offset

Indicates the offset of the call control address from the start of the block.

cc_cdpn_length

Indicates the length of the called party number. For Q.764 conforming CCS providers, the format of the called party number is the format of the Called Party Number parameter (without the parameter type or length octets) as specified in Q.763.

cc_cdpn_offset

Indicates the offset of the called party number from the beginning of the block.

cc_opt_length

Indicates the length of the optional parameters associated with the IAM, excluding the end of optional parameters tag.

cc_opt_offset

Indicates the offset of the options from the beginning of the block.

Rules

Rules for call reference:

1. The ISUP provider will indicate a unique call reference to the CCS user which is used to associate response and request primitives with the call setup indication.
2. Provider call references will always be indicated.
3. Provider call references are only valid until a call failure or release indication has been issued by the CCS provider.
4. Provider call references are only valid for streams upon which the CC_SETUP_IND is issued, or for streams upon which the call was accepted by the CCS user with a CC_SETUP_RES primitive.
5. Provider call references are unique across the provider.

Rules for call type:

1. The rules for call type in section CC_SETUP_REQ in this addendum also apply to the CC_SETUP_IND. All Q.764 conforming CCS providers must support the following call types:
CC_CALL_TYPE_SPEECH, CC_CALL_TYPE_64KBS_UNRESTRICTED,
CC_CALL_TYPE_3.1KHZ_AUDIO, and CC_CALL_TYPE_64KBS_PREFERRED.
2. Support for additional call types is optional and implementation-specific.

Rules for setup flags:

1. The rules for setup flags in section CC_SETUP_REQ in this addendum also apply to the CC_SETUP_IND.

Rules for addresses:

1. Call control addresses in the CC_SETUP_IND are of scope ISUP_SCOPE_CT and identify the circuit(s) upon which the call setup is indicated.
2. For multi-rate calls, the call control address indicates the base circuit (numerically lowest Circuit Identification Code) of the multi-rate call.

CC_SETUP_RES

Parameters

cc_call_ref Specifies the call reference of the CC_SETUP_IND to which the CCS user is responding.

cc_token_value

Specifies the token of a stream upon which to accept the call setup.

Rules

Rules for call reference:

1. The call reference specified by the CCS User must be a call reference which was previously indicated by the CCS provider in an outstanding CC_SETUP_IND. Otherwise the CCS provider will respond with a CC_ERROR_ACK primitive with error CCBAD-CLR.

Rules for token value:

1. If the token is the token value of the stream upon which the corresponding CC_SETUP_IND was received, or zero (0), then the call setup will be accepted on the stream upon which the CC_SETUP_IND was received.
2. If the token is non-zero and different from the listening stream, the call setup will be accepted on the specified stream.

CC_SETUP_CON

Parameters

cc_user_ref

Indicates the CCS user call reference that was specified in the CC_SETUP_REQ. This call reference is used by the CCS user to associated the CC_SETUP_CON with an outstanding CC_SETUP_REQ primitive.

cc_call_ref Indicates the CCS provider call reference that is to be associated with the call. This call reference is used by the CCS provider to identify the call and is to be used by the CCS user in all subsequent primitives referencing the call.

cc_addr_length

Indicates the length of the identifier of the circuit upon which the call setup is confirmed.

cc_addr_offset

Indicates the offset of the identifier from the start of the block.

Rules

Rules for call reference:

1. The CCS user call reference will be the same as the call reference provided by the user in the CC_SETUP_REQ primitive.
2. The CCS provider call reference will follow the rules of the CC_SETUP_IND in this Addendum.

Rules for addresses:

1. The call control address indicated in the CC_SETUP_CON is a ISUP_SCOPE_CT (circuit scoped) call control address which identifies the circuit(s) upon which the outgoing call will be connected.

2. For multi-rate calls, the call control address specifies the base circuit (lowest numerical Circuit Identification Code) for the multi-rate call.

CC_CALL_REATTEMPT_IND

Parameters

cc_user_ref

Indicates the CCS user call reference for the call. This reference identifies the corresponding CC_SETUP_REQ primitives to the CCS user for which the call reattempt need be performed.

cc_reason Indicates the reason for the reattempt. The reason can be one of the following values:

ISUP_REATTEMPT_DUAL_SEIZURE

Indicates that the circuit was seized by a controlling exchange during the initial setup of the call (i.e, before any backward message was received).

ISUP_REATTEMPT_RESET

Indicates that the circuit was reset during the initial setup of the call (i.e, before any backward message was received).

ISUP_REATTEMPT_BLOCKING

Indicates that the circuit was blocked during the initial setup of the call (i.e, before any backward message was received).

ISUP_REATTEMPT_T24_TIMEOUT

Indicates that COT failure occurred on the circuit (due to T24 timeout).

ISUP_REATTEMPT_UNEXPECTED

Indicates that an unexpected message was received for the call during the initial setup of the call (i.e, before any backward message was received).

ISUP_REATTEMPT_COT_FAILURE

Indicates that COT failed on the circuit (due to transmission of COT message indicating failure).

ISUP_REATTEMPT_CIRCUIT_BUSY

Indicates that the specified circuit was busy.

Rules

Rules for call reference:

1. The CCS user call reference is a call reference associated with an outstanding CC_SETUP_REQ primitive to which the CCS provider is responding.

Rules for reason:

1. The Q.764 conforming CCS provider will provide one of the reasons listed above.
2. The ISUP_REATTEMPT_DUAL_SEIZURE reason will only be indicated if the CCS user represents a non-controlling exchange for the associated trunk group.
3. The ISUP_REATTEMPT_T24_TIMEOUT reason will only be indicated if the outgoing call includes a continuity test and a positive CC_CONT_REPORT_REQ was not issued to the CCS provider by a test stream within T24.
4. The ISUP_REATTEMPT_COT_FAILURE reason will only be indicated if the outgoing call includes a continuity test and a negative CC_CONT_REPORT_REQ was issued to the CCS provider by a test stream within T24.
5. The ISUP_REATTEMPT_CIRCUIT_BUSY reason will only be indicated if the stream issuing the CC_SETUP_REQ primitive is bound to a circuit (ISUP_SCOPE_CT) and the circuit is busy with another call.

CC_SETUP_COMPLETE_REQ

Rules

For compatibility between CCS providers conforming to Q.931 and CCS providers conforming to Q.764, if a CCS provider conforming to Q.764 receives a CC_SETUP_COMPLETE_REQ for a call reference in the CCS_ANSWERED state (CCS_ICC_ANSWERED), the CCS provider will ignore the primitive.

CC_SETUP_COMPLETE_IND

Rules

For compatibility between CCS providers conforming to Q.931 and CCS providers conforming to Q.764, if a CCS provider conforming to Q.764 issues a CC_SETUP_COMPLETE_IND for a call reference in the CCS_ANSWERED state, the CCS user may ignore the primitive.

Continuity Check Phase

CC_CONT_CHECK_REQ

Parameters

cc_addr_length

Specifies the length of the circuit test address (circuit) upon which the continuity check is to be performed.

cc_addr_offset

Specifies the offset of the circuit test address from the start of the block.

Rules

Rules for addresses:

1. The parameter *cc_addr_length* cannot be zero: i.e, an address must be provided or the CCS provider should respond with CC_ERROR_ACK with an error of CCNOADDR.

2. The address provided must be of scope ISUP_SCOPE_CT and must provide the identifier of the circuit upon which the CCS user is requesting a continuity check.
3. The specified circuit identifier must be equipped else the CCS provider should response with CC_ERROR_ACK and an error of CCBADADDR.

CC_CONT_CHECK_IND

Parameters

cc_call_ref Indicates the CCS provider call reference.

cc_addr_length

Indicates the length of the identifier of the circuit upon which the continuity check is to be performed.

cc_addr_offset

Indicates the offset of the address from the start of the block.

Rules

Rules for call reference:

- 1.

Rules for addresses:

1. The parameter *cc_addr_length* cannot be zero: i.e, an address must be provided or the CCS provider should respond with CC_ERROR_ACK with an error of CCNOADDR.
2. The address provided must be of scope ISUP_SCOPE_CT and must provide the identifier of the circuit upon which the CCS user is requesting a continuity check.
3. The specified circuit test address (circuit identifier) must be equipped else the CCS provider should response with CC_ERROR_ACK and an error of CCBADADDR.

CC_CONT_TEST_REQ

This primitive is only supported when the Loop Back Acknowledgement is used as a national option under Q.764. For compatibility with CCS providers not supporting the national option, if such a CCS provider receives a CC_CONT_TEST_REQ while waiting for a CC_CONT_REPORT_IND, the CCS provider should silently discard the primitive.

Parameters

cc_call_ref Specifies the CCS provider call reference.

cc_addr_length

Indicates the length of the call control address (ISUP_SCOPE_CT circuit identifier) upon which the continuity check is to be performed.

cc_addr_offset

Indicates the offset of the call control address from the start of the block.

Rules

Rules for addresses:

1. The parameter *cc_addr_length* cannot be zero: i.e, an address must be provided or the CCS provider should respond with CC_ERROR_ACK with an error of CCNOADDR.
2. The address provided must be the identifier of the circuit upon which the CCS user is requesting a continuity check.
3. The specified circuit identifier must be equipped else the CCS provider should response with CC_ERROR_ACK and an error of CCBADADDR.

CC_CONT_TEST_IND

This primitive is only supported when the Loop Back Acknowledgement is used as a national option under Q.764. For compatibility with CCS providers not supporting the national option, such a CCS provider will issue a CC_CONT_TEST_IND in response to a CC_CONT_CHECK_REQ following the CC_OK_ACK.

Parameters

cc_call_ref Specifies the CCS provider call reference.

cc_addr_length
Specifies the length of the identifier of the circuit upon which the continuity check is to be performed.

cc_addr_offset
Specifies the offset of the address from the start of the block.

Rules

Rules for call reference:

1. The CCS provider assigned call reference is used to associate an outstanding continuity test indication (CC_CONT_CHECK_IND or call setup indication CC_SETUP_IND including a continuity test (ISUP_NCI_CONT_CHECK_REQUIRED)).

Rules for addresses:

1. The parameter *cc_addr_length* cannot be zero: i.e, an address must be provided or the CCS provider should respond with CC_ERROR_ACK with an error of CCNOADDR.
2. The address provided must be the identifier of the circuit upon which the CCS user is requesting a continuity check.
3. The specified circuit identifier must be equipped else the CCS provider should response with CC_ERROR_ACK and an error of CCBADADDR.

CC_CONT_REPORT_REQ

Parameters

cc_user_ref
Specifies the CCS User assigned call reference.

- cc_call_ref* Specifies the CCS Provider assigned call reference.
- cc_result* Specifies the result of the continuity test, whether success or failure. For Q.764 conforming CCS provider, the result parameter can be one of the following values:
- ISUP_COT_SUCCESS*
Indicates that the continuity check test was successful.
- ISUP_COT_FAILURE*
Indicates that the continuity check test failed.
- cc_addr_length*
Specifies the length of the identifier of the circuit upon which the continuity check is to be performed.
- cc_addr_offset*
Specifies the offset of the address from the start of the block.

Rules

Rules for addresses:

1. The parameter *cc_addr_length* cannot be zero: i.e, an address must be provided or the CCS provider should respond with CC_ERROR_ACK with an error of CCNOADDR.
2. The address provided must be the identifier of the circuit upon which the CCS user is requesting a continuity check.
3. The specified circuit identifier must be equipped else the CCS provider should response with CC_ERROR_ACK and an error of CCBADADDR.

CC_CONT_REPORT_IND

Parameters

- cc_call_ref* Indicates the CCS provider assigned call reference.
- cc_result* Indicates the result of the continuity test, whether success or failure. For Q.764 conforming CCS provider, the result parameter can be one of the following values:
- ISUP_COT_SUCCESS*
Indicates that the continuity check test was successful.
- ISUP_COT_FAILURE*
Indicates that the continuity check test failed.

Rules

Rules for call reference:

- 1.

Call Establishment Primitives

CC_MORE_INFO_REQ

Rules

Rules for issuing primitive:

1. This primitive is not directly supported by Q.764 conforming CCS providers. For compatibility with Q.931 conforming CCS providers, if the Q.764 conforming CCS provider receives a CC_MORE_INFO_REQ in state CCS_WRES_SIND, it should invoke any interworking procedures and silently discard the primitive.

CC_MORE_INFO_IND

Rules

Rules for issuing primitive:

1. This primitive may optionally be issued by a Q.764 conforming CCS provider in the *overlap* signalling mode, if the appropriate timer has expired and the CCS provider has not received an indication that the provided address is complete.

CC_INFORMATION_REQ

Parameters

cc_call_ref Specifies the CCS provider assigned call reference for the call.

cc_subn_length

Specifies the length of the subsequent number. For Q.764 conforming CCS providers, the format of the called party address is the format of the Subsequent Number parameter (without the parameter type or length octets) as specified in Q.763.

cc_subn_offset

Specifies the offset of the subsequent number from the beginning of the block.

Rules

Rules for issuing primitive:

1. This primitive will only be issued before any CC_PROCEEDING_IND, CC_ALERTING_IND, CC_PROGRESS_IND, or CC_IBL_IND has occurred on the stream while in the CCS_WCON_SREQ state. If not, the CCS provider should respond with a CC_ERROR_ACK primitive with error CCOUTSTATE.
2. This primitive must not be issued if the preceding CC_SETUP_REQ contained a called party address which was complete (i.e, contains a ST code following the digits). If it is, the CCS provider should respond with a CC_ERROR_ACK with error CCBADADDR.
3. This primitive must not be issued if the trunk group or circuit to which the stream is bound is configured for *en bloc* operation. If it is, the CCS provider should respond with a CC_ERROR_ACK with error CCNOTSUPP.

CC_INFORMATION_IND

Parameters

cc_call_ref Indicates the CCS provider assigned call reference.

cc_subn_length

Indicates the length of the subsequent number. For Q.764 conforming CCS providers, the format of the subsequent number is the format of the Subsequent Number parameter (without the parameter type or length octets) as specified in Q.763.

cc_subn_offset

Indicates the offset of the subsequent number from the beginning of the block.

Rules

Rules for issuing primitive:

1. This primitive will only be issued by the CCS provider before any CC_PROCEEDING_REQ, CC_ALERTING_REQ, CC_PROGRESS_REQ, or CC_IBI_REQ has been received in state CCS_WCON_SREQ.
2. This primitive will not be issued by the CCS provider if the preceding CC_SETUP_REQ contained a complete called party address (i.e, contains an ST code following the digits), or if the trunk group or circuit is configured for *en bloc* operation.

CC_INFO_TIMEOUT_IND

Rules

Rules for issuing primitive:

1. If the Q.764 conforming CCS provider encounters interworking on a call and is not expecting an address complete message, and timer T11 expires, the CCS provider will issue this primitive to the CCS user.
2. Upon receipt of this primitive, it is the CCS user's responsibility to determine whether the address digits are sufficient and to issue a CC_SETUP_RES or CC_REJECT_REQ primitive.

For compatibility between CCS providers conforming to Q.931 and CCS providers conforming to Q.764, if the CCS user receives a CC_INFO_TIMEOUT_IND

CC_PROCEEDING_REQ

Parameters

cc_flags Specifies the options associated with the call. Indicates the flags associated with the primitive. For Q.764 conforming CCS providers, call flags can be any of the following: Q.764 conforming CCS provider must support the following flags:

The following flags correspond to bits in the Backward Call Indicators parameter of Q.763:

ISUP_BCI_NO_CHARGE

ISUP_BCI_CHARGE

When one of these flags is set, it indicates that the call is not to be charged, or the call is to be charged. Otherwise, it indicates that there is no indication with regard to charging.

ISUP_BCI_SUBSCRIBER_FREE

ISUP_BCI_CONNECT_FREE

When one of these flags is set, it indicates that the terminating subscriber is free, or that the connection is free. Otherwise, no indication is given.

ISUP_BCI_ORDINARY_SUBSCRIBER

ISUP_BCI_PAYPHONE

When one of these flags is set, it indicates that the call has terminated to an ordinary subscriber, or that the call has terminated to a pay phone.

ISUP_BCI_PASS_ALONG_E2E_METHOD_AVAILABLE

ISUP_BCI_SCCP_E2E_METHOD_AVAILABLE

When one of these flags is set, either the pass along end-to-end method is available, or the SCCP end-to-end method is available. Otherwise, no end-to-end method is available and only link-by-link method is available.

ISUP_BCI_INTERWORKING_ENCOUNTERED

When this flag is set, interworking has been encountered on the call. Otherwise, to interworking has been encountered on the call.

ISUP_BCI_E2E_INFORMATION_AVAILABLE

When this flag is set, end-to-end information is now available. Otherwise, no end-to-end information is available.

ISUP_BCI_ISDN_USER_PART_ALL_THE_WAY

When this flag is set, ISDN User Part has been used all the way on the call, Otherwise, ISDN User Part has not be used all the way.

ISUP_BCI_HOLDING_REQUESTED

When this flag is set, holding is requested. Otherwise, holding is not requested.

ISUP_BCI_TERMINATING_ACCESS_ISDN

When this flag is set, the terminating access is ISDN. Otherwise, the terminating access is non-ISDN.

ISUP_BCI_IC_ECHO_CONTROL_DEVICE

When set, this flag indicates that an incoming half echo control device is included on the connection. Otherwise, it indicates that no incoming half echo control device is included in the connection.

ISUP_BCI_SCCP_CLNS_METHOD_AVAILABLE
ISUP_BCI_SCCP_CONS_METHOD_AVAILABLE
ISUP_BCI_SCCP_ALL_METHODS_AVAILABLE

When one of these flags is set, either the connectionless SCCP method is available, the connection oriented SCCP method is available, or both methods are available. Otherwise, no SCCP method is indicated as available.

Rules

Rules for issuing primitive:

1. This primitive can only be issued by the CCS user before any CC_ALERTING_REQ, CC_PROGRESS_REQ or CC_IBI_REQ has been issued while in state CCS_WRES_SIND.

CC_PROCEEDING_IND

Rules

Rules for issuing primitive:

1. This primitive will only be issued by the CCS provider before any CC_ALERTING_IND, CC_PROGRESS_IND or CC_IBI_IND has been issued while in state CCS_WCON_SREQ.

CC_ALERTING_REQ

Rules

Rules for issuing primitive:

1. This primitive can only be issued by the CCS user before any CC_PROGRESS_REQ or CC_IBI_REQ has been issued while in state CCS_WRES_SIND.

CC_ALERTING_IND

Rules

Rules for issuing primitive:

1. This primitive will only be issued by the CCS provider before any CC_PROGRESS_IND or CC_IBI_IND has been issued while in state CCS_WCON_SREQ.

CC_PROGRESS_REQ

Parameters

cc_event Indicates the progress event. For Q.764 conforming CCS providers, this can be one of the following:

ISUP_EVNT_ALERTING

Indicates that the called party is being alerted. This event is indicated only if a *CC_CALL_PROCEEDING_IND* primitive has already been received.

ISUP_EVNT_PROGRESS

Indicates that the call is progressing with the specified optional parameters.

ISUP_EVNT_IBI

This event is indicated only by the *CC_IBI_IND* primitive and will not appear here.

ISUP_EVNT_CALL_FORWARDED_ON_BUSY

This event indicates that the call has been forwarded on busy and the optional parameters (if any) contain the attributes of the forwarding (e.g., redirecting number, etc.).

ISUP_EVNT_CALL_FORWARDED_ON_NO_ANSWER

This event indicates that the call has been forwarded on no answer and the optional parameters (if any) contain the attributes of the forwarding (e.g., redirecting number, etc.).

ISUP_EVNT_CALL_FORWARDED_UNCONDITIONAL

This event indicates that the call has been forwarded unconditionally and the optional parameters (if any) contain the attributes of the forwarding (e.g., redirecting number, etc.).

cc_flags Indicates the options flags.

ISUP_EVNT_PRESENTATION_RESTRICTED

When set, this flag indicates that the event indication is not to be presented to the caller. Otherwise, the event may be presented to the caller.

Rules

Rules for issuing primitive:

1. This primitive can only be issued by the CCS user before any *CC_IBI_REQ* has been issued while in state *CCS_WRES_SIND*.

Rules for progress event:

1. Q.764 conforming CCS providers must support the complete list of progress events listed above.
2. When this primitive is issued with the event *ISUP_EVNT_ALERTING*, it must follow the rules for the primitive *CC_ALERTING_REQ*.
3. When this primitive is issued with the event *ISUP_EVNT_IBI*, it must follow the rules for the primitive *CC_IBI_REQ*.

Rules for progress flags:

1. The flag `ISUP_EVNT_PRESENTATION_RESTRICTED` cannot be set when the event is `ISUP_EVNT_ALERTING`, `ISUP_EVNT_PROGRESS` or `ISUP_EVNT_IBI`.

CC_PROGRESS_IND

Parameters

cc_event Indicates the progress event. The event can be any of the events listed in this addendum under `CC_PROGRESS_REQ`.

cc_flags Indicates the options flags.

ISUP_EVNT_PRESENTATION_RESTRICTED

When set, this flag indicates that the event indication is not to be presented to the caller. Otherwise, the event may be presented to the caller.

Rules

Rules for issuing primitive:

1. This primitive will only be issued by the CCS provider before any `CC_IBI_IND` has been issued while in state `CCS_WCON_SREQ`.

Rules for progress event:

1. Q.764 conforming CCS providers must support the complete list of progress events listed above.
2. This primitive will not be issued by the CCS provider with event `ISUP_EVNT_ALERTING` or event `ISUP_EVNT_IBI`: instead, a `CC_ALERTING_IND` or `CC_IBI_IND` event will be issued.

Rules for progress flags:

1. The flag `ISUP_EVNT_PRESENTATION_RESTRICTED` cannot be set when the vent is `ISUP_EVNT_PROGRESS`.

CC_IBI_REQ

Rules

CC_IBI_IND

Rules

Call Established Primitives

CC_SUSPEND_REQ

Parameters

cc_flags Specifies options associated with the suspend.

CC_SUSRES_NETWORK_INITIATED

When this flag is set, it indicates that the suspend was network originated. When this flag is not set, it indicates that the suspend was ISDN subscriber initiated.

Rules

Rules for issuing primitive:

1. For Q.764 conforming CCS providers, suspend can be requested by independently either via local provider or the remote provider. A call can be:
 - Not Suspended
 - Locally Suspended
 - Remotely Suspended
 - Locally and Remotely Suspended
2. Requests to locally suspend a call which is already locally suspended should be ignored by the CCS provider.

CC_SUSPEND_IND

Parameters

cc.flags Specifies options associated with the suspend.

CC_SUSRES_NETWORK_INITIATED

When this flag is set, it indicates that the suspend was network originated. When this flag is not set, it indicates that the suspend was ISDN subscriber initiated.

Rules

Rules for issuing primitive:

1. For Q.764 conforming CCS providers, suspend can be requested by independently either via local provider or the remote provider. A call can be:
 - Not Suspended
 - Locally Suspended
 - Remotely Suspended
 - Locally and Remotely Suspended
2. Indications of remote suspension of a call which is already remotely suspended will not be issued by the CCS provider.

CC_SUSPEND_RES

Rules

Rules for issuing primitive:

For compatibility between CCS providers conforming to Q.931 and CCS providers conforming to Q.764, if the CCS provider receives a CC_SUSPEND_RES in the

CCS.WRES.SUSIND or CCS.SUSPENDED states, the CCS provider should ignore the CC.SUSPEND.RES primitive and move directly to the CCS.SUSPENDED state if it has not already done so.

CC_SUSPEND_REJECT_REQ

Rules

Rules for issuing primitive:

For compatibility between CCS providers conforming to Q.931 and CCS providers conforming to Q.764, if the CCS provider receives a CC.SUSPEND.REJECT.REQ in the CCS.WRES.SUSIND or CCS.SUSPENDED states, the CCS provider should reply with a CC.ERROR.ACK primitive with error CCNOTSUPP.

CC_RESUME_REQ

Parameters

cc.flags Specifies options associated with the resume.

CC_SUSRES_NETWORK_INITIATED

When this flag is set, it indicates that the resume was network originated. When this flag is not set, it indicates that the resume was ISDN subscriber initiated.

Rules

CC_RESUME_IND

Parameters

cc.flags Specifies options associated with the resume.

CC_SUSRES_NETWORK_INITIATED

When this flag is set, it indicates that the resume was network originated. When this flag is not set, it indicates that the resume was ISDN subscriber initiated.

Rules

CC_RESUME_RES

Rules

Rules for issuing primitive:

For compatibility between CCS providers conforming to Q.931 and CCS providers conforming to Q.764, if the CCS provider receives a CC.RESUME.RES in the CCS.WRES.SUSIND or CCS.ANSWERED states, the CCS provider should ignore the CC.RESUME.RES primitive and move directly to the CCS.RESUMEED state if it has not already done so.

CC_RESUME_REJECT_REQ

Rules

Rules for issuing primitive:

For compatibility between CCS providers conforming to Q.931 and CCS providers conforming to Q.764, if the CCS provider receives a CC_RESUME_REJECT_REQ in the CCS_WRES_SUSIND or CCS_ANSWERED states, the CCS provider should reply with a CC_ERROR_ACK primitive with error CCNOTSUPP.

Call Termination Primitives

CC_REJECT_REQ

Rules

Rules for issuing primitive:

For compatibility between CCS providers conforming to Q.931 and CCS providers conforming to Q.764, if the CCS provider receives a CC_REJECT_REQ in the CCS_WRES_SIND (CCS_ICC_WAIT_COT or CCS_ICC_WAIT_ACM) states, the provider should perform an automatic release procedure and move to the CCS_WAIT_RLC state.

CC_CALL_FAILURE_IND

Parameters

cc_cause Indicates the cause of the failure. The *cc_cause* can have one of the following values:

ISUP_CALL_FAILURE_COT_FAILURE

Indicates that the continuity check on the circuit failed. This applies to incoming calls only.

ISUP_CALL_FAILURE_RESET

ISUP_CALL_FAILURE_RECV_RLC

Indicates that the circuit was not completely released by the distant end. This applies to incoming calls only.

ISUP_CALL_FAILURE_BLOCKING

Indicates that the circuit was blocked during call setup. This applies to incoming calls only.

ISUP_CALL_FAILURE_T2_TIMEOUT

ISUP_CALL_FAILURE_T3_TIMEOUT

ISUP_CALL_FAILURE_T6_TIMEOUT

Indicates that the call was suspended beyond the allowable period. This applies to all established calls.

ISUP_CALL_FAILURE_T7_TIMEOUT

Indicates that there was no response to the call setup request. This applies to outgoing calls only.

ISUP_CALL_FAILURE_T8_TIMEOUT

Indicates that the call failed waiting for a continuity check report from the distant end. This applies to incoming calls only.

ISUP_CALL_FAILURE_T9_TIMEOUT

Indicates that the call failed while waiting for the distant end to answer. This applies to outgoing calls only.

ISUP_CALL_FAILURE_T35_TIMEOUT

Indicates that additional information (digits) were not received from the caller within a sufficient period. This applies to incoming calls only.

ISUP_CALL_FAILURE_T38_TIMEOUT

Indicates that the call was suspended beyond the allowable period. This applies to all established calls.

*ISUP_CALL_FAILURE_CIRCUIT_BUSY***Rules****CC_DISCONNECT_REQ****Rules**

For compatibility between CCS providers conforming to Q.931 and CCS providers conforming to Q.764, if the CCS provider receives a CC_DISCONNECT_REQ, the provider should respond with CC_ERROR_ACK with the error CCNOTSUPP.

CC_RELEASE_REQ**Parameters**

cc_cause Indicates the cause of the release. Cause can be one of the following values:

CC_CAUS_UNALLOCATED_NUMBER

(no description)

CC_CAUS_NO_ROUTE_TO_TRANSIT_NETWORK

(no description)

CC_CAUS_NO_ROUTE_TO_DESTINATION

(no description)

CC_CAUS_SEND_SPECIAL_INFO_TONE

(no description)

CC_CAUS_MISDIALLED_TRUNK_PREFIX

(no description)

CC_CAUS_PREEMPTION

(no description)

CC_CAUS_PREEMPTION_CCT_RESERVED
(no description)

CC_CAUS_NORMAL_CALL_CLEARING
(no description)

CC_CAUS_USER_BUSY
(no description)

CC_CAUS_NO_USER_RESPONDING
(no description)

CC_CAUS_NO_ANSWER
(no description)

CC_CAUS_SUBSCRIBER_ABSENT
(no description)

CC_CAUS_CALL_REJECTED
(no description)

CC_CAUS_NUMBER_CHANGED
(no description)

CC_CAUS_REDIRECT
(no description)

CC_CAUS_OUT_OF_ORDER
(no description)

CC_CAUS_ADDRESS_INCOMPLETE
(no description)

CC_CAUS_FACILITY_REJECTED
(no description)

CC_CAUS_NORMAL_UNSPECIFIED
(no description)

CC_CAUS_NO_CCT_AVAILABLE
(no description)

CC_CAUS_NETWORK_OUT_OF_ORDER
(no description)

CC_CAUS_TEMPORARY_FAILURE
(no description)

CC_CAUS_SWITCHING_EQUIP_CONGESTION
(no description)

CC_CAUS_ACCESS_INFO_DISCARDED
(no description)

CC_CAUS_REQUESTED_CCT_UNAVAILABLE
(no description)

CC_CAUS_PRECEDENCE_CALL_BLOCKED
(no description)

CC_CAUS_RESOURCE_UNAVAILABLE
(no description)

CC_CAUS_NOT_SUBSCRIBED
(no description)

CC_CAUS_OGC_BARRED_WITHIN_CUG
(no description)

CC_CAUS_ICC_BARRED_WITHIN_CUG
(no description)

CC_CAUS_BC_NOT_AUTHORIZED
(no description)

CC_CAUS_BC_NOT_AVAILABLE
(no description)

CC_CAUS_INCONSISTENCY
(no description)

CC_CAUS_SERVICE_OPTION_NOT_AVAILABLE
(no description)

CC_CAUS_BC_NOT_IMPLEMENTED
(no description)

CC_CAUS_FACILITY_NOT_IMPLEMENTED
(no description)

CC_CAUS_RESTRICTED_BC_ONLY
(no description)

CC_CAUS_SERIVCE_OPTION_NOT_IMPLEMENTED
(no description)

CC_CAUS_USER_NOT_MEMBER_OF_CUG
(no description)

CC_CAUS_INCOMPATIBLE_DESTINATION
(no description)

CC_CAUS_NON_EXISTENT_CUG
(no description)

CC_CAUS_INVALID_TRANSIT_NTWK_SELECTION
(no description)

CC_CAUS_INVALID_MESSAGE
(no description)

CC_CAUS_MESSAGE_TYPE_NOT_IMPLEMENTED
(no description)

CC_CAUS_PARAMETER_NOT_IMPLEMENTED
(no description)

CC_CAUS_RECOVERY_ON_TIMER_EXPIRY
(no description)

CC_CAUS_PARAMETER_PASSED_ON
(no description)

CC_CAUS_MESSAGE_DISCARDED
(no description)

CC_CAUS_PROTOCOL_ERROR
(no description)

CC_CAUS_INTERWORKING
(no description)

CC_CAUS_UNALLOCATED_DEST_NUMBER
(no description)

CC_CAUS_UNKNOWN_BUSINESS_GROUP
(no description)

CC_CAUS_EXCHANGE_ROUTING_ERROR
(no description)

CC_CAUS_MISROUTED_CALL_TO_PORTED_NUMBER 26
(no description)

CC_CAUS_LNP_QOR_NUMBER_NOT_FOUND
(no description)

CC_CAUS_PREEMPTION
(no description)

CC_CAUS_PRECEDENCE_CALL_BLOCKED
(no description)

CC_CAUS_CALL_TYPE_INCOMPATIBLE
(no description)

CC_CAUS_GROUP_RESTRICTIONS
(no description)

Rules

CC_RELEASE_IND

Parameters

cc_cause Indicates the cause of the release. Cause can be one of the cause value listed in this addendum under CC_RELEASE_REQ.

Rules

Management Primitives

CC_RESTART_REQ

Rules

For compatibility between CCS providers conforming to Q.931 and CCS provider conforming to Q.764, if the CCS provider conforming to Q.764 receives a CC_RESTART_REQ, the provider should respond with CC_ERROR_ACK with the error CCNOTSUPP.

CC_RESET_REQ

Parameters

cc_flags Indicates the options flags.

ISUP_GROUP

When set, this flag indicates that the operation is to be performed on a group of call control addresses and that any circuit identifier in the specified call control address is to be interpreted by the CCS provider as a circuit group identifier.

cc_addr_length

Indicates the length of the address which consists of a circuit identifier.

cc_addr_offset

Indicates the offset of the address from the start of the block.

Rules

CC_RESET_IND

Parameters

cc_flags Indicates the options flags.

ISUP_GROUP

When set, this flag indicates that the operation is to be performed on a group of call control addresses and that any circuit identifier in the specified call control address is to be interpreted by the CCS provider as a circuit group identifier.

cc_addr_length

Indicates the length of the address which consists of a circuit identifier.

cc_addr_offset

Indicates the offset of the address from the start of the block.

Rules

CC_RESET_RES

Parameters

cc_flags Indicates the options flags.

ISUP_GROUP

When set, this flag indicates that the operation is to be performed on a group of call control addresses and that any circuit identifier in the specified call control address is to be interpreted by the CCS provider as a circuit group identifier.

cc_addr_length

Indicates the length of the address which consists of a circuit identifier.

cc_addr_offset

Indicates the offset of the address from the start of the block.

Rules

CC_RESET_CON

Parameters

cc_flags Indicates the options flags.

ISUP_GROUP

When set, this flag indicates that the operation is to be performed on a group of call control addresses and that any circuit identifier in the specified call control address is to be interpreted by the CCS provider as a circuit group identifier.

cc_addr_length

Indicates the length of the address which consists of a circuit identifier.

cc_addr_offset

Indicates the offset of the address from the start of the block.

Rules

CC_BLOCKING_REQ

Parameters

cc_flags Indicates the options flags.

ISUP_GROUP

When set, this flag indicates that the operation is to be performed on a group of call control addresses and that any circuit identifier in the specified call control address is to be interpreted by the CCS provider as a circuit group identifier.

ISUP_MAINTENANCE_ORIENTED
ISUP_HARDWARE_FAILURE_ORIENTED

When one of these flags is set it indicates that either maintenance oriented or hardware failure oriented blocking is to be performed. If both or neither of these flags are set, the primitive will fail with error CCBADFLAG.

cc_addr_length

Indicates the length of the address which consists of a circuit identifier.

cc_addr_offset

Indicates the offset of the address from the start of the block.

Rules

CC_BLOCKING_IND

Parameters

cc_flags Indicates the options flags.

ISUP_GROUP

When set, this flag indicates that the operation is to be performed on a group of call control addresses and that any circuit identifier in the specified call control address is to be interpreted by the CCS provider as a circuit group identifier.

ISUP_MAINTENANCE_ORIENTED
ISUP_HARDWARE_FAILURE_ORIENTED

When one of these flags is set it indicates that either maintenance oriented or hardware failure oriented blocking is to be performed. If both or neither of these flags are set, the primitive will fail with error CCBADFLAG.

cc_addr_length

Indicates the length of the address which consists of a circuit identifier.

cc_addr_offset

Indicates the offset of the address from the start of the block.

Rules

CC_BLOCKING_RES

Parameters

cc_flags Indicates the options flags.

ISUP_GROUP

When set, this flag indicates that the operation is to be performed on a group of call control addresses and that any circuit identifier

in the specified call control address is to be interpreted by the CCS provider as a circuit group identifier.

ISUP_MAINTENANCE_ORIENTED

ISUP_HARDWARE_FAILURE_ORIENTED

When one of these flags is set it indicates that either maintenance oriented or hardware failure oriented blocking is to be performed. If both or neither of these flags are set, the primitive will fail with error CCBADFLAG.

cc_addr_length

Indicates the length of the address which consists of a circuit identifier.

cc_addr_offset

Indicates the offset of the address from the start of the block.

Rules

CC_BLOCKING_CON

Parameters

cc_flags Indicates the options flags.

ISUP_GROUP

When set, this flag indicates that the operation is to be performed on a group of call control addresses and that any circuit identifier in the specified call control address is to be interpreted by the CCS provider as a circuit group identifier.

ISUP_MAINTENANCE_ORIENTED

ISUP_HARDWARE_FAILURE_ORIENTED

When one of these flags is set it indicates that either maintenance oriented or hardware failure oriented blocking is to be performed. If both or neither of these flags are set, the primitive will fail with error CCBADFLAG.

cc_addr_length

Indicates the length of the address which consists of a circuit identifier.

cc_addr_offset

Indicates the offset of the address from the start of the block.

Rules

CC_UNBLOCKING_REQ

Parameters

cc_flags Indicates the options flags.

ISUP_GROUP

When set, this flag indicates that the operation is to be performed on a group of call control addresses and that any circuit identifier in the specified call control address is to be interpreted by the CCS provider as a circuit group identifier.

*ISUP_MAINTENANCE_ORIENTED**ISUP_HARDWARE_FAILURE_ORIENTED*

When one of these flags is set it indicates that either maintenance oriented or hardware failure oriented blocking is to be performed. If both or neither of these flags are set, the primitive will fail with error CCBADFLAG.

cc_addr_length

Indicates the length of the address which consists of a circuit identifier.

cc_addr_offset

Indicates the offset of the address from the start of the block.

Rules**CC_UNBLOCKING_IND****Parameters**

cc_flags Indicates the options flags.

ISUP_GROUP

When set, this flag indicates that the operation is to be performed on a group of call control addresses and that any circuit identifier in the specified call control address is to be interpreted by the CCS provider as a circuit group identifier.

*ISUP_MAINTENANCE_ORIENTED**ISUP_HARDWARE_FAILURE_ORIENTED*

When one of these flags is set it indicates that either maintenance oriented or hardware failure oriented blocking is to be performed. If both or neither of these flags are set, the primitive will fail with error CCBADFLAG.

cc_addr_length

Indicates the length of the address which consists of a circuit identifier.

cc_addr_offset

Indicates the offset of the address from the start of the block.

Rules**CC_UNBLOCKING_RES**

Parameters

cc_flags Indicates the options flags.

ISUP_GROUP

When set, this flag indicates that the operation is to be performed on a group of call control addresses and that any circuit identifier in the specified call control address is to be interpreted by the CCS provider as a circuit group identifier.

ISUP_MAINTENANCE_ORIENTED

ISUP_HARDWARE_FAILURE_ORIENTED

When one of these flags is set it indicates that either maintenance oriented or hardware failure oriented blocking is to be performed. If both or neither of these flags are set, the primitive will fail with error CCBADFLAG.

cc_addr_length

Indicates the length of the address which consists of a circuit identifier.

cc_addr_offset

Indicates the offset of the address from the start of the block.

Rules

CC_UNBLOCKING_CON

Parameters

cc_flags Indicates the options flags.

ISUP_GROUP

When set, this flag indicates that the operation is to be performed on a group of call control addresses and that any circuit identifier in the specified call control address is to be interpreted by the CCS provider as a circuit group identifier.

ISUP_MAINTENANCE_ORIENTED

ISUP_HARDWARE_FAILURE_ORIENTED

When one of these flags is set it indicates that either maintenance oriented or hardware failure oriented blocking is to be performed. If both or neither of these flags are set, the primitive will fail with error CCBADFLAG.

cc_addr_length

Indicates the length of the address which consists of a circuit identifier.

cc_addr_offset

Indicates the offset of the address from the start of the block.

Rules

CC_QUERY_REQ

Parameters

cc_flags Indicates the options flags.

ISUP_GROUP

When set, this flag indicates that the operation is to be performed on a group of call control addresses and that any circuit identifier in the specified call control address is to be interpreted by the CCS provider as a circuit group identifier.

cc_addr_length

Indicates the length of the address which consists of a circuit identifier.

cc_addr_offset

Indicates the offset of the address from the start of the block.

Rules

CC_QUERY_IND

Parameters

cc_flags Indicates the options flags.

ISUP_GROUP

When set, this flag indicates that the operation is to be performed on a group of call control addresses and that any circuit identifier in the specified call control address is to be interpreted by the CCS provider as a circuit group identifier.

cc_addr_length

Indicates the length of the address which consists of a circuit identifier.

cc_addr_offset

Indicates the offset of the address from the start of the block.

Rules

CC_QUERY_RES

Parameters

cc_flags Indicates the options flags.

ISUP_GROUP

When set, this flag indicates that the operation is to be performed on a group of call control addresses and that any circuit identifier in the specified call control address is to be interpreted by the CCS provider as a circuit group identifier.

cc_addr_length

Indicates the length of the address which consists of a circuit identifier.

cc_addr_offset

Indicates the offset of the address from the start of the block.

Rules

CC_QUERY_CON

Parameters

cc_flags Indicates the options flags.

ISUP_GROUP

When set, this flag indicates that the operation is to be performed on a group of call control addresses and that any circuit identifier in the specified call control address is to be interpreted by the CCS provider as a circuit group identifier.

cc_addr_length

Indicates the length of the address which consists of a circuit identifier.

cc_addr_offset

Indicates the offset of the address from the start of the block.

Rules

Q.764 Header File Listing

```
/*****
```

```
@(#) $Id: cci.texi,v 0.9.2.1 2006/01/02 11:51:36 brian Exp $
```

```
-----
```

```
Copyright (C) 2001-2006 OpenSS7 Corporation <http://www.openss7.com>  
Copyright (C) 1997-2000 Brian F. G. Bidulock <bidulock@dallas.net>
```

```
All Rights Reserved.
```

```
This program is free software; you can redistribute it and/or modify it under  
the terms of the GNU General Public License as published by the Free Software  
Foundation; either version 2 of the License, or (at your option) any later  
version.
```

```
This program is distributed in the hope that it will be useful, but WITHOUT  
ANY WARRANTY; without even the implied warranty of MERCHANTABILITY or FITNESS  
FOR A PARTICULAR PURPOSE. See the GNU General Public License for more  
details.
```

```
You should have received a copy of the GNU General Public License along with  
this program; if not, write to the Free Software Foundation, Inc., 675 Mass
```


Ave, Cambridge, MA 02139, USA.

U.S. GOVERNMENT RESTRICTED RIGHTS. If you are licensing this Software on behalf of the U.S. Government ("Government"), the following provisions apply to you. If the Software is supplied by the Department of Defense ("DoD"), it is classified as "Commercial Computer Software" under paragraph 252.227-7014 of the DoD Supplement to the Federal Acquisition Regulations ("DFARS") (or any successor regulations) and the Government is acquiring only the license rights granted herein (the license rights customarily provided to non-Government users). If the Software is supplied to any unit or agency of the Government other than DoD, it is classified as "Restricted Computer Software" and the Government's rights in the Software are defined in paragraph 52.227-19 of the Federal Acquisition Regulations ("FAR") (or any success regulations) or, in the cases of NASA, in paragraph 18.52.227-86 of the NASA Supplement to the FAR (or any successor regulations).

Commercial licensing and support of this software is available from OpenSS7 Corporation at a fee. See <http://www.openss7.com/>

Last Modified \$Date: 2006/01/02 11:51:36 \$ by \$Author: brian \$

-----/

```
#ifndef __SS7_ISUPI_H__
#define __SS7_ISUPI_H__
```

```
#ident "@(#) $Name: $($Revision: 0.9.2.1 $) Copyright (c) 1997-2006 OpenSS7 Corporation."■
```

```
/*
 * ISUP addresss
 */
```

```
typedef struct isup_addr {
    unsigned scope;           /* the scope of the identifier */
    unsigned id;              /* the identifier within the scope */
    unsigned cic;             /* circuit identification code within the scope */■
} isup_addr_t;
```

```
#define ISUP_SCOPE_CT        1    /* circuit scope */
#define ISUP_SCOPE_CG        2    /* circuit group scope */
#define ISUP_SCOPE_TG        3    /* trunk group scope */
#define ISUP_SCOPE_SR        4    /* signalling relation scope */
#define ISUP_SCOPE_SP        5    /* signalling point scope */
#define ISUP_SCOPE_DF        6    /* default scope */
#define ISUP_SCOPE_CIC       7    /* for unidentified cic addresses */
```

```
/*
 * Definitions for CCI for Q.764 Conforming CCS Providers.
 */
```

```

enum {
    ISUP_INCOMING_INTERNATIONAL_EXCHANGE = 0x00000001UL,
    ISUP_SUSPEND_NATIONALLY_PERFORMED = 0x00000002UL,
};

enum {
    CMS_IDLE = 0,
    CMS_WCON_BLREQ,
    CMS_WRES_BLIND,
    CMS_WACK_BLRES,
    CMS_WCON_UBREQ,
    CMS_WRES_UBIND,
    CMS_WACK_UBRES,
    CMS_WCON_RESREQ,
    CMS_WRES_RESIND,
    CMS_WACK_RESRES,
    CMS_WCON_QRYREQ,
    CMS_WRES_QRYIND,
    CMS_WACK_QRYRES,
};

enum {
    CKS_IDLE = 0,
    CKS_WIND_CONT,
    CKS_WRES_CONT,
    CKS_WIND_CTEST,
    CKS_WREQ_CTEST,
    CKS_WIND_CCREP,
    CKS_WREQ_CCREP,
    CKS_WCON_RELREQ,
    CKS_WRES_RELIND,
};

/*
 * Circuit States:
 */
#define CTS_ICC                0x00000010
#define CTS_OGC                0x00000020
#define CTS_COT                0x00000040
#define CTS_LPA                0x00000080
#define CTS_COR                0x00000100
#define CTS_MASK               0x0000000f

#define CTS_DIRECTION(__val)   (__val & (CTS_ICC|CTS_OGC))
#define CTS_CONT_CHECK(__val)  (__val & (CTS_COT|CTS_LPA|CTS_COR))
#define CTS_MESSAGE(__val)     (__val & CTS_MASK)

#define CTS_IDLE               0x00000000
#define CTS_WAIT_IAM           0x00000001
#define CTS_WAIT_CCR           0x00000002
#define CTS_WAIT_LPA           0x00000003
#define CTS_WAIT_SAM           0x00000004
#define CTS_WAIT_ACM           0x00000005
#define CTS_WAIT_ANM           0x00000006
#define CTS_ANSWERED           0x00000007
#define CTS_SUSPENDED          0x00000008

```

```

#define CTS_WAIT_RLC          0x00000009
#define CTS_SEND_RLC         0x0000000a

#define CTS_ICC_WAIT_COT_CCR  ( CTS_ICC | CTS_COT | CTS_WAIT_CCR )
#define CTS_OGC_WAIT_COT_CCR  ( CTS_OGC | CTS_COT | CTS_WAIT_CCR )
#define CTS_ICC_WAIT_LPA_CCR  ( CTS_ICC | CTS_LPA | CTS_WAIT_CCR )
#define CTS_OGC_WAIT_LPA_CCR  ( CTS_OGC | CTS_LPA | CTS_WAIT_CCR )
#define CTS_ICC_WAIT_CCR      ( CTS_ICC | CTS_WAIT_CCR )
#define CTS_OGC_WAIT_CCR      ( CTS_OGC | CTS_WAIT_CCR )
#define CTS_ICC_WAIT_COR_SAM  ( CTS_ICC | CTS_COR | CTS_WAIT_SAM )
#define CTS_OGC_WAIT_COR_SAM  ( CTS_OGC | CTS_COR | CTS_WAIT_SAM )
#define CTS_ICC_WAIT_COT_SAM  ( CTS_ICC | CTS_COT | CTS_WAIT_SAM )
#define CTS_OGC_WAIT_COT_SAM  ( CTS_OGC | CTS_COT | CTS_WAIT_SAM )
#define CTS_ICC_WAIT_LPA_SAM  ( CTS_ICC | CTS_LPA | CTS_WAIT_SAM )
#define CTS_OGC_WAIT_LPA_SAM  ( CTS_OGC | CTS_LPA | CTS_WAIT_SAM )
#define CTS_ICC_WAIT_SAM      ( CTS_ICC | CTS_WAIT_SAM )
#define CTS_OGC_WAIT_SAM      ( CTS_OGC | CTS_WAIT_SAM )
#define CTS_ICC_WAIT_COR_ACM  ( CTS_ICC | CTS_COR | CTS_WAIT_ACM )
#define CTS_OGC_WAIT_COR_ACM  ( CTS_OGC | CTS_COR | CTS_WAIT_ACM )
#define CTS_ICC_WAIT_COT_ACM  ( CTS_ICC | CTS_COT | CTS_WAIT_ACM )
#define CTS_OGC_WAIT_COT_ACM  ( CTS_OGC | CTS_COT | CTS_WAIT_ACM )
#define CTS_ICC_WAIT_LPA_ACM  ( CTS_ICC | CTS_LPA | CTS_WAIT_ACM )
#define CTS_OGC_WAIT_LPA_ACM  ( CTS_OGC | CTS_LPA | CTS_WAIT_ACM )
#define CTS_ICC_WAIT_ACM      ( CTS_ICC | CTS_WAIT_ACM )
#define CTS_OGC_WAIT_ACM      ( CTS_OGC | CTS_WAIT_ACM )
#define CTS_ICC_WAIT_ANM      ( CTS_ICC | CTS_WAIT_ANM )
#define CTS_OGC_WAIT_ANM      ( CTS_OGC | CTS_WAIT_ANM )
#define CTS_ICC_ANSWERED      ( CTS_ICC | CTS_ANSWERED )
#define CTS_OGC_ANSWERED      ( CTS_OGC | CTS_ANSWERED )
#define CTS_ICC_SUSPENDED     ( CTS_ICC | CTS_SUSPENDED )
#define CTS_OGC_SUSPENDED     ( CTS_OGC | CTS_SUSPENDED )
#define CTS_ICC_WAIT_RLC      ( CTS_ICC | CTS_WAIT_RLC )
#define CTS_OGC_WAIT_RLC      ( CTS_OGC | CTS_WAIT_RLC )
#define CTS_ICC_SEND_RLC      ( CTS_ICC | CTS_SEND_RLC )
#define CTS_OGC_SEND_RLC      ( CTS_OGC | CTS_SEND_RLC )

/*
 * Circuit, Group and MTP Flags
 */
#define CCTF_LOC_M_BLOCKED     0x00000001UL
#define CCTF_REM_M_BLOCKED     0x00000002UL
#define CCTF_LOC_H_BLOCKED     0x00000004UL
#define CCTF_REM_H_BLOCKED     0x00000008UL
#define CCTF_LOC_M_BLOCK_PENDING 0x00000010UL
#define CCTF_REM_M_BLOCK_PENDING 0x00000020UL
#define CCTF_LOC_H_BLOCK_PENDING 0x00000040UL
#define CCTF_REM_H_BLOCK_PENDING 0x00000080UL
#define CCTF_LOC_M_UNBLOCK_PENDING 0x00000100UL
#define CCTF_REM_M_UNBLOCK_PENDING 0x00000200UL
#define CCTF_LOC_H_UNBLOCK_PENDING 0x00000400UL
#define CCTF_REM_H_UNBLOCK_PENDING 0x00000800UL
#define CCTF_LOC_RESET_PENDING 0x00001000UL
#define CCTF_REM_RESET_PENDING 0x00002000UL
#define CCTF_LOC_QUERY_PENDING 0x00004000UL
#define CCTF_REM_QUERY_PENDING 0x00008000UL
#define CCTF_ORIG_SUSPENDED    0x00010000UL

```

```

#define CCTF_TERM_SUSPENDED          0x00020000UL
#define CCTF_UPT_PENDING              0x00040000UL
#define CCTF_LOC_S_BLOCKED            0x00080000UL
#define CCTF_LOC_G_BLOCK_PENDING      0x00100000UL
#define CCTF_REM_G_BLOCK_PENDING      0x00200000UL
#define CCTF_LOC_G_UNBLOCK_PENDING    0x00400000UL
#define CCTF_REM_G_UNBLOCK_PENDING    0x00800000UL
#define CCTF_COR_PENDING              0x01000000UL
#define CCTF_COT_PENDING              0x02000000UL
#define CCTF_LPA_PENDING              0x04000000UL

#define CCTM_OUT_OF_SERVICE          ( \
                                     CCTF_LOC_S_BLOCKED | \
                                     CCTF_REM_M_BLOCKED | \
                                     CCTF_REM_H_BLOCKED | \
                                     CCTF_REM_M_BLOCK_PENDING | \
                                     CCTF_REM_H_BLOCK_PENDING | \
                                     CCTF_REM_G_BLOCK_PENDING | \
                                     CCTF_LOC_RESET_PENDING | \
                                     CCTF_REM_RESET_PENDING | \
                                     0 \
                                   )

#define CCTM_CONT_CHECK              ( \
                                     CCTF_COR_PENDING | \
                                     CCTF_COT_PENDING | \
                                     CCTF_LPA_PENDING | \
                                     0 \
                                   )

/* Cause values for CC_CALL_REATTEMPT_IND */
/* Cause values -- Q.764 conforming */
#define ISUP_REATTEMPT_DUAL_SEIZURE    1UL
#define ISUP_REATTEMPT_RESET           2UL
#define ISUP_REATTEMPT_BLOCKING        3UL
#define ISUP_REATTEMPT_T24_TIMEOUT     4UL
#define ISUP_REATTEMPT_UNEXPECTED      5UL
#define ISUP_REATTEMPT_COT_FAILURE     6UL
#define ISUP_REATTEMPT_CIRCUIT_BUSY    7UL

/* Call types for CC_SETUP_REQ and CC_SETUP_IND */
/* Call types -- Q.764 Conforming */
#define ISUP_CALL_TYPE_SPEECH          0x00000000UL
#define ISUP_CALL_TYPE_64KBS_UNRESTRICTED 0x00000002UL
#define ISUP_CALL_TYPE_3_1kHz_AUDIO    0x00000003UL
#define ISUP_CALL_TYPE_64KBS_PREFERRED 0x00000006UL
#define ISUP_CALL_TYPE_2x64KBS_UNRESTRICTED 0x00000007UL
#define ISUP_CALL_TYPE_384KBS_UNRESTRICTED 0x00000008UL
#define ISUP_CALL_TYPE_1536KBS_UNRESTRICTED 0x00000009UL
#define ISUP_CALL_TYPE_1920KBS_UNRESTRICTED 0x0000000aUL
/* Call flags for CC_SETUP_REQ and CC_SETUP_IND */
/* Call flags -- Q.764 Conforming */
#define ISUP_NCI_ONE_SATELLITE_CCT      0x00000001UL
#define ISUP_NCI_TWO_SATELLITE_CCT      0x00000002UL
#define ISUP_NCI_SATELLITE_MASK         0x00000003UL
#define ISUP_NCI_CONT_CHECK_REQUIRED    0x00000004UL

```

```

#define ISUP_NCI_CONT_CHECK_PREVIOUS      0x00000008UL
#define ISUP_NCI_CONT_CHECK_MASK          0x0000000cUL
#define ISUP_NCI_OG_ECHO_CONTROL_DEVICE   0x00000010UL
/* Call flags for CC_SETUP_REQ and CC_SETUP_IND */
/* Call flags -- Q.764 Conforming */
#define ISUP_FCI_INTERNATIONAL_CALL        0x00000100UL
#define ISUP_FCI_PASS_ALONG_E2E_METHOD_AVAIL 0x00000200UL
#define ISUP_FCI_SCCP_E2E_METHOD_AVAILABLE 0x00000400UL
#define ISUP_FCI_INTERWORKING_ENCOUNTERED  0x00000800UL
#define ISUP_FCI_E2E_INFORMATION_AVAILABLE 0x00001000UL
#define ISUP_FCI_ISDN_USER_PART_ALL_THE_WAY 0x00002000UL
#define ISUP_FCI_ISDN_USER_PART_NOT_REQUIRED 0x00004000UL
#define ISUP_FCI_ISDN_USER_PART_REQUIRED    0x00008000UL
#define ISUP_FCI_ORIGINATING_ACCESS_ISDN    0x00010000UL
#define ISUP_FCI_SCCP_CLNS_METHOD_AVAILABLE 0x00020000UL
#define ISUP_FCI_SCCP_CONS_METHOD_AVAILABLE 0x00040000UL
/* Call flags for CC_SETUP_REQ and CC_SETUP_IND */
/* Call flags -- Q.764 Conforming */
#define ISUP_CPC_MASK                      0xff000000UL
#define ISUP_CPC_UNKNOWN                    0x00000000UL
#define ISUP_CPC_OPERATOR_FRENCH            0x01000000UL
#define ISUP_CPC_OPERATOR_ENGLISH           0x02000000UL
#define ISUP_CPC_OPERATOR_GERMAN            0x03000000UL
#define ISUP_CPC_OPERATOR_RUSSIAN           0x04000000UL
#define ISUP_CPC_OPERATOR_SPANISH           0x05000000UL
#define ISUP_CPC_OPERATOR_LANGUAGE_6        0x06000000UL
#define ISUP_CPC_OPERATOR_LANGUAGE_7        0x07000000UL
#define ISUP_CPC_OPERATOR_LANGUAGE_8        0x08000000UL
#define ISUP_CPC_OPERATOR_CODE_9            0x09000000UL
#define ISUP_CPC_SUBSCRIBER_ORDINARY         0x0a000000UL
#define ISUP_CPC_SUBSCRIBER_PRIORITY         0x0b000000UL
#define ISUP_CPC_VOICE_BAND_DATA            0x0c000000UL
#define ISUP_CPC_TEST_CALL                   0x0d000000UL
#define ISUP_CPC_SPARE                       0x0e000000UL
#define ISUP_CPC_PAYPHONE                    0x0f000000UL

/* Flags for CC_CONT_REPORT_REQ and CC_CONT_REPORT_IND */
/* Flags -- Q.764 Conforming */
#define ISUP_COT_FAILURE                     0x00000000UL
#define ISUP_COT_SUCCESS                     0x00000001UL

/* Flags for CC_PROCEEDING, CC_ALERTING, CC_PROGRESS, CC_IBI */
/* Flags -- Q.764 Conforming */
#define ISUP_BCI_NO_CHARGE                   0x00000001UL
#define ISUP_BCI_CHARGE                     0x00000002UL
#define ISUP_BCI_CHARGE_MASK                 0x00000003UL
#define ISUP_BCI_SUBSCRIBER_FREE            0x00000004UL
#define ISUP_BCI_CONNECT_FREE               0x00000008UL
#define ISUP_BCI_CPS_MASK                    0x0000000cUL
#define ISUP_BCI_ORDINARY_SUBSCRIBER         0x00000010UL
#define ISUP_BCI_PAYPHONE                    0x00000020UL
#define ISUP_BCI_CPI_MASK                   0x00000030UL
#define ISUP_BCI_PASS_ALONG_E2E_METHOD_AVAIL 0x00000040UL
#define ISUP_BCI_SCCP_E2E_METHOD_AVAILABLE  0x00000080UL
#define ISUP_BCI_E2E_MASK                    0x000000c0UL
#define ISUP_BCI_INTERWORKING_ENCOUNTERED    0x00000100UL

```

```

#define ISUP_BCI_E2E_INFORMATION_AVAILABLE      0x00000200UL
#define ISUP_BCI_ISDN_USER_PART_ALL_THE_WAY    0x00000400UL
#define ISUP_BCI_HOLDING_REQUESTED             0x00000800UL
#define ISUP_BCI_TERMINATING_ACCESS_ISDN       0x00001000UL
#define ISUP_BCI_IC_ECHO_CONTROL_DEVICE        0x00002000UL
#define ISUP_BCI_SCCP_CLNS_METHOD_AVAILABLE    0x00004000UL
#define ISUP_BCI_SCCP_CONS_METHOD_AVAILABLE    0x00008000UL
#define ISUP_BCI_SCCP_METHOD_MASK              0x0000c000UL
#define ISUP_OBCI_INBAND_INFORMATION_AVAILABLE 0x00010000UL
#define ISUP_OBCI_CALL_DIVERSION_MAY_OCCUR     0x00020000UL
#define ISUP_OBCI_ADDITIONAL_INFO_IN_SEG       0x00040000UL
#define ISUP_OBCI_MLPP_USER                    0x00080000UL

/* Events for CC_PROGRESS_REQ and CC_PROGRESS_IND */
/* Events -- Q.764 Conforming */
#define ISUP_EVTN_PRES_RESTRICT                 0x80
#define ISUP_EVTN_ALERTING                     0x01 /* alerting */
#define ISUP_EVTN_PROGRESS                     0x02 /* progress */
#define ISUP_EVTN_IBI                         0x03 /* in-band info or approp pat-
tern avail */
#define ISUP_EVTN_CFB                         0x04 /* call forwarded busy */
#define ISUP_EVTN_CFNA                       0x05 /* call forwarded no reply */
#define ISUP_EVTN_CFU                         0x06 /* call forwarded unconditional */
#define ISUP_EVTN_MASK                       0x7f

/* Cause values CC_CALL_FAILURE_IND -- Q.764 Conforming */
#define ISUP_CALL_FAILURE_COT_FAILURE          1UL
#define ISUP_CALL_FAILURE_RESET                2UL
#define ISUP_CALL_FAILURE_RECV_RLC            3UL
#define ISUP_CALL_FAILURE_BLOCKING            4UL
#define ISUP_CALL_FAILURE_T2_TIMEOUT          5UL
#define ISUP_CALL_FAILURE_T3_TIMEOUT          6UL
#define ISUP_CALL_FAILURE_T6_TIMEOUT          7UL
#define ISUP_CALL_FAILURE_T7_TIMEOUT          8UL
#define ISUP_CALL_FAILURE_T8_TIMEOUT          9UL
#define ISUP_CALL_FAILURE_T9_TIMEOUT         10UL
#define ISUP_CALL_FAILURE_T35_TIMEOUT         11UL
#define ISUP_CALL_FAILURE_T38_TIMEOUT         12UL
#define ISUP_CALL_FAILURE_CIRCUIT_BUSY       13UL

/*
 * Q.850 Cause Values
 */
/* Normal class */
#define CC_CAUS_UNALLOCATED_NUMBER           1 /* Unallocated (unassigned) num-
ber */
#define CC_CAUS_NO_ROUTE_TO_TRANSIT_NETWORK  2 /* No route to specified tran-
sit network */
#define CC_CAUS_NO_ROUTE_TO_DESTINATION      3 /* No route to destination */
#define CC_CAUS_SEND_SPECIAL_INFO_TONE      4 /* Send special information tone */
#define CC_CAUS_MISDIALLED_TRUNK_PREFIX      5 /* Misdialled trunk prefix */
#define CC_CAUS_PREEMPTION                   8 /* Preemption */
#define CC_CAUS_PREEMPTION_CCT_RESERVED     9 /* Preemption - circuit reserved for reuse */
#define CC_CAUS_NORMAL_CALL_CLEARING        16 /* Normal call clearing */
#define CC_CAUS_USER_BUSY                   17 /* User busy */
#define CC_CAUS_NO_USER_RESPONDING          18 /* No user responding */

```

```

#define CC_CAUS_NO_ANSWER 19 /* No answer from user (user alerted) */
#define CC_CAUS_SUBSCRIBER_ABSENT 20 /* Subscriber absent */
#define CC_CAUS_CALL_REJECTED 21 /* Call rejected */
#define CC_CAUS_NUMBER_CHANGED 22 /* Number changed */
#define CC_CAUS_REDIRECT 23 /* Redirect to new destination */
#define CC_CAUS_OUT_OF_ORDER 27 /* Desitination out of order */
#define CC_CAUS_ADDRESS_INCOMPLETE 28 /* Invalid number format (address in-
complete) */
#define CC_CAUS_FACILITY_REJECTED 29 /* Facility rejected */
#define CC_CAUS_NORMAL_UNSPECIFIED 31 /* Normal unspecified */
/* Resource Unavailable Class */
#define CC_CAUS_NO_CCT_AVAILABLE 34 /* No circuit/channel available */
#define CC_CAUS_NETWORK_OUT_OF_ORDER 38 /* Network out of order */
#define CC_CAUS_TEMPORARY_FAILURE 41 /* Temporary failure */
#define CC_CAUS_SWITCHING_EQUIP_CONGESTION 42 /* Switching equipment conges-
tion */
#define CC_CAUS_ACCESS_INFO_DISCARDED 43 /* Access information discarded */
#define CC_CAUS_REQUESTED_CCT_UNAVAILABLE 44 /* Requested circuit/channel not avail-
able */
#define CC_CAUS_PRECEDENCE_CALL_BLOCKED 46 /* Precedence call blocked */
#define CC_CAUS_RESOURCE_UNAVAILABLE 47 /* Resource unavailable, unspec-
ified */
/* Service or Option Unavaialble Class */
#define CC_CAUS_NOT_SUBSCRIBED 50 /* Requested facility not sub-
scribed */
#define CC_CAUS_OGC_BARRED_WITHIN_CUG 53 /* Outgoing calls barred within CUG */
#define CC_CAUS_ICC_BARRED WITHIN_CUG 55 /* Incoming calls barred within CUG */
#define CC_CAUS_BC_NOT_AUTHORIZED 57 /* Bearer capability not autho-
rized */
#define CC_CAUS_BC_NOT_AVAILABLE 58 /* Bearer capability not presently avail-
able */
#define CC_CAUS_INCONSISTENCY 62 /* Inconsistency in designated out-
going access
information and subscriber class */
#define CC_CAUS_SERVICE_OPTION_NOT_AVAILABLE, unspecified */ 63 /* Service or option not avail-
able, unspecified */
/* Service or Option Not Implemented Class */
#define CC_CAUS_BC_NOT_IMPLEMENTED 65 /* Bearer capability not imple-
mented */
#define CC_CAUS_FACILITY_NOT_IMPLEMENTED 69 /* Requested facility not imple-
mented */
#define CC_CAUS_RESTRICTED_BC_ONLY 70 /* Only restricted digital in-
formation bearer capability
is available */
#define CC_CAUS_SERIVCE_OPTION_NOT_IMPLEMENTED 79 /* Service or option not imple-
mented, unspecified */
/* Invalid Message (e.g., Parameter out of Range) Class */
#define CC_CAUS_USER_NOT_MEMBER_OF_CUG 87 /* User not member of CUG */
#define CC_CAUS_INCOMPATIBLE_DESTINATION 88 /* Incompatible destination */
#define CC_CAUS_NON_EXISTENT_CUG 90 /* Non-existent CUG */
#define CC_CAUS_INVALID_TRANSIT_NTWK_SELECTION 91 /* Invalid transit network se-
lection */
#define CC_CAUS_INVALID_MESSAGE 95 /* Invalid message, unspecified */
/* Protocol Error (e.g., Unknwon Message) Class */
#define CC_CAUS_MESSAGE_TYPE_NOT_IMPLEMENTED 97 /* Message typ non-existent or not im-
plemented. */

```



```

#define CC_CAUS_PARAMETER_NOT_IMPLEMENTED 99 /* Information element/Parameter non-
existent or not implemented */

#define CC_CAUS_RECOVERY_ON_TIMER_EXPIRY 102 /* Recovery on timer expiry */
#define CC_CAUS_PARAMETER_PASSED_ON 103 /* Parameter non-existent or not im-
plemented - passed on */
#define CC_CAUS_MESSAGE_DISCARDED 110 /* Message with unrecognized pa-
rameter discarded */
#define CC_CAUS_PROTOCOL_ERROR 111 /* Protocol error, unspecified */
/* Interworking Class */
#define CC_CAUS_INTERWORKING 127 /* Interworking, unspecified */
/*
 * ANSI Standard Causes
 */
/* Normal Class */
#define CC_CAUS_UNALLOCATED_DEST_NUMBER 23 /* Unallocated destination num-
ber */
#define CC_CAUS_UNKNOWN_BUSINESS_GROUP 24 /* Unknown business group */
#define CC_CAUS_EXCHANGE_ROUTING_ERROR 25 /* Exchange routing error */
#define CC_CAUS_MISROUTED_CALL_TO_PORTED_NUMBER 26 /* Misrouted call to a ported num-
ber */
#define CC_CAUS_LNP_QOR_NUMBER_NOT_FOUND 27 /* Number portability Query on Re-
lease (QoR) number not found. */

/* Resource Unavailable Class */
#define CC_CAUS_RESOURCE_PREEMPTION 45 /* Preemption. */
#define CC_CAUS_PRECEDENCE_CALL_BLOCKED 46 /* Precedence call blocked. */
/* Service or Option Not Available Class */
#define CC_CAUS_CALL_TYPE_INCOMPATIBLE 51 /* Call type incompatible with ser-
vice request */
#define CC_CAUS_GROUP_RESTRICTIONS 54 /* Call blocked due to group re-
strictions */

/* Management flags -- Q.764 Conforming */
#define ISUP_GROUP 0x00010000UL
#define ISUP_MAINTENANCE_ORIENTED 0x00000000UL
#define ISUP_HARDWARE_FAILURE_ORIENTED 0x00000001UL

#define ISUP_SRIS_MASK 0x3
#define ISUP_SRIS_NETWORK_INITIATED 0x1
#define ISUP_SRIS_USER_INITIATED 0x2

/* Maintenance indications -- Q.764 Conforming */
#define ISUP_MAINT_T5_TIMEOUT 3UL /* Q.752 12.5 on occrence */
#define ISUP_MAINT_T13_TIMEOUT 4UL /* Q.752 12.16 1st and delta */
#define ISUP_MAINT_T15_TIMEOUT 5UL /* Q.752 12.17 1st and delta */
#define ISUP_MAINT_T17_TIMEOUT 6UL /* Q.752 12.1 1st and delta */
#define ISUP_MAINT_T19_TIMEOUT 7UL /* Q.752 12.18 1st and delta */
#define ISUP_MAINT_T21_TIMEOUT 8UL /* Q.752 12.19 1st and delta */
#define ISUP_MAINT_T23_TIMEOUT 9UL /* Q.752 12.2 1st and delta */
#define ISUP_MAINT_T25_TIMEOUT 10UL
#define ISUP_MAINT_T26_TIMEOUT 11UL
#define ISUP_MAINT_T27_TIMEOUT 12UL
#define ISUP_MAINT_T28_TIMEOUT 13UL
#define ISUP_MAINT_T36_TIMEOUT 14UL
#define ISUP_MAINT_UNEXPECTED_CGBA 15UL /* Q.752 12.12 1st and delta */

```



```

#define ISUP_MAINT_UNEXPECTED_CGUA          16UL    /* Q.752 12.13 1st and delta */
#define ISUP_MAINT_UNEXPECTED_MESSAGE       17UL    /* Q.752 12.21 1st and delta */
#define ISUP_MAINT_UNEQUIPPED_CIC          18UL
#define ISUP_MAINT_SEGMENTATION_DISCARDED  19UL
#define ISUP_MAINT_USER_PART_UNEQUIPPED    20UL
#define ISUP_MAINT_USER_PART_UNAVAILABLE   21UL    /* Q.752 10.1, 10.8 on occrence */
#define ISUP_MAINT_USER_PART_AVAILABLE     22UL    /* Q.752 10.3, 10.9 on occrence */
#define ISUP_MAINT_USER_PART_MAN_MADE_BUSY 23UL    /* Q.752 10.2 on occrence */ /* XXX */
#define ISUP_MAINT_USER_PART_CONGESTED     24UL    /* Q.752 10.5, 10.11 on occrence */
#define ISUP_MAINT_USER_PART_UNCONGESTED   25UL    /* Q.752 10.6, 10.12 on occrence */
#define ISUP_MAINT_MISSING_ACK_IN_CGBA     26UL    /* Q.752 12.8 1st and delta */
#define ISUP_MAINT_MISSING_ACK_IN_CGUA     27UL    /* Q.752 12.9 1st and delta */
#define ISUP_MAINT_ABNORMAL_ACK_IN_CGBA    28UL    /* Q.752 12.10 1st and delta */
#define ISUP_MAINT_ABNORMAL_ACK_IN_CGUA    29UL    /* Q.752 12.11 1st and delta */
#define ISUP_MAINT_UNEXPECTED_BLA          30UL    /* Q.752 12.14 1st and delta */
#define ISUP_MAINT_UNEXPECTED_UBA          31UL    /* Q.752 12.15 1st and delta */
#define ISUP_MAINT_RELEASE_UNREC_INFO      32UL    /* Q.752 12.22 1st and delta */ /* XXX */
#define ISUP_MAINT_RELEASE_FAILURE          33UL    /* Q.752 12.23 1st and delta */ /* XXX */
#define ISUP_MAINT_MESSAGE_FORMAT_ERROR    34UL    /* Q.752 12.20 1st and delta */ /* XXX */

#endif                                     /* __SS7_ISUPI_H__ */

```


Addendum for ETSI EN 300 356-1 V3.2.2 Conformance

This addendum describes the formats and rules that are specific to ETSI EN 300 356-1 V3.2.2. The addendum must be used along with the generic CCI as defined in the main document, and the Q.764 conformance defined in [\[Addendum for Q.764 Conformance\]](#), [page 223](#), when implementing a CCS provider that will be configured with the EN 300 356-1 call processing layer.

Primitives and Rules for ETSI EN 300 356-1 V3.2.2 Conformance

The following are the additional rules that apply to the CCI primitives for ETSI EN 300 356-1 V3.2.2 compatibility.

Local Management Primitives

Call Setup Primitives

CC_SETUP_REQ

Parameters

Flags

Rules

CC_SETUP_IND

Parameters

cc_call_type

Specifies the call type to be set up. In addition to Q.764 values, for EN 300 356-1 V3.2.2 conforming CCS providers, the call type can also be one of the values listed under "Call Type" below.

Call Type

The following call types are defined for EN 300 356-1 V3.2.2 conforming CCS providers in addition to the Q.931 values shown in [\[Addendum for Q.931 Conformance\]](#), [page 197](#).

CC_CALL_TYPE_3x64KBS_UNRESTRICTED

The call type is 3 x 64 kbit/s unrestricted digital information. This call type corresponds to a EN 300 356-1 V3.2.2 transmission medium requirement of "reserved for 3 x 64 kbit/s unrestricted digital information".

CC_CALL_TYPE_4x64KBS_UNRESTRICTED

The call type is 4 x 64 kbit/s unrestricted digital information. This call type corresponds to a EN 300 356-1 V3.2.2 transmission medium requirement of "reserved for 4 x 64 kbit/s unrestricted digital information".

CC_CALL_TYPE_5x64KBS_UNRESTRICTED

The call type is 5 x 64 kbit/s unrestricted digital information. This call type corresponds to a EN 300 356-1 V3.2.2 transmission medium requirement of "reserved for 5 x 64 kbit/s unrestricted digital information".

CC_CALL_TYPE_6x64KBS_UNRESTRICTED

The call type is 6 x 64 kbit/s unrestricted digital information. This call type corresponds to a EN 300 356-1 V3.2.2 transmission medium requirement of 384 kbit/s unrestricted digital information. This call type can be synonymous with CC_CALL_TYPE_384KBS_UNRESTRICTED.

CC_CALL_TYPE_7x64KBS_UNRESTRICTED

The call type is 7 x 64 kbit/s unrestricted digital information. This call type corresponds to a EN 300 356-1 V3.2.2 transmission medium requirement of "reserved for 7 x 64 kbit/s unrestricted digital information".

CC_CALL_TYPE_8x64KBS_UNRESTRICTED

The call type is 8 x 64 kbit/s unrestricted digital information. This call type corresponds to a EN 300 356-1 V3.2.2 transmission medium requirement of "reserved for 8 x 64 kbit/s unrestricted digital information".

CC_CALL_TYPE_9x64KBS_UNRESTRICTED

The call type is 9 x 64 kbit/s unrestricted digital information. This call type corresponds to a EN 300 356-1 V3.2.2 transmission medium requirement of "reserved for 9 x 64 kbit/s unrestricted digital information".

CC_CALL_TYPE_10x64KBS_UNRESTRICTED

The call type is 10 x 64 kbit/s unrestricted digital information. This call type corresponds to a EN 300 356-1 V3.2.2 transmission medium requirement of "reserved for 10 x 64 kbit/s unrestricted digital information".

CC_CALL_TYPE_11x64KBS_UNRESTRICTED

The call type is 11 x 64 kbit/s unrestricted digital information. This call type corresponds to a EN 300 356-1 V3.2.2 transmission medium requirement of "reserved for 11 x 64 kbit/s unrestricted digital information".

CC_CALL_TYPE_12x64KBS_UNRESTRICTED

The call type is 12 x 64 kbit/s unrestricted digital information. This call type corresponds to a EN 300 356-1 V3.2.2 transmission medium requirement of "reserved for 12 x 64 kbit/s unrestricted digital information".

CC_CALL_TYPE_13x64KBS_UNRESTRICTED

The call type is 13 x 64 kbit/s unrestricted digital information. This call type corresponds to a EN 300 356-1 V3.2.2 transmission medium requirement of "reserved for 13 x 64 kbit/s unrestricted digital information".

CC_CALL_TYPE_14x64KBS_UNRESTRICTED

The call type is 14 x 64 kbit/s unrestricted digital information. This call type corresponds to a EN 300 356-1 V3.2.2 transmission medium requirement of "reserved for 14 x 64 kbit/s unrestricted digital information".

CC_CALL_TYPE_15x64KBS_UNRESTRICTED

The call type is 15 x 64 kbit/s unrestricted digital information. This call type corresponds to a EN 300 356-1 V3.2.2 transmission medium requirement of "reserved for 15 x 64 kbit/s unrestricted digital information".

CC_CALL_TYPE_16x64KBS_UNRESTRICTED

The call type is 16 x 64 kbit/s unrestricted digital information. This call type corresponds to a EN 300 356-1 V3.2.2 transmission medium requirement of "reserved for 16 x 64 kbit/s unrestricted digital information".

CC_CALL_TYPE_17x64KBS_UNRESTRICTED

The call type is 17 x 64 kbit/s unrestricted digital information. This call type corresponds to a EN 300 356-1 V3.2.2 transmission medium requirement of "reserved for 17 x 64 kbit/s unrestricted digital information".

CC_CALL_TYPE_18x64KBS_UNRESTRICTED

The call type is 18 x 64 kbit/s unrestricted digital information. This call type corresponds to a EN 300 356-1 V3.2.2 transmission medium requirement of "reserved for 28 x 64 kbit/s unrestricted digital information".

CC_CALL_TYPE_19x64KBS_UNRESTRICTED

The call type is 19 x 64 kbit/s unrestricted digital information. This call type corresponds to a EN 300 356-1 V3.2.2 transmission medium requirement of "reserved for 19 x 64 kbit/s unrestricted digital information".

CC_CALL_TYPE_20x64KBS_UNRESTRICTED

The call type is 20 x 64 kbit/s unrestricted digital information. This call type corresponds to a EN 300 356-1 V3.2.2 transmission medium requirement of "reserved for 20 x 64 kbit/s unrestricted digital information".

CC_CALL_TYPE_21x64KBS_UNRESTRICTED

This call type corresponds to a EN 300 356-1 V3.2.2 transmission medium requirement of "reserved for 21 x 64 kbit/s unrestricted digital information".
The call type is 21 x 64 kbit/s unrestricted digital information.

CC_CALL_TYPE_22x64KBS_UNRESTRICTED

The call type is 22 x 64 kbit/s unrestricted digital information. This call type corresponds to a EN 300 356-1 V3.2.2 transmission medium requirement of "reserved for 22 x 64 kbit/s unrestricted digital information".

CC_CALL_TYPE_23x64KBS_UNRESTRICTED

The call type is 23 x 64 kbit/s unrestricted digital information. This call type corresponds to a EN 300 356-1 V3.2.2 transmission medium requirement of "reserved for 23 x 64 kbit/s unrestricted digital information".

CC_CALL_TYPE_24x64KBS_UNRESTRICTED

The call type is 24 x 64 kbit/s unrestricted digital information. This call type corresponds to a EN 300 356-1 V3.2.2 transmission medium requirement of "1536 kbit/s unrestricted digital information". This call type can be synonymous with CC_CALL_TYPE_1536KBS_UNRESTRICTED.

CC_CALL_TYPE_25x64KBS_UNRESTRICTED

The call type is 25 x 64 kbit/s unrestricted digital information. This call type corresponds to a EN 300 356-1 V3.2.2 transmission medium requirement of "reserved for 25 x 64 kbit/s unrestricted digital information".

CC_CALL_TYPE_26x64KBS_UNRESTRICTED

The call type is 26 x 64 kbit/s unrestricted digital information. This call type corresponds to a EN 300 356-1 V3.2.2 transmission medium requirement of "reserved for 26 x 64 kbit/s unrestricted digital information".

CC_CALL_TYPE_27x64KBS_UNRESTRICTED

The call type is 27 x 64 kbit/s unrestricted digital information. This call type corresponds to a EN 300 356-1 V3.2.2 transmission medium requirement of "reserved for 27 x 64 kbit/s unrestricted digital information".

CC_CALL_TYPE_28x64KBS_UNRESTRICTED

The call type is 28 x 64 kbit/s unrestricted digital information. This call type corresponds to a EN 300 356-1 V3.2.2 transmission medium requirement of "reserved for 28 x 64 kbit/s unrestricted digital information".

CC_CALL_TYPE_29x64KBS_UNRESTRICTED

The call type is 29 x 64 kbit/s unrestricted digital information. This call type corresponds to a EN 300 356-1 V3.2.2 transmission medium requirement of "1920 kbit/s unrestricted digital information". This call type can be synonymous with CC_CALL_TYPE_1920KBS_UNRESTRICTED.

Rules

Rules for call type:

1. Only multi-rate connection types for 384 kbit/s (6 x 64 kbit/s), 1536 kbit/s (24 x 64 kbit/s) and 1920 kbit/s (29 x 64 kbit/s) are supported. For EN 300 356-1 V3.2.2 compliant CCS providers.

ETSI EN 300 356-1 V3.2.2 Header File Listing

Appendix A Mapping of CCI Primitives to Q.931

The mapping of CCI primitives to Q.931 primitives is shown in [Table A.1](#). For the most part, this mapping is a one to one mapping of service primitives, with the exception of *Setup Response* and *Setup Confirm*.

<i>CCI Primitive</i>	<i>Q.931 Primitive</i>
CC_INFO_REQ	–
CC_INFO_ACK	–
CC_BIND_REQ	–
CC_BIND_ACK	–
CC_UNBIND_REQ	–
CC_ADDR_REQ	–
CC_ADDR_ACK	–
CC_OK_ACK	–
CC_ERROR_ACK	–
CC_SETUP_REQ	Setup Request
CC_SETUP_IND	Setup Indication
CC_MORE_INFO_REQ	More Info Request
CC_MORE_INFO_IND	More Info Indication
CC_INFORMATION_REQ	Information Request
CC_INFORMATION_IND	Information Indication
CC_INFO_TIMEOUT_IND	Timeout Indication
CC_SETUP_RES	Proceeding, Alerting, Progress Request; Setup Response
CC_SETUP_CON	Proceeding, Alerting, Progress Indication; Setup Confirm
CC_SETUP_COMPLETE_REQ	Setup Complete Request
CC_SETUP_COMPLETE_IND	Setup Complete Indication
CC_PROCEEDING_REQ	Proceeding Request
CC_PROCEEDING_IND	Proceeding Indication
CC_ALERTING_REQ	Alerting Request
CC_ALERTING_IND	Alerting Indication
CC_PROGRESS_REQ	Progress Request
CC_PROGRESS_IND	Progress Indication
CC_CONNECT_REQ	Setup Response
CC_CONNECT_IND	Setup Confirm
CC_SUSPEND_REQ	Suspend Request, Notify Request
CC_SUSPEND_IND	Suspend Indication, Notify Indication
CC_SUSPEND_RES	Suspend Response
CC_SUSPEND_CON	Suspend Confirm
CC_SUSPEND_REJECT_REQ	Suspend Reject Request
CC_SUSPEND_REJECT_IND	Suspend Reject Indication
CC_RESUME_REQ	Resume Request, Notify Request
CC_RESUME_IND	Resume Indication, Notify Indication
CC_RESUME_RES	Resume Response
CC_RESUME_CON	Resume Confirm
CC_RESUME_REJECT_REQ	Resume Reject Request
CC_RESUME_REJECT_IND	Resume Reject Indication
CC_CALL_REATTEMPT_IND	–
CC_CALL_FAILURE_IND	Error Indication, Status Indication, Restart Indication
CC_REJECT_REQ	Reject Request, Release Complete Request
CC_REJECT_IND	Reject Indication, Release Complete Indication
CC_DISCONNECT_REQ	Disconnect Request
CC_DISCONNECT_IND	Disconnect Indication
CC_RELEASE_REQ	Release Request
CC_RELEASE_IND	Release Indication
CC_RELEASE_RES	Release Complete Request

Table A.1: Mapping of CCI primitives to Q.931 Primitives

In Q.931 the *Setup Response* and *Setup Confirm* primitives are issued only once the voice channel is connected. In OpenSS7 CCI, the CC-SETUP-RES and CC-SETUP-CON primitives are used to accept the addressing and assign a stream and correspond to the first backward message (i.e., *Processing*, *Alerting* or *Progress Request* or *Indication*; and *Setup Indication* or *Confirm*).

Appendix B Mapping of CCI Primitives to Q.764

The mapping of CCI primitives to Q.764 primitives is shown in [Table B.1](#). For the most part this is a one to one mapping of service primitives, with the exception of *Setup Response* and *Setup Confirm*.

CCI Primitive	Q.764 Primitive
CC_INFO_REQ	–
CC_INFO_ACK	–
CC_BIND_REQ	–
CC_BIND_ACK	–
CC_UNBIND_REQ	–
CC_ADDR_REQ	–
CC_ADDR_ACK	–
CC_OK_ACK	–
CC_ERROR_ACK	–
CC_SETUP_REQ	Setup Request
CC_SETUP_IND	Setup Indication
CC_MORE_INFO_REQ	–
CC_MORE_INFO_IND	–
CC_INFORMATION_REQ	Information Request
CC_INFORMATION_IND	Information Indication
CC_INFO_TIMEOUT_IND	–
CC_SETUP_RES	Proceeding, Alerting, Progress Request; Setup Response
CC_SETUP_CON	Proceeding, Alerting, Progress Indication; Setup Confirm
CC_PROCEEDING_REQ	Proceeding Request
CC_PROCEEDING_IND	Proceeding Indication
CC_ALERTING_REQ	Alerting Request
CC_ALERTING_IND	Alerting Indication
CC_PROGRESS_REQ	Progress Request
CC_PROGRESS_IND	Progress Indication
CC_CONNECT_REQ	Setup Response
CC_CONNECT_IND	Setup Confirm
CC_SUSPEND_REQ	Suspend Request
CC_SUSPEND_IND	Suspend Indication
CC_RESUME_REQ	Resume Request
CC_RESUME_IND	Resume Indication
CC_CALL_REATTEMPT_IND	Reattempt Indication
CC_CALL_FAILURE_IND	Failure Indication
CC_REJECT_REQ	Release Request
CC_REJECT_IND	Release Indication
CC_RELEASE_REQ	Release Request
CC_RELEASE_IND	Release Indication
CC_RELEASE_RES	Release Response
CC_RELEASE_CON	Release Confirm
CC_RESET_REQ	Reset Request
CC_RESET_IND	Reset Indication
CC_RESET_RES	Reset Response
CC_RESET_CON	Reset Confirm
CC_BLOCKING_REQ	Blocking Request
CC_BLOCKING_IND	Blocking Indication
CC_BLOCKING_RES	Blocking Response
CC_BLOCKING_CON	Blocking Confirm
CC_UNBLOCKING_REQ	Unblocking Request
CC_UNBLOCKING_IND	Unblocking Indication
CC_UNBLOCKING_RES	Unblocking Response

Table B.1: Mapping of CCI primitives to Q.764 Primitives

In Q.764 the *Setup Response* and *Setup Confirm* primitives are issued only once the voice channel is connected. In OpenSS7 CCI, the CC-SETUP-RES and CC-SETUP-CON primitives are used to accept the addressing and assign a stream and correspond to the first backward message (i.e., *Processing*, *Alerting* or *Progress Request* or *Indication*; and *Setup Indication* or *Confirm*).

Appendix C State/Event Tables

Appendix D Primitive Precedence Tables

Appendix E CCI Header File Listing

```

/*****
@(#) Id: cci.h,v 0.8.2.15 2003/02/23 10:18:18 brian Exp

-----

Copyright (C) 2001-2006  OpenSS7 Corporation <http://www.openss7.com>
Copyright (C) 1997-2000  Brian F. G. Bidulock <bidulock@dallas.net>

All Rights Reserved.

This program is free software; you can redistribute it and/or modify it under
the terms of the GNU General Public License as published by the Free Software
Foundation; either version 2 of the License, or (at your option) any later
version.

This program is distributed in the hope that it will be useful, but WITHOUT
ANY WARRANTY; without even the implied warranty of MERCHANTABILITY or FITNESS
FOR A PARTICULAR PURPOSE.  See the GNU General Public License for more
details.

You should have received a copy of the GNU General Public License along with
this program; if not, write to the Free Software Foundation, Inc., 675 Mass
Ave, Cambridge, MA 02139, USA.

-----

U.S. GOVERNMENT RESTRICTED RIGHTS.  If you are licensing this Software on
behalf of the U.S. Government ("Government"), the following provisions apply
to you.  If the Software is supplied by the Department of Defense ("DoD"), it
is classified as "Commercial Computer Software" under paragraph 252.227-7014
of the DoD Supplement to the Federal Acquisition Regulations ("DFARS") (or any
successor regulations) and the Government is acquiring only the license rights
granted herein (the license rights customarily provided to non-Government
users).  If the Software is supplied to any unit or agency of the Government
other than DoD, it is classified as "Restricted Computer Software" and the
Government's rights in the Software are defined in paragraph 52.227-19 of the
Federal Acquisition Regulations ("FAR") (or any success regulations) or, in
the cases of NASA, in paragraph 18.52.227-86 of the NASA Supplement to the FAR
(or any successor regulations).

-----

Commercial licensing and support of this software is available from OpenSS7
Corporation at a fee.  See http://www.openss7.com/

-----

Last Modified Date: 2003/02/23 10:18:18 by Author: brian

*****/

#ifndef __CCI_H__
#define __CCI_H__

```

Appendix E: CCI Header File Listing

```

#define CC_INFO_REQ          0
#define CC_OPTMGMT_REQ      1
#define CC_BIND_REQ         2
#define CC_UNBIND_REQ       3
#define CC_ADDR_REQ         4
#define CC_SETUP_REQ        5
#define CC_MORE_INFO_REQ    6      /* ISDN only */
#define CC_INFORMATION_REQ   7
#define CC_CONT_CHECK_REQ   8      /* ISUP only */
#define CC_CONT_TEST_REQ    9      /* ISUP only */
#define CC_CONT_REPORT_REQ  10     /* ISUP only */
#define CC_SETUP_RES        11
#define CC_PROCEEDING_REQ   12
#define CC_ALERTING_REQ     13
#define CC_PROGRESS_REQ     14
#define CC_IBI_REQ          15     /* (same as CC_DISCONNECT_REQ in ISDN) */
#define CC_DISCONNECT_REQ   15
#define CC_CONNECT_REQ      16
#define CC_SETUP_COMPLETE_REQ 17   /* ISDN only */
#define CC_FORWFER_REQ      18     /* ISUP only */
#define CC_SUSPEND_REQ      19
#define CC_SUSPEND_RES      20     /* ISDN only */
#define CC_SUSPEND_REJECT_REQ 21   /* ISDN only */
#define CC_RESUME_REQ       22
#define CC_RESUME_RES       23     /* ISDN only */
#define CC_RESUME_REJECT_REQ 24     /* ISDN only */
#define CC_REJECT_REQ       25     /* ISDN only */
#define CC_RELEASE_REQ      26
#define CC_RELEASE_RES      27     /* ISUP only */
#define CC_NOTIFY_REQ       28     /* ISDN only */
#define CC_RESTART_REQ      29     /* ISDN only */
#define CC_RESET_REQ        30     /* ISUP only */
#define CC_RESET_RES        31     /* ISUP only */
#define CC_BLOCKING_REQ     32     /* ISUP only */
#define CC_BLOCKING_RES     33     /* ISUP only */
#define CC_UNBLOCKING_REQ   34     /* ISUP only */
#define CC_UNBLOCKING_RES   35     /* ISUP only */
#define CC_QUERY_REQ        36     /* ISUP only */
#define CC_QUERY_RES        37     /* ISUP only */
#define CC_STOP_REQ         38     /* ISUP only */

#define CC_OK_ACK           64
#define CC_ERROR_ACK        65
#define CC_INFO_ACK         66
#define CC_BIND_ACK         67
#define CC_OPTMGMT_ACK      68
#define CC_ADDR_ACK         69
#define CC_CALL_REATTEMPT_IND 70   /* ISUP only */
#define CC_SETUP_IND        71     /* recv IAM */
#define CC_MORE_INFO_IND    72     /* ISDN only */
#define CC_INFORMATION_IND   73     /* recv SAM */
#define CC_CONT_CHECK_IND   74     /* ISUP only */
#define CC_CONT_TEST_IND    75     /* ISUP only */
#define CC_CONT_REPORT_IND  76     /* ISUP only */
#define CC_SETUP_CON        77

```



```

#define CC_PROCEEDING_IND      78      /* recv ACM w/ no indication if proceeding not sent be-
fore */
#define CC_ALERTING_IND        79      /* recv ACM w/ subscriber free indication */
#define CC_PROGRESS_IND        80      /* recv ACM w/ no indication and ATP parameter and call pro-
ceeding sent */
#define CC_IBI_IND             81      /* recv ACM or CPG w/ inband info (same as CC_DISCONNECT_IND in I
#define CC_DISCONNECT_IND      81
#define CC_CONNECT_IND         82
#define CC_SETUP_COMPLETE_IND  83      /* ISDN only */
#define CC_FORWFER_IND         84      /* ISUP only */
#define CC_SUSPEND_IND         85
#define CC_SUSPEND_CON         86      /* ISDN only */
#define CC_SUSPEND_REJECT_IND  87      /* ISDN only */
#define CC_RESUME_IND          88
#define CC_RESUME_CON          89      /* ISDN only */
#define CC_RESUME_REJECT_IND   90      /* ISDN only */
#define CC_REJECT_IND          91      /* ISDN only */
#define CC_CALL_FAILURE_IND     92      /* ISUP only (ERROR_IND?) */
#define CC_RELEASE_IND         93
#define CC_RELEASE_CON         94
#define CC_NOTIFY_IND          95      /* ISDN only */
#define CC_RESTART_CON         96      /* ISDN only */
#define CC_STATUS_IND          97      /* ISDN only */
#define CC_ERROR_IND           98      /* ISDN only (CALL_FAILURE_IND?) */
#define CC_DATAINK_FAILURE_IND  99      /* ISDN only */
#define CC_INFO_TIMEOUT_IND    100
#define CC_RESET_IND           101     /* ISUP only */
#define CC_RESET_CON           102     /* ISUP only */
#define CC_BLOCKING_IND        103     /* ISUP only */
#define CC_BLOCKING_CON        104     /* ISUP only */
#define CC_UNBLOCKING_IND      105     /* ISUP only */
#define CC_UNBLOCKING_CON      106     /* ISUP only */
#define CC_QUERY_IND           107     /* ISUP only */
#define CC_QUERY_CON           108     /* ISUP only */
#define CC_STOP_IND            109     /* ISUP only */
#define CC_MAINT_IND           110     /* ISUP only */
#define CC_START_RESET_IND     111     /* ISUP only */

/*
 * Interface state
 */
enum {
    CCS_UNBND,
    CCS_IDLE,
    CCS_WIND_SETUP,
    CCS_WREQ_SETUP,
    CCS_WREQ_MORE,
    CCS_WIND_MORE,
    CCS_WREQ_INFO,
    CCS_WIND_INFO,
    CCS_WACK_INFO,
    CCS_WCON_SREQ,
    CCS_WRES_SIND,
    CCS_WREQ_CCREP,
    CCS_WIND_CCREP,
    CCS_WREQ_PROCEED,

```

```

    CCS_WIND_PROCEED,
    CCS_WACK_PROCEED,
    CCS_WREQ_ALERTING,
    CCS_WIND_ALERTING,
    CCS_WACK_ALERTING,
    CCS_WREQ_PROGRESS,
    CCS_WIND_PROGRESS,
    CCS_WACK_PROGRESS,
    CCS_WREQ_IBI,
    CCS_WIND_IBI,
    CCS_WACK_IBI,
    CCS_WREQ_CONNECT,
    CCS_WIND_CONNECT,
    CCS_WACK_FORWXFER,
    CCS_CONNECTED,
    CCS_SUSPENDED,
    CCS_WCON_RELREQ,
    CCS_WRES_RELIND,
    CCS_UNUSABLE,
};

typedef struct CC_ok_ack {
    ulong cc_primitive;
    ulong cc_correct_prim;
    ulong cc_state;
    ulong cc_call_ref;
} CC_ok_ack_t;

typedef struct CC_error_ack {
    ulong cc_primitive;
    ulong cc_error_primitive;
    ulong cc_error_type;
    ulong cc_unix_error;
    ulong cc_state;
    ulong cc_call_ref;
} CC_error_ack_t;

enum {
    CCSYSERR = 0,
    CCOUTSTATE,
    CCBADADDR,
    CCBADDIGS,
    CCBADOPT,
    CCNOADDR,
    CCADDRBUSY,
    CCBADCLR,
    CCBADTOK,
    CCBADFLAG,
    CCNOTSUPP,
    CCBADPRIM,
    CCACCESS,
};

typedef struct CC_info_req {
    ulong cc_primitive;
} CC_info_req_t;

```

```

typedef struct CC_info_ack {
    ulong cc_primitive;                /* always CC_INFO_ACK */
    /* FIXME ... more ... */
} CC_info_ack_t;

typedef struct CC_bind_req {
    ulong cc_primitive;                /* always CC_BIND_REQ */
    ulong cc_addr_length;              /* length of address */
    ulong cc_addr_offset;              /* offset of address */
    ulong cc_setup_ind;                /* req # of setup inds to be queued */
    ulong cc_bind_flags;               /* bind options flags */
} CC_bind_req_t;

/* Flags associated with CC_BIND_REQ */
#define CC_DEFAULT_LISTENER           0x0000000001UL
#define CC_TOKEN_REQUEST              0x0000000002UL
#define CC_MANAGEMENT                 0x0000000004UL
#define CC_TEST                       0x0000000008UL
#define CC_MAINTENANCE                0x0000000010UL

typedef struct CC_bind_ack {
    ulong cc_primitive;                /* always CC_BIND_ACK */
    ulong cc_addr_length;              /* length of address */
    ulong cc_addr_offset;              /* offset of address */
    ulong cc_setup_ind;                /* setup indications */
    ulong cc_token_value;              /* setup response token value */
} CC_bind_ack_t;

typedef struct CC_unbind_req {
    ulong cc_primitive;                /* always CC_UNBIND_REQ */
} CC_unbind_req_t;

typedef struct CC_addr_req {
    ulong cc_primitive;                /* always CC_ADDR_REQ */
    ulong cc_call_ref;                /* call reference */
} CC_addr_req_t;

typedef struct CC_addr_ack {
    ulong cc_primitive;                /* always CC_ADDR_ACK */
    ulong cc_bind_length;              /* length of bound address */
    ulong cc_bind_offset;              /* offset of bound address */
    ulong cc_call_ref;                /* call reference */
    ulong cc_conn_length;              /* length of connected address */
    ulong cc_conn_offset;              /* offset of connected address */
} CC_addr_ack_t;

typedef struct CC_optmgmt_req {
    ulong cc_primitive;                /* always CC_OPTMGMT_REQ */
    ulong cc_call_ref;                /* call reference */
    ulong cc_opt_length;               /* length of option values */
    ulong cc_opt_offset;               /* offset of option values */
    ulong cc_opt_flags;                /* option flags */
} CC_optmgmt_req_t;

typedef struct CC_optmgmt_ack {

```

Appendix E: CCI Header File Listing

```

        ulong cc_primitive;
        ulong cc_call_ref;
        ulong cc_opt_length;
        ulong cc_opt_offset;
        ulong cc_opt_flags;
    } CC_optmgmt_ack_t;

typedef struct CC_setup_req {
    ulong cc_primitive;
    ulong cc_user_ref;
    ulong cc_call_type;
    ulong cc_call_flags;
    ulong cc_cdpn_length;
    ulong cc_cdpn_offset;
    ulong cc_opt_length;
    ulong cc_opt_offset;
    ulong cc_addr_length;
    ulong cc_addr_offset;
} CC_setup_req_t;

typedef struct CC_call_reattempt_ind {
    ulong cc_primitive;
    ulong cc_user_ref;
    ulong cc_reason;
} CC_call_reattempt_ind_t;

typedef struct CC_setup_ind {
    ulong cc_primitive;
    ulong cc_call_ref;
    ulong cc_call_type;
    ulong cc_call_flags;
    ulong cc_cdpn_length;
    ulong cc_cdpn_offset;
    ulong cc_opt_length;
    ulong cc_opt_offset;
    ulong cc_addr_length;
    ulong cc_addr_offset;
} CC_setup_ind_t;

typedef struct CC_setup_res {
    ulong cc_primitive;
    ulong cc_call_ref;
    ulong cc_token_value;
} CC_setup_res_t;

typedef struct CC_setup_con {
    ulong cc_primitive;
    ulong cc_user_ref;
    ulong cc_call_ref;
    ulong cc_addr_length;
    ulong cc_addr_offset;
} CC_setup_con_t;

typedef struct CC_cont_check_req {
    ulong cc_primitive;
    ulong cc_addr_length;

```

```

/* always CC_OPTMGMT_ACK */
/* call reference */
/* length of option values */
/* offset of option values */
/* option flags */

/* always CC_SETUP_REQ */
/* user call reference */
/* call type */
/* call flags */
/* called party number length */
/* called party number offset */
/* optional parameters length */
/* optional parameters offset */
/* connect to address length */
/* connect to address offset */

/* always CC_CALL_REATTEMPT_IND */
/* user call reference */
/* reason for reattempt */

/* always CC_SETUP_IND */
/* call reference */
/* call type */
/* call flags */
/* called party number length */
/* called party number offset */
/* optional parameters length */
/* optional parameters offset */
/* connecting address length */
/* connecting address offset */

/* always CC_SETUP_RES */
/* call reference */
/* call response token value */

/* always CC_SETUP_CON */
/* user call reference */
/* call reference */
/* connecting address length */
/* connecting address offset */

/* always CC_CONT_CHECK_REQ */
/* address length */

```

```

        ulong cc_addr_offset;                /* address offset */
    } CC_cont_check_req_t;

typedef struct CC_cont_check_ind {
    ulong cc_primitive;                      /* always CC_CONT_CHECK_IND */
    ulong cc_call_ref;                      /* call reference */
    ulong cc_addr_length;                  /* address length */
    ulong cc_addr_offset;                  /* address offset */
} CC_cont_check_ind_t;

typedef struct CC_cont_test_req {
    ulong cc_primitive;                      /* always CC_CONT_TEST_REQ */
    ulong cc_call_ref;                      /* call reference */
    ulong cc_token_value;                  /* token value */
} CC_cont_test_req_t;

typedef struct CC_cont_test_ind {
    ulong cc_primitive;                      /* always CC_CONT_TEST_IND */
    ulong cc_call_ref;                      /* call reference */
    ulong cc_addr_length;                  /* address length */
    ulong cc_addr_offset;                  /* address offset */
} CC_cont_test_ind_t;

typedef struct CC_cont_report_req {
    ulong cc_primitive;                      /* always CC_CONT_REPORT_REQ */
    ulong cc_user_ref;                      /* user call reference */
    ulong cc_call_ref;                      /* call reference */
    ulong cc_result;                      /* result of continuity check */
} CC_cont_report_req_t;

typedef struct CC_cont_report_ind {
    ulong cc_primitive;                      /* always CC_CONT_REPORT_IND */
    ulong cc_call_ref;                      /* call reference */
    ulong cc_result;                      /* result of continuity check */
} CC_cont_report_ind_t;

typedef struct CC_more_info_req {
    ulong cc_primitive;                      /* always CC_MORE_INFO_REQ */
    ulong cc_call_ref;                      /* call reference */
    ulong cc_opt_length;                  /* optional parameter length */
    ulong cc_opt_offset;                  /* optional parameter offset */
} CC_more_info_req_t;

typedef struct CC_more_info_ind {
    ulong cc_primitive;                      /* always CC_MORE_INFO_IND */
    ulong cc_user_ref;                      /* user call reference */
    ulong cc_opt_length;                  /* optional parameter length */
    ulong cc_opt_offset;                  /* optional parameter offset */
} CC_more_info_ind_t;

typedef struct CC_information_req {
    ulong cc_primitive;                      /* always CC_INFORMATION_REQ */
    ulong cc_user_ref;                      /* call reference */
    ulong cc_subn_length;                  /* subsequent number length */
    ulong cc_subn_offset;                  /* subsequent number offset */
    ulong cc_opt_length;                  /* optional parameter length */

```

```

        ulong cc_opt_offset;                /* optional parameter offset */
    } CC_information_req_t;

typedef struct CC_information_ind {
    ulong cc_primitive;                    /* always CC_INFORMATION_IND */
    ulong cc_call_ref;                    /* call reference */
    ulong cc_subn_length;                /* subsequent number length */
    ulong cc_subn_offset;                /* subsequent number offset */
    ulong cc_opt_length;                /* optional parameter length */
    ulong cc_opt_offset;                /* optional parameter offset */
} CC_information_ind_t;

typedef struct CC_info_timeout_ind {
    ulong cc_primitive;                    /* always CC_INFO_TIMEOUT_IND */
    ulong cc_call_ref;                    /* call reference */
} CC_info_timeout_ind_t;

typedef struct CC_proceeding_req {
    ulong cc_primitive;                    /* always CC_PROCEEDING_REQ */
    ulong cc_call_ref;                    /* call reference */
    ulong cc_flags;                        /* proceeding flags */
    ulong cc_opt_length;                /* optional parameter length */
    ulong cc_opt_offset;                /* optional parameter offset */
} CC_proceeding_req_t;

typedef struct CC_proceeding_ind {
    ulong cc_primitive;                    /* always CC_PROCEEDING_IND */
    ulong cc_call_ref;                    /* call reference */
    ulong cc_flags;                        /* proceeding flags */
    ulong cc_opt_length;                /* optional parameter length */
    ulong cc_opt_offset;                /* optional parameter offset */
} CC_proceeding_ind_t;

typedef struct CC_alerting_req {
    ulong cc_primitive;                    /* always CC_ALERTING_REQ */
    ulong cc_call_ref;                    /* call reference */
    ulong cc_flags;                        /* alerting flags */
    ulong cc_opt_length;                /* optional parameter length */
    ulong cc_opt_offset;                /* optional parameter offset */
} CC_alerting_req_t;

typedef struct CC_alerting_ind {
    ulong cc_primitive;                    /* always CC_ALERTING_IND */
    ulong cc_call_ref;                    /* call reference */
    ulong cc_flags;                        /* alerting flags */
    ulong cc_opt_length;                /* optional parameter length */
    ulong cc_opt_offset;                /* optional parameter offset */
} CC_alerting_ind_t;

typedef struct CC_progress_req {
    ulong cc_primitive;                    /* always CC_PROGRESS_REQ */
    ulong cc_call_ref;                    /* call reference */
    ulong cc_event;                        /* progress event */
    ulong cc_flags;                        /* progress flags */
    ulong cc_opt_length;                /* optional parameter length */
    ulong cc_opt_offset;                /* optional parameter offset */
}

```

```

} CC_progress_req_t;

typedef struct CC_progress_ind {
    ulong cc_primitive;           /* always CC_PROGRESS_IND */
    ulong cc_call_ref;           /* call reference */
    ulong cc_event;              /* progress event */
    ulong cc_flags;              /* progress flags */
    ulong cc_opt_length;         /* optional parameter length */
    ulong cc_opt_offset;         /* optional parameter offset */
} CC_progress_ind_t;

typedef struct CC_ibi_req {
    ulong cc_primitive;           /* always CC_IBI_REQ */
    ulong cc_call_ref;           /* call reference */
    ulong cc_flags;              /* ibi flags */
    ulong cc_opt_length;         /* optional parameter length */
    ulong cc_opt_offset;         /* optional parameter offset */
} CC_ibi_req_t;

typedef struct CC_ibi_ind {
    ulong cc_primitive;           /* always CC_IBI_IND */
    ulong cc_call_ref;           /* call reference */
    ulong cc_flags;              /* ibi flags */
    ulong cc_opt_length;         /* optional parameter length */
    ulong cc_opt_offset;         /* optional parameter offset */
} CC_ibi_ind_t;

typedef struct CC_connect_req {
    ulong cc_primitive;           /* always CC_CONNECT_REQ */
    ulong cc_call_ref;           /* call reference */
    ulong cc_flags;              /* connect flags */
    ulong cc_opt_length;         /* optional parameter length */
    ulong cc_opt_offset;         /* optional parameter offset */
} CC_connect_req_t;

typedef struct CC_connect_ind {
    ulong cc_primitive;           /* always CC_CONNECT_IND */
    ulong cc_call_ref;           /* call reference */
    ulong cc_flags;              /* connect flags */
    ulong cc_opt_length;         /* optional parameter length */
    ulong cc_opt_offset;         /* optional parameter offset */
} CC_connect_ind_t;

typedef struct CC_setup_complete_req {
    ulong cc_primitive;           /* always CC_SETUP_COMPLETE_REQ */
    ulong cc_call_ref;           /* call reference */
    ulong cc_opt_length;         /* optional parameter length */
    ulong cc_opt_offset;         /* optional parameter offset */
} CC_setup_complete_req_t;

typedef struct CC_setup_complete_ind {
    ulong cc_primitive;           /* always CC_SETUP_COMPLETE_IND */
    ulong cc_call_ref;           /* call reference */
    ulong cc_opt_length;         /* optional parameter length */
    ulong cc_opt_offset;         /* optional parameter offset */
} CC_setup_complete_ind_t;

```

```

typedef struct CC_forwxfer_req {
    ulong cc_primitive;          /* always CC_FORWXFER_REQ */
    ulong cc_call_ref;           /* call reference */
    ulong cc_opt_length;         /* optional parameter length */
    ulong cc_opt_offset;         /* optional parameter offset */
} CC_forwxfer_req_t;

typedef struct CC_forwxfer_ind {
    ulong cc_primitive;          /* always CC_FORWXFER_IND */
    ulong cc_call_ref;           /* call reference */
    ulong cc_opt_length;         /* optional parameter length */
    ulong cc_opt_offset;         /* optional parameter offset */
} CC_forwxfer_ind_t;

typedef struct CC_suspend_req {
    ulong cc_primitive;          /* always CC_SUSPEND_REQ */
    ulong cc_call_ref;           /* call reference */
    ulong cc_flags;              /* suspend flags */
    ulong cc_opt_length;         /* optional parameter length */
    ulong cc_opt_offset;         /* optional parameter offset */
} CC_suspend_req_t;

typedef struct CC_suspend_ind {
    ulong cc_primitive;          /* always CC_SUSPEND_IND */
    ulong cc_call_ref;           /* call reference */
    ulong cc_flags;              /* suspend flags */
    ulong cc_opt_length;         /* optional parameter length */
    ulong cc_opt_offset;         /* optional parameter offset */
} CC_suspend_ind_t;

typedef struct CC_suspend_res {
    ulong cc_primitive;          /* always CC_SUSPEND_RES */
    ulong cc_call_ref;           /* call reference */
    ulong cc_opt_length;         /* optional parameter length */
    ulong cc_opt_offset;         /* optional parameter offset */
} CC_suspend_res_t;

typedef struct CC_suspend_con {
    ulong cc_primitive;          /* always CC_SUSPEND_CON */
    ulong cc_call_ref;           /* call reference */
    ulong cc_opt_length;         /* optional parameter length */
    ulong cc_opt_offset;         /* optional parameter offset */
} CC_suspend_con_t;

typedef struct CC_suspend_reject_req {
    ulong cc_primitive;          /* always CC_SUSPEND_REJECT_REQ */
    ulong cc_call_ref;           /* call reference */
    ulong cc_cause;              /* cause value */
    ulong cc_opt_length;         /* optional parameter length */
    ulong cc_opt_offset;         /* optional parameter offset */
} CC_suspend_reject_req_t;

typedef struct CC_suspend_reject_ind {
    ulong cc_primitive;          /* always CC_SUSPEND_REJECT_IND */
    ulong cc_call_ref;           /* call reference */

```



```

        ulong cc_cause;                /* cause value */
        ulong cc_opt_length;           /* optional parameter length */
        ulong cc_opt_offset;          /* optional parameter offset */
    } CC_suspend_reject_ind_t;

typedef struct CC_resume_req {
    ulong cc_primitive;                /* always CC_RESUME_REQ */
    ulong cc_call_ref;                /* call reference */
    ulong cc_flags;                   /* suspend flags */
    ulong cc_opt_length;              /* optional parameter length */
    ulong cc_opt_offset;              /* optional parameter offset */
} CC_resume_req_t;

typedef struct CC_resume_ind {
    ulong cc_primitive;                /* always CC_RESUME_IND */
    ulong cc_call_ref;                /* call reference */
    ulong cc_flags;                   /* suspend flags */
    ulong cc_opt_length;              /* optional parameter length */
    ulong cc_opt_offset;              /* optional parameter offset */
} CC_resume_ind_t;

typedef struct CC_resume_res {
    ulong cc_primitive;                /* always CC_RESUME_RES */
    ulong cc_call_ref;                /* call reference */
    ulong cc_opt_length;              /* optional parameter length */
    ulong cc_opt_offset;              /* optional parameter offset */
} CC_resume_res_t;

typedef struct CC_resume_con {
    ulong cc_primitive;                /* always CC_RESUME_CON */
    ulong cc_call_ref;                /* call reference */
    ulong cc_opt_length;              /* optional parameter length */
    ulong cc_opt_offset;              /* optional parameter offset */
} CC_resume_con_t;

typedef struct CC_resume_reject_req {
    ulong cc_primitive;                /* always CC_RESUME_REJECT_REQ */
    ulong cc_call_ref;                /* call reference */
    ulong cc_cause;                   /* cause value */
    ulong cc_opt_length;              /* optional parameter length */
    ulong cc_opt_offset;              /* optional parameter offset */
} CC_resume_reject_req_t;

typedef struct CC_resume_reject_ind {
    ulong cc_primitive;                /* always CC_RESUME_REJECT_IND */
    ulong cc_call_ref;                /* call reference */
    ulong cc_cause;                   /* cause value */
    ulong cc_opt_length;              /* optional parameter length */
    ulong cc_opt_offset;              /* optional parameter offset */
} CC_resume_reject_ind_t;

typedef struct CC_reject_req {
    ulong cc_primitive;                /* always CC_REJECT_REQ */
    ulong cc_call_ref;                /* call reference */
    ulong cc_cause;                   /* cause value */
    ulong cc_opt_length;              /* optional parameter length */

```

```

        ulong cc_opt_offset;                /* optional parameter offset */
    } CC_reject_req_t;

typedef struct CC_reject_ind {
    ulong cc_primitive;                    /* always CC_REJECT_IND */
    ulong cc_user_ref;                    /* user call reference */
    ulong cc_cause;                        /* cause value */
    ulong cc_opt_length;                  /* optional parameter length */
    ulong cc_opt_offset;                  /* optional parameter offset */
} CC_reject_ind_t;

typedef struct CC_error_ind {
    ulong cc_primitive;                    /* always CC_ERROR_IND */
    ulong cc_call_ref;                    /* call reference */
} CC_error_ind_t;

typedef struct CC_call_failure_ind {
    ulong cc_primitive;                    /* always CC_CALL_FAILURE_IND */
    ulong cc_call_ref;                    /* call reference */
    ulong cc_reason;                      /* reason for failure */
    ulong cc_cause;                        /* cause to use in release */
} CC_call_failure_ind_t;

typedef struct CC_disconnect_req {
    ulong cc_primitive;                    /* always CC_DISCONNECT_REQ */
    ulong cc_call_ref;                    /* call reference */
    ulong cc_cause;                        /* cause value */
    ulong cc_opt_length;                  /* optional parameter length */
    ulong cc_opt_offset;                  /* optional parameter offset */
} CC_disconnect_req_t;

typedef struct CC_disconnect_ind {
    ulong cc_primitive;                    /* always CC_DISCONNECT_IND */
    ulong cc_call_ref;                    /* call reference */
    ulong cc_cause;                        /* cause value */
    ulong cc_opt_length;                  /* optional parameter length */
    ulong cc_opt_offset;                  /* optional parameter offset */
} CC_disconnect_ind_t;

typedef struct CC_release_req {
    ulong cc_primitive;                    /* always CC_RELEASE_REQ */
    ulong cc_user_ref;                    /* user call reference */
    ulong cc_call_ref;                    /* call reference */
    ulong cc_cause;                        /* cause value */
    ulong cc_opt_length;                  /* optional parameter length */
    ulong cc_opt_offset;                  /* optional parameter offset */
} CC_release_req_t;

typedef struct CC_release_ind {
    ulong cc_primitive;                    /* always CC_RELEASE_IND */
    ulong cc_user_ref;                    /* user call reference */
    ulong cc_call_ref;                    /* call reference */
    ulong cc_cause;                        /* cause value */
    ulong cc_opt_length;                  /* optional parameter length */
    ulong cc_opt_offset;                  /* optional parameter offset */
} CC_release_ind_t;

```

```

typedef struct CC_release_res {
    ulong cc_primitive;          /* always CC_RELEASE_RES */
    ulong cc_user_ref;           /* user call reference */
    ulong cc_call_ref;           /* call reference */
    ulong cc_opt_length;         /* optional parameter length */
    ulong cc_opt_offset;         /* optional parameter offset */
} CC_release_res_t;

typedef struct CC_release_con {
    ulong cc_primitive;          /* always CC_RELEASE_CON */
    ulong cc_user_ref;           /* user call reference */
    ulong cc_call_ref;           /* call reference */
    ulong cc_opt_length;         /* optional parameter length */
    ulong cc_opt_offset;         /* optional parameter offset */
} CC_release_con_t;

typedef struct CC_restart_req {
    ulong cc_primitive;          /* always CC_RESTART_REQ */
    ulong cc_flags;              /* restart flags */
    ulong cc_addr_length;        /* address length */
    ulong cc_addr_offset;        /* address offset */
} CC_restart_req_t;

typedef struct CC_restart_ind {
    ulong cc_primitive;          /* always CC_RESTART_IND */
    ulong cc_flags;              /* restart flags */
    ulong cc_addr_length;        /* address length */
    ulong cc_addr_offset;        /* address offset */
} CC_restart_ind_t;

typedef struct CC_reset_req {
    ulong cc_primitive;          /* always CC_RESET_REQ */
    ulong cc_flags;              /* reset flags */
    ulong cc_addr_length;        /* address length */
    ulong cc_addr_offset;        /* address offset */
} CC_reset_req_t;

typedef struct CC_reset_ind {
    ulong cc_primitive;          /* always CC_RESET_IND */
    ulong cc_flags;              /* reset flags */
    ulong cc_addr_length;        /* address length */
    ulong cc_addr_offset;        /* address offset */
} CC_reset_ind_t;

typedef struct CC_reset_res {
    ulong cc_primitive;          /* always CC_RESET_RES */
    ulong cc_flags;              /* reset flags */
    ulong cc_addr_length;        /* address length */
    ulong cc_addr_offset;        /* address offset */
} CC_reset_res_t;

typedef struct CC_reset_con {
    ulong cc_primitive;          /* always CC_RESET_CON */
    ulong cc_flags;              /* reset flags */
    ulong cc_addr_length;        /* address length */

```

Appendix E: CCI Header File Listing

```
        ulong cc_addr_offset;                /* address offset */
} CC_reset_con_t;

typedef struct CC_blocking_req {
    ulong cc_primitive;                       /* always CC_BLOCKING_REQ */
    ulong cc_flags;                          /* blocking flags */
    ulong cc_addr_length;                    /* address length */
    ulong cc_addr_offset;                    /* address offset */
} CC_blocking_req_t;

typedef struct CC_blocking_ind {
    ulong cc_primitive;                       /* always CC_BLOCKING_IND */
    ulong cc_flags;                          /* blocking flags */
    ulong cc_addr_length;                    /* address length */
    ulong cc_addr_offset;                    /* address offset */
} CC_blocking_ind_t;

typedef struct CC_blocking_res {
    ulong cc_primitive;                       /* always CC_BLOCKING_RES */
    ulong cc_flags;                          /* blocking flags */
    ulong cc_addr_length;                    /* address length */
    ulong cc_addr_offset;                    /* address offset */
} CC_blocking_res_t;

typedef struct CC_blocking_con {
    ulong cc_primitive;                       /* always CC_BLOCKING_CON */
    ulong cc_flags;                          /* blocking flags */
    ulong cc_addr_length;                    /* address length */
    ulong cc_addr_offset;                    /* address offset */
} CC_blocking_con_t;

typedef struct CC_unblocking_req {
    ulong cc_primitive;                       /* always CC_UNBLOCKING_REQ */
    ulong cc_flags;                          /* unblocking flags */
    ulong cc_addr_length;                    /* address length */
    ulong cc_addr_offset;                    /* address offset */
} CC_unblocking_req_t;

typedef struct CC_unblocking_ind {
    ulong cc_primitive;                       /* always CC_UNBLOCKING_IND */
    ulong cc_flags;                          /* unblocking flags */
    ulong cc_addr_length;                    /* address length */
    ulong cc_addr_offset;                    /* address offset */
} CC_unblocking_ind_t;

typedef struct CC_unblocking_res {
    ulong cc_primitive;                       /* always CC_UNBLOCKING_RES */
    ulong cc_flags;                          /* blocking flags */
    ulong cc_addr_length;                    /* address length */
    ulong cc_addr_offset;                    /* address offset */
} CC_unblocking_res_t;

typedef struct CC_unblocking_con {
    ulong cc_primitive;                       /* always CC_UNBLOCKING_CON */
    ulong cc_flags;                          /* unblocking flags */
    ulong cc_addr_length;                    /* address length */
}
```

```

        ulong cc_addr_offset;                /* address offset */
    } CC_unblocking_con_t;

typedef struct CC_query_req {
    ulong cc_primitive;                       /* always CC_QUERY_REQ */
    ulong cc_flags;                           /* query flags */
    ulong cc_addr_length;                     /* address length */
    ulong cc_addr_offset;                     /* address offset */
} CC_query_req_t;

typedef struct CC_query_ind {
    ulong cc_primitive;                       /* always CC_QUERY_IND */
    ulong cc_flags;                           /* query flags */
    ulong cc_addr_length;                     /* address length */
    ulong cc_addr_offset;                     /* address offset */
} CC_query_ind_t;

typedef struct CC_query_res {
    ulong cc_primitive;                       /* always CC_QUERY_RES */
    ulong cc_flags;                           /* blocking flags */
    ulong cc_addr_length;                     /* address length */
    ulong cc_addr_offset;                     /* address offset */
} CC_query_res_t;

typedef struct CC_query_con {
    ulong cc_primitive;                       /* always CC_QUERY_CON */
    ulong cc_flags;                           /* query flags */
    ulong cc_addr_length;                     /* address length */
    ulong cc_addr_offset;                     /* address offset */
} CC_query_con_t;

typedef struct CC_maint_ind {
    ulong cc_primitive;                       /* always CC_MAINT_IND */
    ulong cc_reason;                          /* reason for indication */
    ulong cc_call_ref;                        /* call reference */
    ulong cc_addr_length;                     /* length of address */
    ulong cc_addr_offset;                     /* length of address */
} CC_maint_ind_t;

union CC_primitives {
    ulong cc_primitive;
    CC_ok_ack_t ok_ack;
    CC_error_ack_t error_ack;
    CC_info_req_t info_req;
    CC_info_ack_t info_ack;
    CC_bind_req_t bind_req;
    CC_bind_ack_t bind_ack;
    CC_unbind_req_t unbind_req;
    CC_addr_req_t addr_req;
    CC_addr_ack_t addr_ack;
    CC_optmgtm_req_t optmgtm_req;
    CC_optmgtm_ack_t optmgtm_ack;
    CC_setup_req_t setup_req;
    CC_call_reattempt_ind_t call_reattempt_ind;
    CC_setup_ind_t setup_ind;
    CC_setup_res_t setup_res;

```

```

CC_setup_con_t setup_con;
CC_cont_check_req_t cont_check_req;
CC_cont_check_ind_t cont_check_ind;
CC_cont_test_req_t cont_test_req;
CC_cont_test_ind_t cont_test_ind;
CC_cont_report_req_t cont_report_req;
CC_cont_report_ind_t cont_report_ind;
CC_more_info_req_t more_info_req;
CC_more_info_ind_t more_info_ind;
CC_information_req_t information_req;
CC_information_ind_t information_ind;
CC_proceeding_req_t proceeding_req;
CC_proceeding_ind_t proceeding_ind;
CC_alerting_req_t alerting_req;
CC_alerting_ind_t alerting_ind;
CC_progress_req_t progress_req;
CC_progress_ind_t progress_ind;
CC_ibi_req_t ibi_req;
CC_ibi_ind_t ibi_ind;
CC_connect_req_t connect_req;
CC_connect_ind_t connect_ind;
CC_setup_complete_req_t setup_complete_req;
CC_setup_complete_ind_t setup_complete_ind;
CC_forwxfer_req_t forwxfer_req;
CC_forwxfer_ind_t forwxfer_ind;
CC_suspend_req_t suspend_req;
CC_suspend_ind_t suspend_ind;
CC_suspend_res_t suspend_res;
CC_suspend_con_t suspend_con;
CC_suspend_reject_req_t suspend_reject_req;
CC_suspend_reject_ind_t suspend_reject_ind;
CC_resume_req_t resume_req;
CC_resume_ind_t resume_ind;
CC_resume_res_t resume_res;
CC_resume_con_t resume_con;
CC_resume_reject_req_t resume_reject_req;
CC_resume_reject_ind_t resume_reject_ind;
CC_reject_req_t reject_req;
CC_reject_ind_t reject_ind;
CC_error_ind_t error_ind;
CC_call_failure_ind_t call_failure_ind;
CC_disconnect_req_t disconnect_req;
CC_disconnect_ind_t disconnect_ind;
CC_release_req_t release_req;
CC_release_ind_t release_ind;
CC_release_res_t release_res;
CC_release_con_t release_con;
CC_restart_req_t restart_req;
CC_restart_ind_t restart_ind;
CC_reset_req_t reset_req;
CC_reset_ind_t reset_ind;
CC_reset_res_t reset_res;
CC_reset_con_t reset_con;
CC_blocking_req_t blocking_req;
CC_blocking_ind_t blocking_ind;
CC_blocking_res_t blocking_res;

```

```
    CC_blocking_con_t blocking_con;
    CC_unblocking_req_t unblocking_req;
    CC_unblocking_ind_t unblocking_ind;
    CC_unblocking_res_t unblocking_res;
    CC_unblocking_con_t unblocking_con;
    CC_query_req_t query_req;
    CC_query_ind_t query_ind;
    CC_query_res_t query_res;
    CC_query_con_t query_con;
    CC_maint_ind_t maint_ind;
};

#endif                                     /* __CCI_H__ */
```


License

GNU Free Documentation License

GNU FREE DOCUMENTATION LICENSE

Version 1.1, March 2000

Copyright © 2000 Free Software Foundation, Inc.
59 Temple Place, Suite 330, Boston, MA 02111-1307, USA

Everyone is permitted to copy and distribute verbatim copies of this license document, but changing it is not allowed.

Preamble

The purpose of this License is to make a manual, textbook, or other written document *free* in the sense of freedom: to assure everyone the effective freedom to copy and redistribute it, with or without modifying it, either commercially or noncommercially. Secondarily, this License preserves for the author and publisher a way to get credit for their work, while not being considered responsible for modifications made by others.

This License is a kind of “copyleft”, which means that derivative works of the document must themselves be free in the same sense. It complements the GNU General Public License, which is a copyleft license designed for free software.

We have designed this License in order to use it for manuals for free software, because free software needs free documentation: a free program should come with manuals providing the same freedoms that the software does. But this License is not limited to software manuals; it can be used for any textual work, regardless of subject matter or whether it is published as a printed book. We recommend this License principally for works whose purpose is instruction or reference.

Terms and Conditions for Copying, Distribution and Modification

1. APPLICABILITY AND DEFINITIONS

This License applies to any manual or other work that contains a notice placed by the copyright holder saying it can be distributed under the terms of this License. The “Document”, below, refers to any such manual or work. Any member of the public is a licensee, and is addressed as “you”.

A “Modified Version” of the Document means any work containing the Document or a portion of it, either copied verbatim, or with modifications and/or translated into another language.

A “Secondary Section” is a named appendix or a front-matter section of the Document that deals exclusively with the relationship of the publishers or authors of the Document to the Document’s overall subject (or to related matters) and contains nothing that could fall directly within that overall subject. (For example, if the Document is in part a

textbook of mathematics, a Secondary Section may not explain any mathematics.) The relationship could be a matter of historical connection with the subject or with related matters, or of legal, commercial, philosophical, ethical or political position regarding them.

The “Invariant Sections” are certain Secondary Sections whose titles are designated, as being those of Invariant Sections, in the notice that says that the Document is released under this License.

The “Cover Texts” are certain short passages of text that are listed, as Front-Cover Texts or Back-Cover Texts, in the notice that says that the Document is released under this License.

A “Transparent” copy of the Document means a machine-readable copy, represented in a format whose specification is available to the general public, whose contents can be viewed and edited directly and straightforwardly with generic text editors or (for images composed of pixels) generic paint programs or (for drawings) some widely available drawing editor, and that is suitable for input to text formatters or for automatic translation to a variety of formats suitable for input to text formatters. A copy made in an otherwise Transparent file format whose markup has been designed to thwart or discourage subsequent modification by readers is not Transparent. A copy that is not “Transparent” is called “Opaque”.

Examples of suitable formats for Transparent copies include plain ASCII without markup, Texinfo input format, LaTeX input format, SGML or XML using a publicly available DTD, and standard-conforming simple HTML designed for human modification. Opaque formats include PostScript, PDF, proprietary formats that can be read and edited only by proprietary word processors, SGML or XML for which the DTD and/or processing tools are not generally available, and the machine-generated HTML produced by some word processors for output purposes only.

The “Title Page” means, for a printed book, the title page itself, plus such following pages as are needed to hold, legibly, the material this License requires to appear in the title page. For works in formats which do not have any title page as such, “Title Page” means the text near the most prominent appearance of the work’s title, preceding the beginning of the body of the text.

2. VERBATIM COPYING

You may copy and distribute the Document in any medium, either commercially or noncommercially, provided that this License, the copyright notices, and the license notice saying this License applies to the Document are reproduced in all copies, and that you add no other conditions whatsoever to those of this License. You may not use technical measures to obstruct or control the reading or further copying of the copies you make or distribute. However, you may accept compensation in exchange for copies. If you distribute a large enough number of copies you must also follow the conditions in section 3.

You may also lend copies, under the same conditions stated above, and you may publicly display copies.

3. COPYING IN QUANTITY

If you publish printed copies of the Document numbering more than 100, and the Document's license notice requires Cover Texts, you must enclose the copies in covers that carry, clearly and legibly, all these Cover Texts: Front-Cover Texts on the front cover, and Back-Cover Texts on the back cover. Both covers must also clearly and legibly identify you as the publisher of these copies. The front cover must present the full title with all words of the title equally prominent and visible. You may add other material on the covers in addition. Copying with changes limited to the covers, as long as they preserve the title of the Document and satisfy these conditions, can be treated as verbatim copying in other respects.

If the required texts for either cover are too voluminous to fit legibly, you should put the first ones listed (as many as fit reasonably) on the actual cover, and continue the rest onto adjacent pages.

If you publish or distribute Opaque copies of the Document numbering more than 100, you must either include a machine-readable Transparent copy along with each Opaque copy, or state in or with each Opaque copy a publicly-accessible computer-network location containing a complete Transparent copy of the Document, free of added material, which the general network-using public has access to download anonymously at no charge using public-standard network protocols. If you use the latter option, you must take reasonably prudent steps, when you begin distribution of Opaque copies in quantity, to ensure that this Transparent copy will remain thus accessible at the stated location until at least one year after the last time you distribute an Opaque copy (directly or through your agents or retailers) of that edition to the public.

It is requested, but not required, that you contact the authors of the Document well before redistributing any large number of copies, to give them a chance to provide you with an updated version of the Document.

4. MODIFICATIONS

You may copy and distribute a Modified Version of the Document under the conditions of sections 2 and 3 above, provided that you release the Modified Version under precisely this License, with the Modified Version filling the role of the Document, thus licensing distribution and modification of the Modified Version to whoever possesses a copy of it. In addition, you must do these things in the Modified Version:

- A. Use in the Title Page (and on the covers, if any) a title distinct from that of the Document, and from those of previous versions (which should, if there were any, be listed in the History section of the Document). You may use the same title as a previous version if the original publisher of that version gives permission.
- B. List on the Title Page, as authors, one or more persons or entities responsible for authorship of the modifications in the Modified Version, together with at least five of the principal authors of the Document (all of its principal authors, if it has less than five).
- C. State on the Title page the name of the publisher of the Modified Version, as the publisher.
- D. Preserve all the copyright notices of the Document.

- E. Add an appropriate copyright notice for your modifications adjacent to the other copyright notices.
- F. Include, immediately after the copyright notices, a license notice giving the public permission to use the Modified Version under the terms of this License, in the form shown in the Addendum below.
- G. Preserve in that license notice the full lists of Invariant Sections and required Cover Texts given in the Document's license notice.
- H. Include an unaltered copy of this License.
- I. Preserve the section entitled "History", and its title, and add to it an item stating at least the title, year, new authors, and publisher of the Modified Version as given on the Title Page. If there is no section entitled "History" in the Document, create one stating the title, year, authors, and publisher of the Document as given on its Title Page, then add an item describing the Modified Version as stated in the previous sentence.
- J. Preserve the network location, if any, given in the Document for public access to a Transparent copy of the Document, and likewise the network locations given in the Document for previous versions it was based on. These may be placed in the "History" section. You may omit a network location for a work that was published at least four years before the Document itself, or if the original publisher of the version it refers to gives permission.
- K. In any section entitled "Acknowledgments" or "Dedications", preserve the section's title, and preserve in the section all the substance and tone of each of the contributor acknowledgments and/or dedications given therein.
- L. Preserve all the Invariant Sections of the Document, unaltered in their text and in their titles. Section numbers or the equivalent are not considered part of the section titles.
- M. Delete any section entitled "Endorsements". Such a section may not be included in the Modified Version.
- N. Do not retitle any existing section as "Endorsements" or to conflict in title with any Invariant Section.

If the Modified Version includes new front-matter sections or appendices that qualify as Secondary Sections and contain no material copied from the Document, you may at your option designate some or all of these sections as invariant. To do this, add their titles to the list of Invariant Sections in the Modified Version's license notice. These titles must be distinct from any other section titles.

You may add a section entitled "Endorsements", provided it contains nothing but endorsements of your Modified Version by various parties—for example, statements of peer review or that the text has been approved by an organization as the authoritative definition of a standard.

You may add a passage of up to five words as a Front-Cover Text, and a passage of up to 25 words as a Back-Cover Text, to the end of the list of Cover Texts in the Modified Version. Only one passage of Front-Cover Text and one of Back-Cover Text may be

added by (or through arrangements made by) any one entity. If the Document already includes a cover text for the same cover, previously added by you or by arrangement made by the same entity you are acting on behalf of, you may not add another; but you may replace the old one, on explicit permission from the previous publisher that added the old one.

The author(s) and publisher(s) of the Document do not by this License give permission to use their names for publicity for or to assert or imply endorsement of any Modified Version.

5. COMBINING DOCUMENTS

You may combine the Document with other documents released under this License, under the terms defined in section 4 above for modified versions, provided that you include in the combination all of the Invariant Sections of all of the original documents, unmodified, and list them all as Invariant Sections of your combined work in its license notice.

The combined work need only contain one copy of this License, and multiple identical Invariant Sections may be replaced with a single copy. If there are multiple Invariant Sections with the same name but different contents, make the title of each such section unique by adding at the end of it, in parentheses, the name of the original author or publisher of that section if known, or else a unique number. Make the same adjustment to the section titles in the list of Invariant Sections in the license notice of the combined work.

In the combination, you must combine any sections entitled “History” in the various original documents, forming one section entitled “History”; likewise combine any sections entitled “Acknowledgments”, and any sections entitled “Dedications”. You must delete all sections entitled “Endorsements.”

6. COLLECTIONS OF DOCUMENTS

You may make a collection consisting of the Document and other documents released under this License, and replace the individual copies of this License in the various documents with a single copy that is included in the collection, provided that you follow the rules of this License for verbatim copying of each of the documents in all other respects.

You may extract a single document from such a collection, and distribute it individually under this License, provided you insert a copy of this License into the extracted document, and follow this License in all other respects regarding verbatim copying of that document.

7. AGGREGATION WITH INDEPENDENT WORKS

A compilation of the Document or its derivatives with other separate and independent documents or works, in or on a volume of a storage or distribution medium, does not as a whole count as a Modified Version of the Document, provided no compilation copyright is claimed for the compilation. Such a compilation is called an “aggregate”, and this License does not apply to the other self-contained works thus compiled with the Document, on account of their being thus compiled, if they are not themselves derivative works of the Document.

If the Cover Text requirement of section 3 is applicable to these copies of the Document, then if the Document is less than one quarter of the entire aggregate, the Document's Cover Texts may be placed on covers that surround only the Document within the aggregate. Otherwise they must appear on covers around the whole aggregate.

8. TRANSLATION

Translation is considered a kind of modification, so you may distribute translations of the Document under the terms of section 4. Replacing Invariant Sections with translations requires special permission from their copyright holders, but you may include translations of some or all Invariant Sections in addition to the original versions of these Invariant Sections. You may include a translation of this License provided that you also include the original English version of this License. In case of a disagreement between the translation and the original English version of this License, the original English version will prevail.

9. TERMINATION

You may not copy, modify, sublicense, or distribute the Document except as expressly provided for under this License. Any other attempt to copy, modify, sublicense or distribute the Document is void, and will automatically terminate your rights under this License. However, parties who have received copies, or rights, from you under this License will not have their licenses terminated so long as such parties remain in full compliance.

10. FUTURE REVISIONS OF THIS LICENSE

The Free Software Foundation may publish new, revised versions of the GNU Free Documentation License from time to time. Such new versions will be similar in spirit to the present version, but may differ in detail to address new problems or concerns. See <http://www.gnu.org/copyleft/>.

Each version of the License is given a distinguishing version number. If the Document specifies that a particular numbered version of this License “or any later version” applies to it, you have the option of following the terms and conditions either of that specified version or of any later version that has been published (not as a draft) by the Free Software Foundation. If the Document does not specify a version number of this License, you may choose any version ever published (not as a draft) by the Free Software Foundation.

END OF TERMS AND CONDITIONS

How to use this License for your documents

To use this License in a document you have written, include a copy of the License in the document and put the following copyright and license notices just after the title page:

```
Copyright (C)  year  your name.
Permission is granted to copy, distribute and/or modify this document
under the terms of the GNU Free Documentation License, Version 1.1
or any later version published by the Free Software Foundation;
with the Invariant Sections being list their titles, with the
Front-Cover Texts being list, and with the Back-Cover Texts being list.
A copy of the license is included in the section entitled ‘‘GNU
Free Documentation License’’.
```

If you have no Invariant Sections, write “with no Invariant Sections” instead of saying which ones are invariant. If you have no Front-Cover Texts, write “no Front-Cover Texts” instead of “Front-Cover Texts being *list*”; likewise for Back-Cover Texts.

If your document contains nontrivial examples of program code, we recommend releasing these examples in parallel under your choice of free software license, such as the GNU General Public License, to permit their use in free software.

Glossary

Signalling Data Link Service Data Unit

A grouping of SDL user data whose boundaries are preserved from one end of the signalling data link connection to the other.

Data transfer

The phase in connection and connectionless modes that supports the transfer of data between signalling data link users.

SDL provider

The signalling data link layer protocol that provides the services of the signalling data link interface.

SDL user The user-level application or user-level or kernel-level protocol that accesses the services of the signalling data link layer.

Local management

The phase in connection and connectionless modes in which a SDL user initializes a stream and attaches a PPA address to the stream. Primitives in this phase generate local operations only.

PPA The point at which a system attaches itself to a physical communications medium.

PPA identifier

An identifier of a particular physical medium over which communication transpires.

Acronyms

SDLI	Signalling Data Link Interface
SDL	Signalling Data Link
SDL SDU	Signalling Data Link Service Data Unit
ITU-T	International Telecommunications Union - Telecom Sector
PPA	Physical Point of Attachment

References

1. ITU-T Recommendation X.210, (Geneva, 1993), "Information Technology — Open Systems Interconnection — Basic reference model: Conventions for the definition of OSI services," ISO/IEC 10731:1994.
2. ITU-T Recommendation X.217, (Geneva, 1995), "Information Technology — Open Systems Interconnection — Service definition for the Association Control Service Element," ISO/IEC 8649:1996.
3. ITU-T Recommendation X.227, (Geneva, 1995), "Information Technology — Open Systems Interconnection — Connection-oriented protocol for the Association Control Service Element: Protocol Specification," ISO/IEC 8650-1.
4. ITU-T Recommendation X.237, (Geneva, 1995), "Information Technology — Open Systems Interconnection — Connectionless protocol for the Association Control Service Element: Protocol Specification," ISO/IEC 10035-1 : 1995.
5. ITU-T Recommendation X.216, (Geneva, 1994), "Information Technology — Open Systems Interconnection — Presentation service definition," ISO/IEC 8822:1994.
6. ITU-T Recommendation X.226, (Geneva, 1994), "Information Technology — Open Systems Interconnection — Connection-oriented presentation protocol: Protocol specification," ISO/IEC 8823-1:1994.
7. ITU-T Recommendation X.236, (Geneva, 1995), "Information Technology — Open Systems Interconnection — Connectionless presentation protocol: Protocol specification," ISO/IEC 9576-1:1995.
8. ITU-T Recommendation X.215, (Geneva, 1995), "Information Technology — Open Systems Interconnection — Session service definition," ISO/IEC 8326:1996.
9. ITU-T Recommendation X.225, (Geneva, 1995), "Information Technology — Open Systems Interconnection — Connection-oriented session protocol: Protocol specification," ISO/IEC 8327-1:1996.
10. ITU-T Recommendation X.235, (Geneva, 1995), "Information Technology — Open Systems Interconnection — Connectionless session protocol: Protocol specification," ISO/IEC 9548-1:1995.
11. ITU-T Recommendation X.214, (Geneva, 1995), "Information Technology — Open Systems Interconnection — Transport service definition," ISO/IEC 8072:1996.
12. ITU-T Recommendation X.224
13. ITU-T Recommendation Q.700
14. ITU-T Recommendation Q.701
15. ITU-T Recommendation Q.702
16. ITU-T Recommendation Q.703
17. ITU-T Recommendation Q.704
18. Geoffrey Gerrien, "CDI - Application Program Interface Guide," Gcom, Inc., March 1999.
19. ITU-T Recommendation Q.771, (Geneva, 1993), "Signalling System No. 7 — Functional description of transaction capabilities," (White Book).

References

Indices

Concept Index

L

license, FDL..... 301
license, GNU Free Documentation License 301

S

STREAMS 1, 3, 4, 5, 195

Type Index

C

CC_addr_ack_t	55
CC_addr_req_t	54
CC_alerting_ind_t	105
CC_alerting_req_t	103
CC_bind_ack_t	59
CC_bind_req_t	56
CC_blocking_con_t	168
CC_blocking_ind_t	165
CC_blocking_req_t	162
CC_blocking_res_t	166
CC_call_failure_ind_t	142
CC_call_reattempt_ind_t	80
CC_connect_ind_t	114
CC_connect_req_t	112
CC_cont_check_ind_t	84, 186
CC_cont_check_req_t	82, 184
CC_cont_report_ind_t	91, 193
CC_cont_report_req_t	89, 191
CC_cont_test_ind_t	88, 190
CC_cont_test_req_t	86, 188
CC_disconnect_ind_t	146
CC_disconnect_req_t	144
CC_error_ack_t	65
CC_forwxfer_ind_t	120
CC_forwxfer_req_t	118
CC_ibi_ind_t	111
CC_ibi_req_t	109
CC_info_ack_t	53
CC_info_req_t	52
CC_info_timeout_ind_t	99
CC_information_ind_t	97
CC_information_req_t	95
CC_maint_ind_t	183
CC_more_info_ind_t	94
CC_more_info_req_t	92
CC_ok_ack_t	67
CC_optmgmt_ack_t	64
CC_optmgmt_req_t	62
CC_proceeding_ind_t	102
CC_proceeding_req_t	100
CC_progress_ind_t	108
CC_progress_req_t	106
CC_query_con_t	182
CC_query_ind_t	179
CC_query_req_t	176
CC_query_res_t	180
CC_reject_ind_t	141
CC_reject_req_t	139
CC_release_con_t	153
CC_release_ind_t	149
CC_release_req_t	147
CC_release_res_t	151

CC_reset_con_t	161
CC_reset_ind_t	158
CC_reset_req_t	156
CC_reset_res_t	159
CC_restart_ind_t	155
CC_restart_req_t	154
CC_resume_con_t	135
CC_resume_ind_t	132
CC_resume_reject_ind_t	138
CC_resume_reject_req_t	136
CC_resume_req_t	130
CC_resume_res_t	133
CC_setup_complete_ind_t	117
CC_setup_complete_req_t	115
CC_setup_con_t	78
CC_setup_ind_t	73
CC_setup_req_t	68
CC_setup_res_t	76
CC_suspend_con_t	126
CC_suspend_ind_t	123
CC_suspend_reject_ind_t	129
CC_suspend_reject_req_t	127
CC_suspend_req_t	121
CC_suspend_res_t	124
CC_unbind_req_t	61
CC_unblocking_con_t	175
CC_unblocking_ind_t	172
CC_unblocking_req_t	169
CC_unblocking_res_t	173

I

isdn_addr_t	197
isup_addr_t	223

S

struct CC_addr_ack	55
struct CC_addr_req	54
struct CC_alerting_ind	105
struct CC_alerting_req	103
struct CC_bind_ack	59
struct CC_bind_req	56
struct CC_blocking_con	168
struct CC_blocking_ind	165
struct CC_blocking_req	162
struct CC_blocking_res	166
struct CC_call_failure_ind	142
struct CC_call_reattempt_ind	80
struct CC_connect_ind	114
struct CC_connect_req	112
struct CC_cont_check_ind	84, 186

Indices

struct CC_cont_check_req	82, 184	struct CC_release_ind	149
struct CC_cont_report_ind	91, 193	struct CC_release_req	147
struct CC_cont_report_req	89, 191	struct CC_release_res	151
struct CC_cont_test_ind	88, 190	struct CC_reset_con	161
struct CC_cont_test_req	86, 188	struct CC_reset_ind	158
struct CC_disconnect_ind	146	struct CC_reset_req	156
struct CC_disconnect_req	144	struct CC_reset_res	159
struct CC_error_ack	65	struct CC_restart_ind	155
struct CC_forwxfer_ind	120	struct CC_restart_req	154
struct CC_forwxfer_req	118	struct CC_resume_con	135
struct CC_ibi_ind	111	struct CC_resume_ind	132
struct CC_ibi_req	109	struct CC_resume_reject_ind	138
struct CC_info_ack	53	struct CC_resume_reject_req	136
struct CC_info_req	52	struct CC_resume_req	130
struct CC_info_timeout_ind	99	struct CC_resume_res	133
struct CC_information_ind	97	struct CC_setup_complete_ind	117
struct CC_information_req	95	struct CC_setup_complete_req	115
struct CC_maint_ind	183	struct CC_setup_con	78
struct CC_more_info_ind	94	struct CC_setup_ind	73
struct CC_more_info_req	92	struct CC_setup_req	68
struct CC_ok_ack	67	struct CC_setup_res	76
struct CC_optmgtmgt_ack	64	struct CC_suspend_con	126
struct CC_optmgtmgt_req	62	struct CC_suspend_ind	123
struct CC_proceeding_ind	102	struct CC_suspend_reject_ind	129
struct CC_proceeding_req	100	struct CC_suspend_reject_req	127
struct CC_progress_ind	108	struct CC_suspend_req	121
struct CC_progress_req	106	struct CC_suspend_res	124
struct CC_query_con	182	struct CC_unbind_req	61
struct CC_query_ind	179	struct CC_unblocking_con	175
struct CC_query_req	176	struct CC_unblocking_ind	172
struct CC_query_res	180	struct CC_unblocking_req	169
struct CC_reject_ind	141	struct CC_unblocking_res	173
struct CC_reject_req	139	struct isdn_addr	197
struct CC_release_con	153	struct isup_addr	223

Variable Index

C

<code>cc_addr_length</code>	56, 59, 69, 74, 78, 82, 84, 88, 154, 155, 156, 158, 159, 161, 162, 165, 166, 168, 169, 172, 173, 175, 176, 179, 180, 182, 183, 184, 186, 190, 197, 200, 208, 222, 223, 226, 228, 232, 234, 236, 237, 238, 239, 253, 254, 255, 256, 257, 258, 259, 260
<code>cc_addr_offset</code>	56, 59, 69, 74, 78, 82, 84, 88, 154, 155, 156, 158, 159, 161, 162, 165, 166, 168, 169, 172, 173, 175, 176, 179, 180, 182, 183, 184, 186, 190, 197, 200, 209, 222, 223, 226, 228, 232, 234, 236, 237, 238, 239, 253, 254, 255, 256, 257, 258, 259, 260
<code>cc_bind_flags</code>	57, 226
<code>cc_bind_length</code>	55
<code>cc_bind_offset</code>	55
<code>cc_call_flags</code>	69, 73, 202, 207, 208, 230, 232
<code>cc_call_ref</code>	54, 55, 62, 65, 67, 73, 76, 78, 84, 86, 88, 89, 91, 92, 97, 99, 100, 102, 103, 105, 106, 108, 109, 111, 112, 114, 115, 117, 118, 120, 121, 123, 124, 126, 127, 129, 130, 132, 133, 135, 136, 138, 139, 142, 144, 146, 147, 149, 151, 153, 183, 186, 188, 190, 191, 193, 232, 233, 234, 237, 238, 239, 240, 241
<code>cc_call_type</code>	68, 73, 202, 206, 208, 229, 232, 271
<code>CC_CALL_TYPE_10x64KBS_UNRESTRICTED</code> . .	204, 272
<code>CC_CALL_TYPE_11x64KBS_UNRESTRICTED</code> . .	204, 272
<code>CC_CALL_TYPE_128KBS_UNRESTRICTED</code>	202
<code>CC_CALL_TYPE_12x64KBS_UNRESTRICTED</code> . .	204, 272
<code>CC_CALL_TYPE_13x64KBS_UNRESTRICTED</code> . .	204, 272
<code>CC_CALL_TYPE_14x64KBS_UNRESTRICTED</code> . .	204, 272
<code>CC_CALL_TYPE_1536KBS_UNRESTRICTED</code> . . .	202, 230
<code>CC_CALL_TYPE_15x64KBS_UNRESTRICTED</code> . .	204, 273
<code>CC_CALL_TYPE_16x64KBS_UNRESTRICTED</code> . .	204, 273
<code>CC_CALL_TYPE_17x64KBS_UNRESTRICTED</code> . .	204, 273
<code>CC_CALL_TYPE_18x64KBS_UNRESTRICTED</code> . .	205, 273
<code>CC_CALL_TYPE_1920KBS_UNRESTRICTED</code> . . .	203, 230
<code>CC_CALL_TYPE_19x64KBS_UNRESTRICTED</code> . .	205, 273
<code>CC_CALL_TYPE_20x64KBS_UNRESTRICTED</code> . .	205, 273
<code>CC_CALL_TYPE_21x64KBS_UNRESTRICTED</code> . .	205, 273
<code>CC_CALL_TYPE_22x64KBS_UNRESTRICTED</code> . .	205, 273
<code>CC_CALL_TYPE_23x64KBS_UNRESTRICTED</code> . .	205, 273
<code>CC_CALL_TYPE_24x64KBS_UNRESTRICTED</code> . .	205, 273
<code>CC_CALL_TYPE_25x64KBS_UNRESTRICTED</code> . .	205, 274
<code>CC_CALL_TYPE_26x64KBS_UNRESTRICTED</code> . .	206, 274
<code>CC_CALL_TYPE_27x64KBS_UNRESTRICTED</code> . .	206, 274
<code>CC_CALL_TYPE_28x64KBS_UNRESTRICTED</code> . .	206, 274
<code>CC_CALL_TYPE_29x64KBS_UNRESTRICTED</code> . .	206, 274
<code>CC_CALL_TYPE_2x64KBS_UNRESTRICTED</code> . . .	203, 229
<code>CC_CALL_TYPE_3_1kHz_AUDIO</code>	202, 229
<code>CC_CALL_TYPE_30x64KBS_UNRESTRICTED</code>	206
<code>CC_CALL_TYPE_384KBS_UNRESTRICTED</code>	202, 229
<code>CC_CALL_TYPE_3x64KBS_UNRESTRICTED</code> . . .	203, 271
<code>CC_CALL_TYPE_4x64KBS_UNRESTRICTED</code> . . .	203, 271
<code>CC_CALL_TYPE_5x64KBS_UNRESTRICTED</code> . . .	203, 272
<code>CC_CALL_TYPE_64KBS_PREFERRED</code>	229
<code>CC_CALL_TYPE_64KBS_UNRESTRICTED</code>	202, 229
<code>CC_CALL_TYPE_6x64KBS_UNRESTRICTED</code> . . .	203, 272
<code>CC_CALL_TYPE_7x64KBS_UNRESTRICTED</code> . . .	203, 272
<code>CC_CALL_TYPE_8x64KBS_UNRESTRICTED</code> . . .	203, 272
<code>CC_CALL_TYPE_9x64KBS_UNRESTRICTED</code> . . .	203, 272
<code>CC_CALL_TYPE_SPEECH</code>	202, 229
<code>CC_CAUS_ACCESS_INFO_DISCARDED</code>	217, 250
<code>CC_CAUS_ADDRESS_INCOMPLETE</code>	217, 250
<code>CC_CAUS_BC_NOT_AUTHORIZED</code>	217, 251
<code>CC_CAUS_BC_NOT_AVAILABLE</code>	218, 251
<code>CC_CAUS_BC_NOT_IMPLEMENTED</code>	218, 251
<code>CC_CAUS_CALL_REJECTED</code>	217, 250
<code>CC_CAUS_CALL_TYPE_INCOMPATIBLE</code>	219, 252
<code>CC_CAUS_EXCHANGE_ROUTING_ERROR</code>	219, 252
<code>CC_CAUS_FACILITY_NOT_IMPLEMENTED</code>	218, 251
<code>CC_CAUS_FACILITY_REJECTED</code>	217, 250
<code>CC_CAUS_GROUP_RESTRICTIONS</code>	219, 252
<code>CC_CAUS_ICC_BARRED_WITHIN_CUG</code>	217, 251
<code>CC_CAUS_INCOMPATIBLE_DESTINATION</code>	218, 251
<code>CC_CAUS_INCONSISTENCY</code>	218, 251
<code>CC_CAUS_INTERWORKING</code>	218, 252
<code>CC_CAUS_INVALID_MESSAGE</code>	218, 251
<code>CC_CAUS_INVALID_TRANSIT_NTWK_SELECTION</code>	218, 251
<code>CC_CAUS_LNP_QOR_NUMBER_NOT_FOUND</code>	219, 252
<code>CC_CAUS_MESSAGE_DISCARDED</code>	218, 252
<code>CC_CAUS_MESSAGE_TYPE_NOT_IMPLEMENTED</code>	218, 251
<code>CC_CAUS_MISDIALLED_TRUNK_PREFIX</code>	216, 249
<code>CC_CAUS_MISROUTED_CALL_TO_PORTED_NUMBER</code>	219, 252
<code>CC_CAUS_NETWORK_OUT_OF_ORDER</code>	217, 250
<code>CC_CAUS_NO_ANSWER</code>	216, 250
<code>CC_CAUS_NO_CCT_AVAILABLE</code>	217, 250
<code>CC_CAUS_NO_ROUTE_TO_DESTINATION</code>	216, 249
<code>CC_CAUS_NO_ROUTE_TO_TRANSIT_NETWORK</code>	216, 249
<code>CC_CAUS_NO_USER_RESPONDING</code>	216, 250
<code>CC_CAUS_NON_EXISTENT_CUG</code>	218, 251
<code>CC_CAUS_NORMAL_CALL_CLEARING</code>	216, 250
<code>CC_CAUS_NORMAL_UNSPECIFIED</code>	217, 250
<code>CC_CAUS_NOT_SUBSCRIBED</code>	217, 251
<code>CC_CAUS_NUMBER_CHANGED</code>	217, 250
<code>CC_CAUS_OGC_BARRED_WITHIN_CUG</code>	217, 251
<code>CC_CAUS_OUT_OF_ORDER</code>	217, 250
<code>CC_CAUS_PARAMETER_NOT_IMPLEMENTED</code>	218, 252
<code>CC_CAUS_PARAMETER_PASSED_ON</code>	218, 252
<code>CC_CAUS_PRECEDENCE_CALL_BLOCKED</code>	217, 219, 251, 252

- CC_CAUS_PREEMPTION 216, 219, 249, 252
- CC_CAUS_PREEMPTION_CCT_RESERVED 216, 250
- CC_CAUS_PROTOCOL_ERROR 218, 252
- CC_CAUS_RECOVERY_ON_TIMER_EXPIRY 218, 252
- CC_CAUS_REDIRECT 217, 250
- CC_CAUS_REQUESTED_CCT_UNAVAILABLE... 217, 250
- CC_CAUS_RESOURCE_UNAVAILABLE 217, 251
- CC_CAUS_RESTRICTED_BC_ONLY 218, 251
- CC_CAUS_SEND_SPECIAL_INFO_TONE 216, 249
- CC_CAUS_SERIVCE_OPTION_NOT_IMPLEMENTED
..... 218, 251
- CC_CAUS_SERVICE_OPTION_NOT_AVAILABLE... 218,
251
- CC_CAUS_SUBSCRIBER_ABSENT 216, 250
- CC_CAUS_SWITCHING_EQUIP_CONGESTION .. 217, 250
- CC_CAUS_TEMPORARY_FAILURE 217, 250
- CC_CAUS_UNALLOCATED_DEST_NUMBER 219, 252
- CC_CAUS_UNALLOCATED_NUMBER 216, 249
- CC_CAUS_UNKNOWN_BUSINESS_GROUP 219, 252
- CC_CAUS_USER_BUSY 216, 250
- CC_CAUS_USER_NOT_MEMBER_OF_CUG 218, 251
- cc_cause... 127, 129, 136, 138, 139, 141, 142, 144,
146, 147, 149, 214, 215, 216, 219, 220, 221,
248, 249, 252
- cc_cdpn_length 69, 73, 207, 208, 231, 232
- cc_cdpn_offset 69, 73, 207, 208, 231, 233
- CC_CHANNEL 200
- CC_CHANNEL_GROUP 200
- cc_conn_length 55
- cc_conn_offset 55
- cc_correct_prim 67
- CC_DEFAULT_LISTENER 57, 200, 226
- cc_error_primitive 65
- cc_error_type 65
- cc_event 106, 108, 243, 245
- cc_flags... 100, 102, 103, 105, 106, 108, 109, 111,
112, 114, 121, 123, 130, 132, 154, 155, 156,
158, 159, 161, 162, 165, 166, 168, 169, 172,
173, 175, 176, 179, 180, 182, 213, 214, 222,
241, 244, 245, 246, 247, 253, 254, 255, 256,
257, 258, 259, 260
- CC_ITC_WITH_TONES_AND_ANNOUNCEMENTS" 206
- CC_MAINTENANCE 57, 227
- CC_MANAGEMENT 57, 227
- cc_opt_flags 62
- cc_opt_length 62, 69, 74, 92, 94, 95, 97, 100,
102, 103, 105, 106, 108, 109, 111, 112, 114,
115, 117, 118, 120, 121, 123, 124, 126, 127,
129, 130, 132, 133, 135, 136, 138, 139, 141,
142, 144, 146, 147, 149, 151, 153, 199, 225, 233
- cc_opt_offset 62, 69, 74, 92, 94, 95, 97, 100,
102, 103, 105, 106, 108, 109, 111, 112, 114,
115, 117, 118, 120, 121, 123, 124, 126, 127,
129, 130, 132, 133, 135, 136, 138, 139, 141,
142, 144, 146, 147, 149, 151, 153, 199, 225, 233
- cc_primitive... 52, 53, 54, 55, 56, 59, 61, 62, 65,
67, 68, 73, 76, 78, 80, 82, 84, 86, 88, 89, 91, 92,
94, 95, 97, 99, 100, 102, 103, 105, 106, 108,
109, 111, 112, 114, 115, 117, 118, 120, 121,
123, 124, 126, 127, 129, 130, 132, 133, 135,
136, 138, 139, 141, 142, 144, 146, 147, 149,
151, 153, 154, 155, 156, 158, 159, 161, 162,
165, 166, 168, 169, 172, 173, 175, 176, 179,
180, 182, 183, 184, 186, 188, 190, 191, 193
- cc_reason 80, 142, 183, 220, 235
- cc_result 89, 91, 191, 193, 239
- cc_setup_ind 56, 59, 200, 226, 228
- cc_state 65, 67
- cc_subn_length 95, 97, 240, 241
- cc_subn_offset 95, 97, 240, 241
- CC_SUSRES_NETWORK_INITIATED 246, 247
- CC_TEST 57, 227
- CC_TOKEN_REQUEST 57, 227
- cc_token_value 59, 76, 86, 188, 234
- CC_TRUNK_GROUP 200
- cc_unix_error 65
- cc_user_ref 68, 78, 80, 89, 94, 95, 141, 147,
149, 151, 153, 191, 230, 234, 235, 238
- CCACCESS .. 58, 63, 66, 72, 83, 87, 93, 96, 101, 104,
107, 110, 113, 116, 128, 131, 134, 137, 140,
145, 148, 157, 160, 163, 167, 170, 174, 177,
181, 185, 189
- CCADDRBUSY 58, 66, 71
- CCBADADDR .. 58, 66, 71, 83, 96, 157, 160, 163, 170,
177, 185
- CCBADCLR ... 54, 63, 66, 71, 77, 87, 90, 93, 96, 101,
104, 107, 110, 113, 116, 128, 131, 134, 137,
140, 145, 148, 189, 192
- CCBADDIGS 66, 71
- CCBADFLAG 58, 63, 66, 101, 104, 107, 110, 113
- CCBADOPT .. 63, 66, 71, 96, 101, 104, 107, 110, 113,
116, 128, 131, 134, 137, 140, 145, 148
- CCBADPRIM. 58, 63, 66, 72, 77, 90, 93, 96, 101,
104, 107, 110, 113, 116, 128, 131, 134, 137,
140, 145, 148, 192
- CCBADTOK 66, 77
- CCFLAGS 163, 170, 177
- CCNOADDR ... 58, 66, 71, 83, 96, 157, 160, 163, 170,
177, 185
- CCNOTSUPP.. 66, 83, 87, 93, 116, 128, 131, 134, 137,
140, 145, 148, 157, 160, 163, 170, 177, 185, 189
- CCOUTSTATE .. 58, 61, 63, 65, 71, 77, 83, 87, 90, 93,
96, 101, 104, 107, 110, 113, 116, 119, 122, 125,
128, 131, 134, 137, 140, 145, 148, 152, 157,
160, 164, 167, 171, 174, 178, 181, 185, 189, 192
- CCSYSERR.. 54, 58, 61, 63, 65, 71, 77, 83, 87, 90, 93,
96, 101, 104, 107, 110, 113, 116, 119, 122, 125,
128, 131, 134, 137, 140, 145, 148, 152, 157,
160, 164, 167, 171, 174, 178, 181, 185, 189, 192
- cic 197, 223

I

id	197, 223
ISDN_SCOPE_CH	198
ISDN_SCOPE_DF	198
ISDN_SCOPE_EG	198
ISDN_SCOPE_FG	198
ISDN_SCOPE_TG	198
ISDN_SCOPE_XG	198
ISUP_BCI_CHARGE	242
ISUP_BCI_CONNECT_FREE	242
ISUP_BCI_E2E_INFORMATION_AVAILABLE	242
ISUP_BCI_HOLDING_REQUESTED	242
ISUP_BCI_IC_ECHO_CONTROL_DEVICE	242
ISUP_BCI_INTERWORKING_ENCOUNTERED	242
ISUP_BCI_ISDN_USER_PART_ALL_THE_WAY	242
ISUP_BCI_NO_CHARGE	242
ISUP_BCI_ORDINARY_SUBSCRIBER	242
ISUP_BCI_PASS_ALONG_E2E_METHOD_AVAILABLE	242
ISUP_BCI_PAYPHONE	242
ISUP_BCI_SCCP_ALL_METHODS_AVAILABLE	243
ISUP_BCI_SCCP_CLNS_METHOD_AVAILABLE	243
ISUP_BCI_SCCP_CONS_METHOD_AVAILABLE	243
ISUP_BCI_SCCP_E2E_METHOD_AVAILABLE	242
ISUP_BCI_SUBSCRIBER_FREE	242
ISUP_BCI_TERMINATING_ACCESS_ISDN	242
ISUP_CALL_FAILURE_BLOCKING	248
ISUP_CALL_FAILURE_CIRCUIT_BUSY	249
ISUP_CALL_FAILURE_COT_FAILURE	248
ISUP_CALL_FAILURE_ERROR	220
ISUP_CALL_FAILURE_RECV_RLC	248
ISUP_CALL_FAILURE_RESET	248
ISUP_CALL_FAILURE_RESTART	220
ISUP_CALL_FAILURE_STATUS	220
ISUP_CALL_FAILURE_T2_TIMEOUT	248
ISUP_CALL_FAILURE_T3_TIMEOUT	248
ISUP_CALL_FAILURE_T35_TIMEOUT	249
ISUP_CALL_FAILURE_T38_TIMEOUT	249
ISUP_CALL_FAILURE_T6_TIMEOUT	248
ISUP_CALL_FAILURE_T7_TIMEOUT	248
ISUP_CALL_FAILURE_T8_TIMEOUT	249
ISUP_CALL_FAILURE_T9_TIMEOUT	249
ISUP_COT_FAILURE	239
ISUP_COT_SUCCESS	239

(Index is nonexistent)

ISUP_EVNT_ALERTING	244
ISUP_EVNT_CALL_FORWARDED_ON_BUSY	244
ISUP_EVNT_CALL_FORWARDED_ON_NO_ANSWER	244
ISUP_EVNT_CALL_FORWARDED_UNCONDITIONAL	244
ISUP_EVNT_IBI	244
ISUP_EVNT_PRESENTATION_RESTRICTED	244, 245
ISUP_EVNT_PROGRESS	244
ISUP_FCI_E2E_INFORMATION_AVAILABLE	231
ISUP_FCI_INTERNATIONAL_CALL	230
ISUP_FCI_INTERWORKING_ENCOUNTERED	231
ISUP_FCI_ISDN_USER_PART_ALL_THE_WAY	231
ISUP_FCI_ORIGINATING_ACCESS_ISDN	231
ISUP_FCI_PASS_ALONG_E2E_METHOD_AVAILABLE	230
ISUP_FCI_SCCP_ALL_METHODS_AVAILABLE	231
ISUP_FCI_SCCP_CLNS_METHOD_AVAILABLE	231
ISUP_FCI_SCCP_CONS_METHOD_AVAILABLE	231
ISUP_FCI_SCCP_E2E_METHOD_AVAILABLE	230
ISUP_GROUP	253, 254, 255, 256, 257, 258, 259, 260
ISUP_HARDWARE_FAILURE_ORIENTED	255, 256, 257, 258
ISUP_MAINTENANCE_ORIENTED	255, 256, 257, 258
ISUP_NCI_CONT_CHECK_PREVIOUS	230
ISUP_NCI_CONT_CHECK_REQUIRED	230
ISUP_NCI_OG_ECHO_CONTROL_DEVICE	230
ISUP_NCI_ONE_SATELLITE_CCT	230
ISUP_NCI_TWO_SATELLITE_CCT	230
ISUP_REATTEMPT_BLOCKING	235
ISUP_REATTEMPT_CIRCUIT_BUSY	235
ISUP_REATTEMPT_COT_FAILURE	235
ISUP_REATTEMPT_DUAL_SEIZURE	235
ISUP_REATTEMPT_RESET	235
ISUP_REATTEMPT_T24_TIMEOUT	235
ISUP_REATTEMPT_UNEXPECTED	235
ISUP_SCOPE_CG	224
ISUP_SCOPE_CT	224
ISUP_SCOPE_DF	225
ISUP_SCOPE_SP	224
ISUP_SCOPE_SR	224
ISUP_SCOPE_TG	224

S

scope	197, 223
-------------	----------

Primitive Index

CC_ADDR_ACK 12, 54, 55
 CC_ADDR_REQ 12, 54, 55
 CC_ALERTING_IND .. 21, 39, 105, 212, 240, 243, 245
 CC_ALERTING_REQ.. 20, 38, 103, 212, 241, 243, 244
 CC_BIND_ACK..... 13, 55, 57, 59, 60, 74, 76, 84, 86, 186, 188, 201, 227, 228
 CC_BIND_REQ.. 13, 56, 57, 59, 60, 69, 76, 78, 84, 86, 88, 154, 155, 156, 162, 169, 176, 186, 188, 190, 200, 226, 229
 CC_BLOCKING_CON 48, 163, 168, 170, 177, 256
 CC_BLOCKING_IND.. 48, 165, 166, 173, 180, 255
 CC_BLOCKING_REQ 47, 162, 254
 CC_BLOCKING_RES 47, 166, 255
 CC_CALL_FAILURE_IND 26, 41, 71, 93, 96, 113, 142, 220, 248
 CC_CALL_REATTEMPT_IND 18, 19, 31, 32, 37, 71, 80, 142, 210, 235
 CC_CONNECT_IND 21, 39, 114, 115
 CC_CONNECT_REQ 21, 38, 112
 CC_CONT_CHECK_IND.. 34, 84, 86, 87, 91, 186, 188, 189, 193, 237, 238
 CC_CONT_CHECK_REQ .. 34, 82, 184, 210, 236, 238
 CC_CONT_REPORT_IND.. 34, 37, 38, 84, 87, 91, 186, 189, 193, 237, 239
 CC_CONT_REPORT_REQ 34, 36, 38, 71, 88, 89, 190, 191, 210, 236, 238
 CC_CONT_TEST_IND.. 33, 34, 36, 83, 88, 89, 91, 185, 190, 191, 193, 238
 CC_CONT_TEST_REQ ... 33, 34, 36, 84, 86, 186, 188, 210, 237
 CC_DISCONNECT_IND 21, 27, 28, 113, 146, 216, 220
 CC_DISCONNECT_REQ... 18, 20, 26, 27, 28, 31, 59, 99, 144, 216, 220, 249
 CC_ERROR_ACK .. 15, 54, 58, 60, 61, 63, 65, 69, 70, 71, 77, 83, 87, 90, 93, 96, 101, 104, 107, 110, 113, 116, 119, 122, 124, 128, 131, 134, 137, 140, 145, 148, 152, 157, 160, 163, 167, 170, 174, 177, 181, 185, 189, 192, 195, 200, 213, 226, 234, 236, 237, 238, 239, 240, 247, 248, 249, 253
 CC_IBI_IND... 21, 28, 39, 111, 213, 240, 243, 244, 245
 CC_IBI_REQ.. 20, 27, 38, 109, 212, 241, 243, 244, 245
 CC_INFO_ACK 12, 52, 53, 200, 226
 CC_INFO_REQ 12, 52, 53
 CC_INFO_TIMEOUT_IND ... 18, 31, 93, 99, 211, 241
 CC_INFORMATION_IND 18, 31, 93, 97, 209, 211, 240
 CC_INFORMATION_REQ 18, 31, 94, 95, 208, 211, 240
 CC_MAINT_IND 29, 57, 183, 227
 CC_MORE_INFO_IND .. 18, 31, 94, 208, 211, 240
 CC_MORE_INFO_REQ.. 18, 31, 92, 209, 211, 240
 CC_OK_ACK.. 14, 61, 63, 67, 77, 90, 96, 101, 104, 107, 110, 115, 116, 119, 124, 128, 131, 134, 137, 140, 145, 152, 160, 167, 174, 181, 192, 238
 CC_OPTMGMT_REQ 14, 62, 68, 201, 229
 CC_PROCEEDING_IND ... 21, 39, 102, 212, 240, 243
 CC_PROCEEDING_REQ ... 20, 38, 100, 211, 241
 CC_PROGRESS_IND .. 21, 39, 108, 212, 240, 243, 245
 CC_PROGRESS_REQ 20, 38, 106, 212, 241, 243, 245
 CC_QUERY_CON 50, 182, 260
 CC_QUERY_IND 49, 179, 259
 CC_QUERY_REQ 49, 176, 259
 CC_QUERY_RES 49, 180, 259
 CC_REJECT_IND 26, 41, 141, 216, 219
 CC_REJECT_REQ 26, 27, 41, 139, 211, 216, 219, 241, 248
 CC_RELEASE_CON 27, 28, 42, 43, 148, 153, 221
 CC_RELEASE_IND 17, 27, 28, 42, 71, 87, 96, 113, 122, 148, 149, 153, 163, 167, 170, 174, 177, 181, 189, 216, 221, 252
 CC_RELEASE_REQ 17, 27, 30, 42, 43, 73, 84, 99, 139, 147, 151, 186, 216, 221, 249, 252
 CC_RELEASE_RES 27, 42, 151, 221
 CC_RESET_CON 44, 45, 157, 161, 254
 CC_RESET_IND 25, 40, 44, 45, 158, 159, 163, 170, 177, 253
 CC_RESET_REQ ... 25, 40, 44, 45, 154, 155, 156, 253
 CC_RESET_RES 44, 45, 159, 254
 CC_RESTART_CON 29, 155, 222
 CC_RESTART_REQ 29, 154, 221, 253
 CC_RESUME_CON 24, 135, 215
 CC_RESUME_IND 24, 40, 132, 214, 247
 CC_RESUME_REJECT_IND 24, 138, 215
 CC_RESUME_REJECT_REQ... 24, 136, 215, 248
 CC_RESUME_REQ 24, 25, 40, 130, 214, 247
 CC_RESUME_RES 24, 133, 215, 247
 CC_SETUP_COMPLETE_IND .. 21, 39, 113, 117, 210, 236
 CC_SETUP_COMPLETE_REQ 21, 39, 114, 115, 210, 236

CC_SETUP_CON ...	18, 31, 38, 70, 71, 78, 80, 81, 114, 127, 130, 133, 136, 147, 149, 151, 153, 209, 230, 234, 276, 278
CC_SETUP_IND ...	17, 18, 26, 31, 33, 34, 36, 38, 41, 59, 73, 74, 76, 84, 86, 87, 92, 97, 99, 112, 127, 130, 133, 136, 139, 144, 147, 149, 151, 153, 186, 188, 189, 202, 208, 232, 233, 234, 238, 271
CC_SETUP_REQ ...	17, 18, 30, 31, 33, 34, 36, 38, 62, 68, 69, 70, 78, 79, 80, 89, 91, 94, 95, 141, 147, 149, 151, 153, 191, 192, 193, 202, 206, 209, 229, 232, 233, 234, 235, 236, 240, 241, 271
CC_SETUP_RES ...	17, 18, 31, 38, 57, 59, 73, 76, 209, 211, 227, 233, 241, 276, 278
CC_SUSPEND_CON	22, 122, 126, 214
CC_SUSPEND_IND	22, 40, 123, 213, 246
CC_SUSPEND_REJECT_IND ..	23, 122, 129, 214
CC_SUSPEND_REJECT_REQ ..	22, 127, 214, 247
CC_SUSPEND_REQ	22, 25, 40, 121, 213, 245
CC_SUSPEND_RES	22, 124, 213, 246, 247
CC_UNBIND_REQ	14, 61
CC_UNBLOCKING_CON	49, 175, 258
CC_UNBLOCKING_IND	49, 172, 257
CC_UNBLOCKING_REQ	48, 169, 256
CC_UNBLOCKING_RES	48, 173, 257

Protocol State Index

CCS_CONNECTED	114, 115, 117, 118, 120, 121, 123, 127, 129, 130, 132, 133, 135
CCS_IDLE	29, 60, 61, 62, 63, 70, 74, 80, 82, 85, 89, 91, 140, 141, 142, 143, 148, 150, 151, 153, 157, 158, 161, 163, 170, 177, 180, 182, 184, 187, 191, 193
CCS_SUSPENDED	121, 123, 124, 126, 127, 129, 130, 132, 133, 135, 136, 138, 247
CCS_UNBND	57
CCS_WACK_AREQ	54
CCS_WACK_BREQ	57, 60
CCS_WCON_RELREQ	148, 150, 153
CCS_WCON_SREQ	70, 78, 80, 91, 141, 142, 193, 240, 241, 243, 245
CCS_WIND_ALERTING	102, 105, 111, 146
CCS_WIND_CCREP	74, 91, 193
CCS_WIND_CONNECT	111, 146
CCS_WIND_INFO	92, 97, 99
CCS_WIND_MORE	70, 80, 94, 96, 111, 142, 146
CCS_WIND_PROCEED	80, 96, 100, 102, 105, 111, 142, 146
CCS_WIND_PROGRESS	105, 108, 111, 146
CCS_WREQ_ALERTING	103, 109, 112, 144
CCS_WREQ_CCREP	70, 78, 80, 89, 191
CCS_WREQ_CONNECT	109, 112, 144
CCS_WREQ_INFO	80, 94, 96, 99, 142, 146
CCS_WREQ_MORE	74, 79, 90, 92, 97, 98, 100, 102, 103, 105, 109, 112, 144, 192
CCS_WREQ_PROCEED	76, 79, 90, 98, 103, 109, 112, 144, 192
CCS_WREQ_PROGRESS	103, 106, 109, 112, 144
CCS_WRES_RELIND	148, 150, 151
CCS_WRES_SIND	74, 76, 139, 240, 243, 244, 248